


APGTB 2.5 2T VL 4C/2 DL**Weidmüller Interface GmbH & Co. KG**

Klingenbergstraße 26

D-32758 Detmold

Germany

www.weidmueller.com**Spring connection with PUSH IN Technology**

The innovative PUSH IN technology reduces the amount of time you spend on wiring to a minimum. Direct insertion guarantees high conductor pull-out forces and simple handling for all conductor types.

General ordering data

| | |
|------------|---|
| Version | Feed-through terminal, PUSH IN, 2.5 mm ² , 800 V, 24 A, dark beige |
| Order No. | 2675950000 |
| Type | APGTB 2.5 2T VL 4C/2 DL |
| GTIN (EAN) | 4050118728972 |
| Qty. | 50 pc(s). |

APGTB 2.5 2T VL 4C/2 DL

Weidmüller Interface GmbH & Co. KG

Klingenbergstraße 26

D-32758 Detmold

Germany

www.weidmueller.com

Technical data

Dimensions and weights

| | | | |
|--------------------------|------------|----------------|------------|
| Depth | 50.5 mm | Depth (inches) | 1.988 inch |
| Depth including DIN rail | 51 mm | Height | 91 mm |
| Height (inches) | 3.583 inch | Width | 5.1 mm |
| Width (inches) | 0.201 inch | Net weight | 13.82 g |

Temperatures

| | | | |
|----------------------------------|----------------|----------------------------------|--------|
| Storage temperature | -25 °C...55 °C | Continuous operating temp., min. | -60 °C |
| Continuous operating temp., max. | 130 °C | | |

Material data

| | | | |
|--------------------------------|--------|---------------------------|------------|
| Material | Wemid | Colour | dark beige |
| Colour of operational elements | orange | UL 94 flammability rating | V-0 |

Rating data IECEx/ATEX

| | | | |
|--------------------------------|---------------------|---------------------------------|---------------------|
| Certificate No. (ATEX) | TUEV16ATEX7940U | Certificate No. (IECEX) | IECEXTUR16.0046U |
| Max. voltage (ATEX) | 800 V | Current (ATEX) | 15 A |
| Wire cross section max. (ATEX) | 2.5 mm ² | Max. voltage (IECEX) | 800 V |
| Current (IECEX) | 15 A | Wire cross section max. (IECEX) | 2.5 mm ² |

System specifications

| | | | |
|-------------------------------|-----|-------------------------------------|-------|
| End cover plate required | Yes | Number of potentials | 1 |
| Number of levels | 2 | Number of clamping points per level | 2 |
| Number of potentials per tier | 1 | Rail | TS 35 |
| PE function | No | PEN function | No |

Additional technical data

| | | | |
|--------------------------|-------|----------------|---------|
| Explosion-tested version | No | Open sides | right |
| Snap-on | Yes | Type of fixing | Snap-on |
| Type of mounting | TS 35 | | |

Conductors for clamping (rated connection)

| | | | |
|--|--|------|----------------------|
| Blade size | 0.6 x 3.5 mm | | |
| Clamping range, max. | 4 mm ² | | |
| Clamping range, min. | 0.14 mm ² | | |
| Connection cross-section, stranded, max. | 4 mm ² | | |
| Connection cross-section, stranded, min. | 0.5 mm ² | | |
| Connection direction | top | | |
| Gauge to IEC 60947-1 | A3 | | |
| Number of connections | 4 | | |
| Stripping length | 10 mm | | |
| Tube length for twin wire-end ferrule | Cross-section for conductor connection | min. | 0.5 mm ² |
| | | max. | 0.75 mm ² |
| | Tube length | min. | 8 mm |
| | | max. | 12 mm |

APGTB 2.5 2T VL 4C/2 DL

Weidmüller Interface GmbH & Co. KG

Klingenbergstraße 26

D-32758 Detmold

Germany

www.weidmueller.com

Technical data

| | | | |
|---|--|---------|----------------------|
| Tube length for wire-end ferrule with plastic collar DIN 46228/4 | Tube length | min. | 8 mm |
| | | max. | 6 mm |
| | Cross-section for conductor connection | min. | 0.34 mm ² |
| | | max. | 0.14 mm ² |
| | Tube length | min. | 12 mm |
| | | max. | 6 mm |
| Tube length for wire-end ferrule without plastic collar DIN 46228/1 | Cross-section for conductor connection | min. | 1 mm ² |
| | | max. | 0.5 mm ² |
| | Tube length | min. | 12 mm |
| | | max. | 8 mm |
| | Cross-section for conductor connection | min. | 2.5 mm ² |
| | | max. | 1.5 mm ² |
| Twin wire-end ferrules, max. | Cross-section for conductor connection | nominal | 0.25 mm ² |
| | Tube length | nominal | 5 mm |
| | Cross-section for conductor connection | min. | 0.5 mm ² |
| | | max. | 1 mm ² |
| | Tube length | min. | 6 mm |
| | | max. | 10 mm |
| Twin wire-end ferrules, min. | Cross-section for conductor connection | min. | 1.5 mm ² |
| | | max. | 2.5 mm ² |
| | Tube length | min. | 7 mm |
| | | max. | 12 mm |
| Type of connection | PUSH IN | | |
| Wire connection cross section AWG, max. | AWG 12 | | |
| Wire connection cross section AWG, min. | AWG 28 | | |
| Wire connection cross section, finely stranded, max. | 4 mm ² | | |
| Wire connection cross section, finely stranded, min. | 0.5 mm ² | | |
| Wire connection cross-section, finely stranded with wire-end ferrules DIN 46228/1, max. | 4 mm ² | | |
| Wire connection cross-section, finely stranded with wire-end ferrules DIN 46228/1, min. | 0.5 mm ² | | |
| Wire connection cross-section, finely stranded with wire-end ferrules DIN 46228/4, max. | 2.5 mm ² | | |
| Wire connection cross-section, finely stranded with wire-end ferrules DIN 46228/4, min. | 0.5 mm ² | | |
| Wire connection cross-section, solid core, max. | 2.5 mm ² | | |
| Wire connection cross-section, solid core, min. | 0.5 mm ² | | |

General

| | | | |
|---|--------|---|----------------------------------|
| Rail | TS 35 | Standards | In accordance with IEC 60947-7-1 |
| Wire connection cross section AWG, max. | AWG 12 | Wire connection cross section AWG, min. | AWG 28 |

APGTB 2.5 2T VL 4C/2 DL

Weidmüller Interface GmbH & Co. KG

Klingenbergstraße 26

D-32758 Detmold

Germany

www.weidmueller.com

Technical data

Rating data

| | | | |
|---------------------------------|---------------------|---|----------------------------------|
| Rated cross-section | 2.5 mm ² | Rated voltage | 800 V |
| Rated DC voltage | 800 V | Rated current | 24 A |
| Current at maximum wires | 24 A | Standards | In accordance with IEC 60947-7-1 |
| Rated impulse withstand voltage | 8 kV | Power loss in accordance with IEC 60947-7-x | 0.77 W |
| Pollution severity | 3 | Surge voltage category | III |

Classifications

| | | | |
|-------------|-------------|-------------|-------------|
| ETIM 7.0 | EC000897 | ETIM 8.0 | EC000897 |
| ETIM 9.0 | EC000897 | ECLASS 11.0 | 27-14-11-20 |
| ECLASS 12.0 | 27-14-11-20 | ECLASS 13.0 | 27-25-01-17 |

Environmental Product Compliance

| | |
|------------------------|-----------------------------|
| REACH SVHC | / |
| RoHS Compliance Status | Compliant without exemption |

Approvals

Approvals



| | |
|------|---------|
| ROHS | Conform |
|------|---------|

Downloads

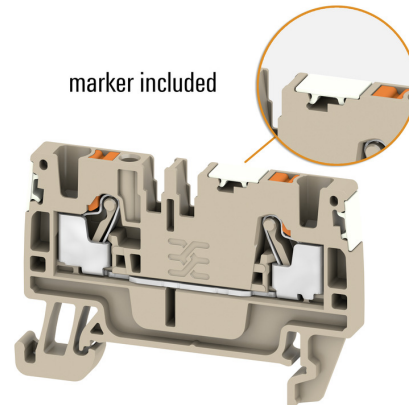
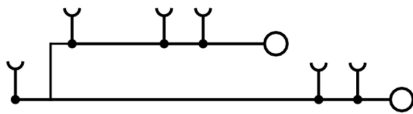
| | |
|---|---|
| Approval/Certificate/Document of Conformity | Attestation of Conformity CE Declaration of Conformity UKCA declaration of conformity Confirmation of Standards EN 45545-2_2020-10 |
| Engineering Data | CAD data – STEP |
| Catalogues | Catalogues in PDF-format |

APGTB 2.5 2T VL 4C/2 DL

Weidmüller Interface GmbH & Co. KG
Klingenbergstraße 26
D-32758 Detmold
Germany

www.weidmueller.com

Drawings



APGTB 2.5 2T VL 4C/2 DL

Weidmüller Interface GmbH & Co. KG

Klingenbergstraße 26

D-32758 Detmold

Germany

www.weidmueller.com

Accessories

A-Series




Weidmüller's range of products includes end brackets that guarantee a permanent, reliable mounting on the terminal rail and prevent sliding. Versions with and without screws are available. The end brackets include marking options, also for group markers, and also a test plug holder.

General ordering data

| | | |
|------------|----------------------------|-----------------------|
| Type | AEB 35 SCL/1 V0 | Version |
| Order No. | 2661280000 | A-series, End bracket |
| GTIN (EAN) | 4050118702163 | |
| Qty. | 20 pc(s). | |
| Type | AEB 35 SCL/1 V0 BK | Version |
| Order No. | 2661300000 | A-series, End bracket |
| GTIN (EAN) | 4050118702187 | |
| Qty. | 20 pc(s). | |
| Type | AEB 35 SCL/1 V0 GY | Version |
| Order No. | 2661290000 | A-series, End bracket |
| GTIN (EAN) | 4050118702170 | |
| Qty. | 20 pc(s). | |

Slotted screwdriver



VDE insulated screwdriver sets, for working on live parts up to 1000 V AC and 1500 V DC, DIN EN 60900. IEC 900. Each piece is "GS" safety tested. Blade made from fully hardened, high-alloy chromium-vanadium-molybdenum steel, gun-metal finish.

General ordering data

| | | |
|------------|----------------------------|---|
| Type | SDIS SLIM 0.6X3.5X100 | Version |
| Order No. | 2749610000 | Mounting tool, Blade width (B): 3.5 mm, Blade length: 100 mm, Blade |
| GTIN (EAN) | 4050118896350 | thickness (A): 0.6 mm |
| Qty. | 1 pc(s). | |

APGTB 2.5 2T VL 4C/2 DL**Weidmüller Interface GmbH & Co. KG**

Klingenbergstraße 26

D-32758 Detmold

Germany

www.weidmueller.com**Accessories****Coding elements**

Through the use of coding pins, individual coding options ensure trouble-free plug-in connection.

General ordering data

| | | |
|------------|----------------------------|---|
| Type | APGCE | Version |
| Order No. | 1514490000 | Coding element (terminal), Wemid, orange, Width: 3.3 mm |
| GTIN (EAN) | 4050118321906 | |
| Qty. | 50 pc(s). | |

A-Series

A partition plate is used for the optical separation of circuits or used for electrical isolation from neighbouring cross-connectors. In contrast to the end plate, the contour can be larger than the adjacent terminal blocks. However, it should not be smaller, as otherwise the required clearance and creepage distances within the application can no longer be maintained.

General ordering data

| | | |
|------------|----------------------------|---------------------------|
| Type | APP 4 | Version |
| Order No. | 2489110000 | A-series, Partition plate |
| GTIN (EAN) | 4050118499322 | |
| Qty. | 50 pc(s). | |

APGTB 2.5 2T VL 4C/2 DL**Weidmüller Interface GmbH & Co. KG**

Klingenbergstraße 26

D-32758 Detmold

Germany

www.weidmueller.com**Accessories****SnapMark**

SnapMark - this tag carrier has been developed specifically for the I-series double-level terminal IDK 1.5N. The flexible pivot mechanism allows cross-connections to be easily installed or removed. It can hold four DEK 5 labelling tags or two WS 10/5 Middle connector markers.

General ordering data

| | | |
|------------|----------------------------|--|
| Type | SNAPMARK I | Version |
| Order No. | 1805880000 | Group markers, Terminal marker, 23 x 5 mm, Pitch in mm (P): 5.00 |
| GTIN (EAN) | 4032248273614 | Weidmueller, white |
| Qty. | 50 pc(s). | |