

VPU ZPA I 3+1 300/12,5**Weidmüller Interface GmbH & Co. KG**

Klingenbergstraße 26

D-32758 Detmold

Germany

www.weidmueller.com

Lightning arresters for 40 mm rail systems

- Simple and safe to use and install
- Complete and permanent status control
- Leakage current free surge protection
- Application-specific application classes with 7.5 kA and 12.5 kA discharge current

General ordering data

Version	Surge voltage arrester, Low voltage, Leakage-current-free, TN-C-S, TN-S, TT
Order No.	2674380000
Type	VPU ZPA I 3+1 300/12,5
GTIN (EAN)	4050118686708
Qty.	1 pc(s).

VPU ZPA I 3+1 300/12,5

Weidmüller Interface GmbH & Co. KG

Klingenbergstraße 26

D-32758 Detmold

Germany

www.weidmueller.com

Technical data

Dimensions and weights

Depth	99 mm	Depth (inches)	3.898 inch
Height	229 mm	Height (inches)	9.016 inch
Width	47 mm	Width (inches)	1.85 inch
Net weight	100 g		

Temperatures

Storage temperature	-40 °C...70 °C	Operating temperature	-40 °C...70 °C
Humidity	5...95 %, no condensation		

General data

Colour	grey	Design	for 40mm busbars
Operating altitude	≤ 4000 m	Optical function display	green = OK; red = arrester is defective - replace
Protection degree	IP30, in combination with the cover	Segment	Power distribution
Suitable for	Count-in installation (leakage current free)	UL 94 flammability rating	V-0
Version	Leakage-current-free		

Rated data IEC / EN

Discharge current I_{\max} (8/20μs) N-PE	100 kA	Discharge current I_{\max} (8/20μs) wire-PE	50 kA
Discharge current I_n (8/20μs) N-PE	80 kA	Discharge current I_n (8/20μs) wire-PE	20 kA
Energy coordination (≤ 10 m)	Type I, Type II, Type III	Follow-on current extinguishing capability I_{fi}	Follow current need not be taken into account
Fuse	No Fuse necessary ≤ 315 A gG	Leakage current at U_n	5 μA
Lightning test current I_{imp} (10/350 μs) (L-PE)	12.5 kA	Lightning test current, I_{imp} (10/350 μs) (N-PE)	50 kA
Low voltage network	TN-C-S, TN-S, TT	Mains voltage	230 V / 400 V
Max. continuous voltage, U_c (AC)	300 V	Max. continuous voltage, U_c (N-PE)	305 V
Number of poles	4	Protection level U_p at I_N (L/N-PE)	≤ 1.5 kV
Protection level U_p at I_N (N-PE)	≤ 1.5 kV	Rated voltage (AC)	240 V
Requirements category acc. to IEC 61643-11	Type I, Type II	Requirements class, acc. to EN 61643-11	T1, T2
Response time	≤ 100 ns	SPD type	T1, T2
Short-circuit current rating I_{SCCR}	25 kA	Signalling contact	No
Standards	IEC61643-11, EN61643-11	Suitable for	Count-in installation (leakage current free)
Temporary surge voltage (over-voltage) - TOV	442 V	Voltage type	AC

Connection data

Wire connection method	Screw connection	Type of connection	Clamped
Tightening torque, max.	4.5 Nm	Clamping range, min.	16 mm ²
Clamping range, max.	35 mm ²	Conductor cross-section, flexible, AEH (DIN 46228-1), min.	16 mm ²
Conductor cross-section, flexible, AEH (DIN 46228-1), max.	25 mm ²	Connection cross-section, stranded, min.	16 mm ²
Connection cross-section, stranded, max.	35 mm ²		

VPU ZPA I 3+1 300/12,5

Weidmüller Interface GmbH & Co. KG

Klingenbergstraße 26

D-32758 Detmold

Germany

www.weidmueller.com

Technical data

Guarantee

Time interval	5 years
---------------	---------

Classifications

ETIM 6.0	EC000941	ETIM 7.0	EC000941
ETIM 8.0	EC000941	ETIM 9.0	EC000941
ECLASS 9.0	27-13-08-05	ECLASS 9.1	27-13-08-05
ECLASS 10.0	27-13-08-05	ECLASS 11.0	27-13-08-05
ECLASS 12.0	27-17-90-90	ECLASS 13.0	27-17-90-90

Environmental Product Compliance

REACH SVHC	/
RoHS Compliance Status	Compliant without exemption

Important note

Product information	Only applicable to IT power systems where the earth on the distribution transformer is interconnected with the earth on the consumer side (RE=RA in Figure 44.A1 of IEC 60634-4-44:2018).
---------------------	-------------------------------------------------------------------------------------------------------------------------------------------------------------------------------------------

Approvals

Approvals



ROHS	Conform
------	---------

Downloads

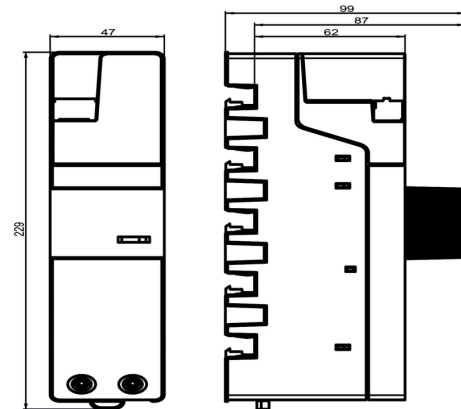
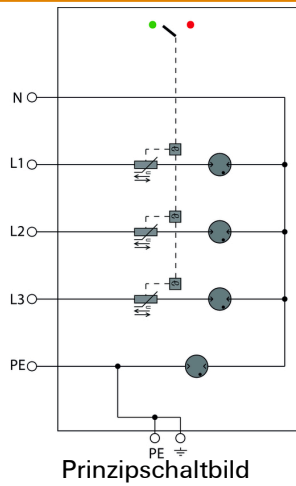
Approval/Certificate/Document of Conformity	EU Konformitätserklärung / EU Declaration of Conformity
Engineering Data	CAD data – STEP
Tender specification	Ausschreibungstext DE Tenderspecification EN
User Documentation	Manual
Catalogues	Catalogues in PDF-format

VPU ZPA I 3+1 300/12,5

Weidmüller Interface GmbH & Co. KG
Klingenbergstraße 26
D-32758 Detmold
Germany

www.weidmueller.com

Drawings



VPU ZPA I 3+1 300/12,5

Weidmüller Interface GmbH & Co. KG

Klingenbergstraße 26


D-32758 Detmold

Germany

www.weidmueller.com

Accessories

Slotted screwdriver



VDE insulated slot-head screwdriver, SDI DIN 7437, ISO 2380/2, drive output acc. to DIN 5264, ISO 2380/1. SoftFinish grip

General ordering data

Type	SDIS 1.0X5.5X125	Version
Order No.	2749850000	Screwdriver, Blade width (B): 5.5 mm, Blade length: 125 mm, Blade
GTIN (EAN)	4050118897050	thickness (A): 1 mm
Qty.	1 pc(s).	

Crosshead screwdriver Phillips



VDE insulated crosshead screwdriver, for Phillips screws, SDIK PH DIN 7438, ISO 8764/2-PH, output to ISO 8764-PH, SoftFinish grip

General ordering data

Type	SDIK PH1 X 80	Version
Order No.	2749890000	Screwdriver, Blade width (B): 1 mm, 80 mm, Blade thickness (A): 1
GTIN (EAN)	4050118897098	
Qty.	1 pc(s).	