


**A2C 50/70 3FT-FE****Weidmüller Interface GmbH & Co. KG**

Klingenbergstraße 26

D-32758 Detmold

Germany

[www.weidmueller.com](http://www.weidmueller.com)

To feed through power, signal, and data is the classical requirement in electrical engineering and panel building. The insulating material, the connection system and the design of the terminal blocks are the differentiating features. A feed-through terminal block is suitable for joining and/or connecting one or more conductors. They could have one or more connection levels that are on the same potential or insulated against one another.

**General ordering data**

Version	Feed-through terminal, PUSH IN, 50 mm <sup>2</sup> , 1000 V, 150 A, dark beige
Order No.	<a href="#">2663310000</a>
Type	A2C 50/70 3FT-FE
GTIN (EAN)	4050118896022
Qty.	1 pc(s).

**A2C 50/70 3FT-FE****Weidmüller Interface GmbH & Co. KG**

Klingenbergstraße 26

D-32758 Detmold

Germany

[www.weidmueller.com](http://www.weidmueller.com)**Technical data****Dimensions and weights**

Depth	80.5 mm	Depth (inches)	3.169 inch
Height	101.5 mm	Height (inches)	3.996 inch
Width	80 mm	Width (inches)	3.15 inch
Net weight	466 g		

**Temperatures**

Storage temperature	-25 °C...55 °C	Continuous operating temp., min.	-60 °C
Continuous operating temp., max.	130 °C		

**Material data**

Material	Wemid	Colour	dark beige
Colour of operational elements	orange	UL 94 flammability rating	V-0

**System specifications**

End cover plate required	No	Number of potentials	4
Number of levels	1	Number of clamping points per level	8
Number of potentials per tier	4	Levels cross-connected internally	No
Rail	TS 35	N-function	No
PE function	No	PEN function	No

**Additional technical data**

Explosion-tested version	Yes	Open sides	closed
Snap-on	Yes	Type of fixing	TS 35
Type of mounting	TS 35		

**CSA rating data**

Certificate No. (CSA)	200039-80069332	Current size B (CSA)	175 A
Current size C (CSA)	175 A	Current size D (CSA)	5 A
Voltage size B (CSA)	1000 V	Voltage size C (CSA)	1000 V
Voltage size D (CSA)	600 V	Wire cross section min. (CSA)	8 AWG

**Conductors for clamping (additional connection)**

Connection type, additional connection PUSH IN

**A2C 50/70 3FT-FE****Weidmüller Interface GmbH & Co. KG**

Klingenbergstraße 26

D-32758 Detmold

Germany

www.weidmueller.com

**Technical data****Conductors for clamping (rated connection)**

Blade size	1.0 x 5.5 mm	Clamping range, max.	70 mm <sup>2</sup>
Clamping range, min.	10 mm <sup>2</sup>	Connection cross-section, stranded, max.	70 mm <sup>2</sup>
Connection cross-section, stranded, min.	10 mm <sup>2</sup>	Connection direction	on side
Number of connections	8	Stripping length	30 mm
Twin wire-end ferrules, max.	10 mm <sup>2</sup>	Twin wire-end ferrules, min.	4 mm <sup>2</sup>
Type of connection	PUSH IN	Wire connection cross section AWG, max.	AWG 2/0
Wire connection cross section AWG, min.	AWG 8	Wire connection cross section, finely stranded, max.	70 mm <sup>2</sup>
Wire connection cross section, finely stranded, min.	10 mm <sup>2</sup>	Wire connection cross-section, finely stranded with wire-end ferrules DIN 46228/1, max.	50 mm <sup>2</sup>
Wire connection cross-section, finely stranded with wire-end ferrules DIN 46228/1, min.	10 mm <sup>2</sup>	Wire connection cross-section, finely stranded with wire-end ferrules DIN 46228/4, max.	50 mm <sup>2</sup>
Wire connection cross-section, finely stranded with wire-end ferrules DIN 46228/4, min.	10 mm <sup>2</sup>	Wire connection cross-section, solid core, max.	16 mm <sup>2</sup>
Wire connection cross-section, solid core, min.	10 mm <sup>2</sup>		

**General**

Rail	TS 35	Standards	IEC 60947-7-1
Wire connection cross section AWG, max.	AWG 2/0	Wire connection cross section AWG, min.	AWG 8

**Rating data**

Rated cross-section	50 mm <sup>2</sup>	Rated voltage	1,000 V
Rated DC voltage	1,500 V	Rated current	150 A
Current at maximum wires	150 A	Standards	IEC 60947-7-1
Volume resistance according to IEC 60947-7-x	0.21 mΩ	Rated impulse withstand voltage	8 kV
Power loss in accordance with IEC 60947-7-x	4.8 W	Pollution severity	3
Surge voltage category	III		

**UL rating data**

Certificate No. (cURus)	E60693	Conductor size Factory wiring max. (cURus)	00 AWG
Conductor size Factory wiring min. (cURus)	8 AWG	Conductor size Field wiring max. (cURus)	00 AWG
Conductor size Field wiring min. (cURus)	8 AWG	Current size B (cURus)	175 A
Current size C (cURus)	175 A	Current size D (cURus)	5 A
Voltage size B (cURus)	1000 V	Voltage size C (cURus)	1000 V
Voltage size D (cURus)	600 V		

**Classifications**

ETIM 6.0	EC000897	ETIM 7.0	EC000897
ETIM 8.0	EC000897	ETIM 9.0	EC000897
ECLASS 9.0	27-14-11-20	ECLASS 9.1	27-14-11-20
ECLASS 10.0	27-14-11-20	ECLASS 11.0	27-14-11-20
ECLASS 12.0	27-14-11-20	ECLASS 13.0	27-25-01-01

Creation date June 4, 2024 1:52:01 AM CEST

**A2C 50/70 3FT-FE****Weidmüller Interface GmbH & Co. KG**

Klingenbergstraße 26

D-32758 Detmold

Germany

[www.weidmueller.com](http://www.weidmueller.com)**Technical data****Important note**

## Product information

The max. connectable wire reduces by one wire size if a cross connector is used that has to be mounted in the wire entry.

**Approvals**

## Approvals



## UL File Number Search

UL Website

## Certificate No. (cURus)

E60693

**Downloads**

## Approval/Certificate/Document of Conformity

[Attestation of Conformity](#)  
[UKCA Ex Attestation of Conformity](#)  
[IECEX Certificate](#)  
[ATEX Certificate](#)  
[DNVGL certificate](#)  
[CB Testreport](#)  
[CB Certificate](#)  
[UKCA Ex Certificate](#)  
[CE Declaration of Conformity](#)  
[UKCA declaration of conformity](#)  
[Confirmation of Standards EN 45545-2\\_2020-10](#)

## Engineering Data

[CAD data – STEP](#)

## User Documentation

[Instruction sheet](#)  
[User Manual A2C 50-185](#)  
[NTI A2C 50/70](#)

## Catalogues

[Catalogues in PDF-format](#)

### A2C 50/70 3FT-FE

**Weidmüller Interface GmbH & Co. KG**

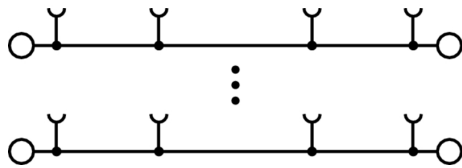
Klingenbergstraße 26

D-32758 Detmold

Germany

[www.weidmueller.com](http://www.weidmueller.com)

## Drawings



## A2C 50/70 3FT-FE

Weidmüller Interface GmbH &amp; Co. KG

Klingenbergstraße 26

D-32758 Detmold

Germany

www.weidmueller.com

## Accessories

## A-Series



## Power feed-in

Our wide range of W-Series terminal blocks with our WPD main line branch terminals, which are optimised to guarantee both convenience and space gains, ensures a secure and convenient connection at the power feed-in.

## General ordering data

Type	AAM 35-185 YE FLASH	Version
Order No.	<a href="#">2635600000</a>	Terminal marker, 23.5 x 12 mm, Pitch in mm (P): 12.00 yellow
GTIN (EAN)	4050118674545	
Qty.	40 pc(s).	

## A-Series



Weidmüller's range of products includes end brackets that guarantee a permanent, reliable mounting on the terminal rail and prevent sliding. Versions with and without screws are available. The end brackets include marking options, also for group markers, and also a test plug holder.

## General ordering data

Type	AEB 35 SCL/1 V0 GY	Version
Order No.	<a href="#">2661290000</a>	A-series, End bracket
GTIN (EAN)	4050118702170	
Qty.	20 pc(s).	
Type	AEB 35 SC/1 BK	Version
Order No.	<a href="#">2475310000</a>	A-series, End bracket
GTIN (EAN)	4050118487114	
Qty.	50 pc(s).	
Type	AEB 35 SCL/1 V0 BK	Version
Order No.	<a href="#">2661300000</a>	A-series, End bracket
GTIN (EAN)	4050118702187	
Qty.	20 pc(s).	
Type	AEB 35 SC/1	Version
Order No.	<a href="#">1991920000</a>	A-series, End bracket
GTIN (EAN)	4050118376722	
Qty.	50 pc(s).	
Type	AEB 35 SCL/1 V0	Version
Order No.	<a href="#">2661280000</a>	A-series, End bracket
GTIN (EAN)	4050118702163	
Qty.	20 pc(s).	

## A2C 50/70 3FT-FE

Weidmüller Interface GmbH &amp; Co. KG

Klingenbergstraße 26

D-32758 Detmold

Germany

www.weidmueller.com

## Accessories

## Additional accessories

**No task is too small when creating the perfect solution.**

Connections form just one part of the overall process. Small details are often the key to the perfect solution in applications where potentials are tested, grouped or even isolated.

A system is not a system without small but essential details:

- Test plugs ensure reliable pick-up from diagnostic sockets

In tandem with the manufacturing process and application.

## General ordering data

Type	PS 2.0 MC	Version	Product data	Packaging
Order No.	<a href="#">0310000000</a>	PCB plug-in connector, Accessories, Test plug, red, Number of poles: 1		Box
GTIN (EAN)	4008190000059			
Qty.	20 pc(s).			

## WS 8/16

**WS/ DEK**

MultiMark terminal markers use an innovative composite material made from two components. The hard base contour of the marker snaps securely into the connector. The elastic surface finish makes the marker easy to mount. This specially punched material enables the strips to be stretched to accommodate the slight variations in spacing that tend to add up, especially with long terminal blocks. Another advantage: the excellent printability of the surface material guarantees durable and wear-resistant labelling. A print resolution of 300 dpi also produces a very legible script.

**Your benefits with MultiMark**

- Firm hold and durable printing
- Continuous strips save installation time
- Easy mounting thanks to an innovative composite material
- Large label field for optimal legibility
- High flexibility thanks to manufacturer independence

## General ordering data

Type	WS-A 8/16 MM WS	Version
Order No.	<a href="#">2619910000</a>	WS, Terminal marker, 8 x 16 mm, Weidmueller, white
GTIN (EAN)	4050118626179	
Qty.	200 pc(s).	

## A2C 50/70 3FT-FE

Weidmüller Interface GmbH &amp; Co. KG

Klingenbergstraße 26

D-32758 Detmold

Germany

www.weidmueller.com

## Accessories

50/70 mm<sup>2</sup>


## Power feed-in

Our wide range of W-Series terminal blocks with our WPD main line branch terminals, which are optimised to guarantee both convenience and space gains, ensures a secure and convenient connection at the power feed-in.

## General ordering data

Type	ZQV 50/70N/2	Version
Order No.	<a href="#">2663400000</a>	Cross-connector (terminal), Plugged, Number of poles: 2, Pitch in mm
GTIN (EAN)	4064675266198	(P): 20.00, Insulated: Yes, 150 A, orange
Qty.	10 pc(s).	

## Slotted screwdriver



Slotted screwdriver with rounded blade SD DIN 5265, ISO 2380/2, output to DIN 5264, ISO 2380/1. ChromTop tip, SoftFinish grip

## General ordering data

Type	SDS 1.0X5.5X150	Version
Order No.	<a href="#">2749380000</a>	Screwdriver, Blade width (B): 5.5 mm, Blade length: 150 mm, Blade
GTIN (EAN)	4050118895605	thickness (A): 1 mm
Qty.	1 pc(s).	



## A2C 50/70 3FT-FE

Weidmüller Interface GmbH &amp; Co. KG

Klingenbergstraße 26

D-32758 Detmold

Germany

www.weidmueller.com

## Accessories

## A-Series



## Power feed-in

Our wide range of W-Series terminal blocks with our WPD main line branch terminals, which are optimised to guarantee both convenience and space gains, ensures a secure and convenient connection at the power feed-in.

## General ordering data

Type	AAC 50-185 2X10 BL	Version
Order No.	<a href="#">2663430000</a>	Auxiliary connection (terminal), 10 mm², Number of connections: 2
GTIN (EAN)	4064675027973	
Qty.	5 pc(s).	
Type	AAC 50-185 2X10 BK-YL	Version
Order No.	<a href="#">2663450000</a>	Auxiliary connection (terminal), 10 mm², Number of connections: 2
GTIN (EAN)	4064675027997	
Qty.	5 pc(s).	
Type	AAC 50-185 2X10 GN-YL	Version
Order No.	<a href="#">2663440000</a>	Auxiliary connection (terminal), 10 mm², Number of connections: 2
GTIN (EAN)	4064675027980	
Qty.	5 pc(s).	
Type	AAC 50-185 2X10	Version
Order No.	<a href="#">2663420000</a>	Auxiliary connection (terminal), 10 mm², Number of connections: 2
GTIN (EAN)	4064675027966	
Qty.	5 pc(s).	

## A-Series



Test adapters and test plugs are used for the electrical connection between terminal blocks and the test equipment. In this way, an electrical contact can be established in the wired state and measurements can be done easily.

## General ordering data

Type	ATPG 1.5-10 L	Version
Order No.	<a href="#">1991890000</a>	Test adapter (terminal), 1.5 mm², 250 V, 0.2 A
GTIN (EAN)	4050118376647	
Qty.	50 pc(s).	