

**UR20-FBC-EC-ECO****Weidmüller Interface GmbH & Co. KG**

Klingenbergstraße 26

D-32758 Detmold

Germany

[www.weidmueller.com](http://www.weidmueller.com)**Product image**

Similar to illustration

**More performance. Simplified.  
u-remote.**

Weidmüller u-remote – our innovative remote I/O concept with IP 20 which focuses purely on user benefits: tailored planning, faster installation, safer start-up, no more down-time. For considerably improved performance and greater productivity.

Reduce the size of your cabinets with u-remote, thanks to the narrowest modular design on the market and the need for fewer power-feed modules. Our u-remote technology also offers tool-free assembly, while the modular "sandwich" design and integrated web server speed up installation, both in the cabinet and machine. Status LEDs on the channel and each u-remote module enable reliable diagnosis and rapid service.

This and many other amazing ideas boost the availability of your machines and systems. And ensure smooth processes too. From planning to operation.

u-remote stands for "More Performance". Simplified

**General ordering data**

|                   |   |
|-------------------|---|
| Version           | Remote I/O fieldbus coupler, IP20, Ethernet, EtherCAT |
| Order No.         | <a href="#">2659690000</a>                            |
| Type              | UR20-FBC-EC-ECO                                       |
| GTIN (EAN)        | 4050118674064   |
| Qty.              | 1 pc(s).  |
| Replacement parts | <a href="#">2702600000</a>                            |

## UR20-FBC-EC-ECO

Weidmüller Interface GmbH &amp; Co. KG

Klingenbergstraße 26

D-32758 Detmold

Germany

www.weidmueller.com

## Technical data

## Dimensions and weights

|            |        |                 |            |
|------------|--------|-----------------|------------|
| Depth      | 76 mm  | Depth (inches)  | 2.992 inch |
| Height     | 120 mm | Height (inches) | 4.724 inch |
| Width      | 52 mm  | Width (inches)  | 2.047 inch |
| Net weight | 247 g  |                 |            |

## Temperatures

|                     |                   |                       |                 |
|---------------------|-------------------|-----------------------|-----------------|
| Storage temperature | -40 °C ... +85 °C | Operating temperature | 0 °C ... +50 °C |
|---------------------|-------------------|-----------------------|-----------------|

## Connection data

|  |                      |  |                      |
|--|----------------------|--|----------------------|
| Type of connection                                   | PUSH IN              | Wire connection cross section, finely stranded, max. | 1.5 mm <sup>2</sup>  |
| Wire connection cross section, finely stranded, min. | 0.14 mm <sup>2</sup> | Wire cross-section, finely stranded, max. (AWG)      | AWG 16               |
| Wire cross-section, finely stranded, min. (AWG)      | AWG 26               | Wire cross-section, solid, max.                      | 1.5 mm <sup>2</sup>  |
| Wire cross-section, solid, max. (AWG)                | AWG 16               | Wire cross-section, solid, min.                      | 0.14 mm <sup>2</sup> |
| Wire cross-section, solid, min. (AWG)                | AWG 26               |  |                      |

## General data

|                           |  |                          |  |
|---------------------------|--|--------------------------|--|
| Air humidity (operation)  | 10% to 95%, non-condensing as per DIN EN 61131-2                       | Air humidity (storage)   | 10% to 95%, non-condensing as per DIN EN 61131-2   |
| Air humidity (transport)  | 10% to 95%, non-condensing as per DIN EN 61131-2                       | Air pressure (operation) | ≥ 795 hPa (height ≤ 2000 m) as per DIN EN 61131-2  |
| Air pressure (storage)    | 1013 hPa (height 0 m) to 700 hPa (height 3000 m) as per DIN EN 61131-2 | Air pressure (transport) | 1013 hPa (height 0 m) to 700 hPa (height 3000 m) as per DIN EN 61131-2   |
| Rail                      | TS 35  | Shock                    | 15 g over 11 ms, half sinus wave, acc. to IEC 60068-2-27   |
| Surge voltage category    | II   | Test voltage             | 500 V  |
| UL 94 flammability rating | V-0  | Vibration resistance     | 5 Hz ≤ f ≤ 8.4 Hz: 3.5-mm amplitude as per IEC 60068-2-6, 8.4 Hz ≤ f ≤ 150 Hz: 1 g acceleration as per IEC 60068-2-6 |

## Power supply

|   |  |           |  |
|---|--|-----------|--|
| Current consumption from I <sub>sys</sub> , typ.            | 80 mA                                    |           |  |
| Feed current for I <sub>IN</sub> (input current path)       | nominal                                  | 10,000    |  |
|   | max.                                     | 10,000 mA |  |
|   | min.                                     | 10,000    |  |
| Feed current for I <sub>IN</sub> (input current path), max. | 10 A                                     |           |  |
| Feed current for the system, max.                           | 4 A                                      |           |  |
| Supply voltage system and inputs                            | 24 V DC +20 %/ -15 %                     |           |  |
| Voltage supply  | 24 V DC +20 %/ -15 %, via the system bus |           |  |

## UR20-FBC-EC-ECO

Weidmüller Interface GmbH &amp; Co. KG

Klingenbergstraße 26

D-32758 Detmold

Germany

www.weidmueller.com

## Technical data

## System data

|  |                            |                                      |                     |
|--|----------------------------|--------------------------------------|---------------------|
| Connection type                        | 2x RJ45 plug-in connectors | Diagnostic data                      | 800 Byte            |
| Field bus protocol                     | EtherCAT                   | Interface                            | u-remote system bus |
| Module type                            | Bus coupler                | Parameter data                       | 1,024 Byte          |
| Process data                           | 1,024 Byte                 | Transmission rate of field bus, max. | 100 Mbit/s          |
| Transmission speed of system bus, max. | 48 Mbit/s                  | max. number of modules               | 16                  |

## Classifications

|             |             |             |             |
|-------------|-------------|-------------|-------------|
| ETIM 6.0    | EC001603    | ETIM 7.0    | EC001603    |
| ETIM 8.0    | EC001603    | ETIM 9.0    | EC001603    |
| ECLASS 9.0  | 27-24-26-07 | ECLASS 9.1  | 27-24-26-07 |
| ECLASS 10.0 | 27-24-26-07 | ECLASS 11.0 | 27-24-26-07 |
| ECLASS 12.0 | 27-24-26-07 | ECLASS 13.0 | 27-24-26-07 |

## Environmental Product Compliance

|            |                                      |
|------------|--------------------------------------|
| REACH SVHC | Lead 7439-92-1                       |
| SCIP       | 98e19a7e-033b-4e68-93e3-c47b30de875e |

## Approvals

Approvals



|                         |            |
|-------------------------|------------|
| ROHS                    | Conform    |
| UL File Number Search   | UL Website |
| Certificate no. (cULus) | E141197    |

## Downloads

|   |  |
|---|--|
| Approval/Certificate/Document of Conformity | <a href="#">KC certificate</a><br><a href="#">CCC certificate</a><br><a href="#">UKCA Declaration of Conformity - EN</a><br><a href="#">CE Declaration of Conformity - DE</a>  |
| Engineering Data                            | <a href="#">Compatibility information – Combinability of UR20</a><br><a href="#">CAD data – STEP</a><br><a href="#">Quick start guide – Connecting u-remote UR20 via EtherCAT</a><br><a href="#">Release-Notes - Firmware and Supported modules list</a>   |
| Software                                    | <a href="#">Library and function block – Language Pack UR20_FBC</a><br><a href="#">Firmware – Current Firmware file EtherCAT ECO coupler</a><br><a href="#">Firmware – Archive Firmware file EtherCAT ECO coupler</a><br><a href="#">Current ESI file EtherCAT ECO coupler</a><br><a href="#">Archive-ESI ETHERCAT-ECO coupler</a> |
| User Documentation                          | <a href="#">MAN_U-REMOTE_DE</a><br><a href="#">MAN_U-REMOTE_EN</a><br><a href="#">20211018 Security Advisory – Remote I/O fieldbus couplers (IP20) affected by INFRA:HALT vulnerabilities</a>  |
| Catalogues                                  | <a href="#">Catalogues in PDF-format</a>   |

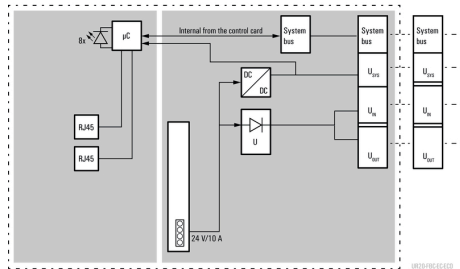
## UR20-FBC-EC-ECO

**Weidmüller Interface GmbH & Co. KG**  
Klingenbergstraße 26  
D-32758 Detmold  
Germany

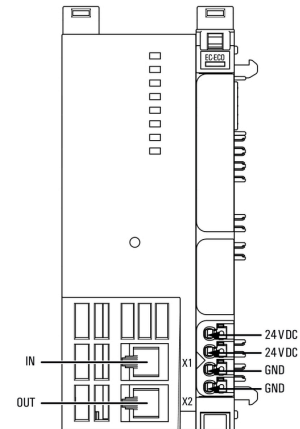
[www.weidmueller.com](http://www.weidmueller.com)

## Drawings

### Block diagram

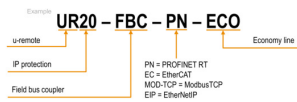


### Connection diagram



### Explanation of abbreviations

#### Field bus coupler ECO



## UR20-FBC-EC-ECO

Weidmüller Interface GmbH &amp; Co. KG

Klingenbergstraße 26


D-32758 Detmold

Germany

www.weidmueller.com

## Accessories

## Custom printing



## General ordering data

|            |                            |   |
|------------|----------------------------|---|
| Type       | PM 2.7/2.6 MC SDR          | Version   |
| Order No.  | <a href="#">1323700000</a> | OMNIMATE Signal - series PM, Pusher markers, 2.7 x 2.6 mm, Pitch in |
| GTIN (EAN) | 4050118126761              | mm (P): 3.50 Weidmueller, To customer specification                 |
| Qty.       | 192 pc(s).                 |   |

## Custom printing



The Dekafix (DEK) marker is the universal marker for all conductor and plug-in connectors as well as for electronic sub-assemblies. The system is ideal for short number sequences and covers a wide range of ready-printed markers.

Strips for fast installation in only one work step. The printing is easy to read, rich in contrast and available in various widths.

- Large range of ready-to-use markers
- Strips for fast installation
- Terminal markers, suitable for all Weidmüller cable connectors
- Available as blank MultiCard or with standard printing

**For custom printing:** Please send us a file of our labeling software M-Print PRO or M-Print PRO Online (without installation) for your labeling specifications.

## General ordering data

|            |                            |   |
|------------|----------------------------|---|
| Type       | DEK 5/8-11.5 MC SDR        | Version   |
| Order No.  | <a href="#">1341610000</a> | Dekafix, Terminal marker, 5 x 8 mm, Pitch in mm (P): 8.00 |
| GTIN (EAN) | 4050118146059              | Weidmueller, To customer specification                    |
| Qty.       | 100 pc(s).                 |   |

## UR20-FBC-EC-ECO

Weidmüller Interface GmbH &amp; Co. KG

Klingenbergstraße 26

D-32758 Detmold

Germany

www.weidmueller.com

## Accessories

## Blank



The Dekafix (DEK) marker is the universal marker for all conductor and plug-in connectors as well as for electronic sub-assemblies. The system is ideal for short number sequences and covers a wide range of ready-printed markers.

Strips for fast installation in only one work step. The printing is easy to read, rich in contrast and available in various widths.

- Large range of ready-to-use markers
- Strips for fast installation
- Terminal markers, suitable for all Weidmüller cable connectors
- Available as blank MultiCard or with standard printing

**For custom printing:** Please send us a file of our labeling software M-Print PRO or M-Print PRO Online (without installation) for your labeling specifications.

## General ordering data

| Type       | DEK 5/8-11.5 MC NE WS      | Version   |
|------------|----------------------------|---|
| Order No.  | <a href="#">1341630000</a> | Dekafix, Terminal marker, 5 x 8 mm, Pitch in mm (P): 8.00 |
| GTIN (EAN) | 4050118145946              | Weidmueller, white  |
| Qty.       | 500 pc(s).                 |   |

## Accessories



## System accessory

Discover a wide range of accessories for your u-remote system - the ideal addition to make your applications even more efficient and flexible.

## General ordering data

| Type       | UR20-EBK-ACC               | Version        |
|------------|----------------------------|----------------|
| Order No.  | <a href="#">1346610000</a> | End bracket, , |
| GTIN (EAN) | 4050118151596              |                |
| Qty.       | 5 pc(s).                   |                |

| Type       | UR20-SM-ACC                | Version  |
|------------|----------------------------|----------|
| Order No.  | <a href="#">1339920000</a> | Cover, , |
| GTIN (EAN) | 4050118144727              |          |
| Qty.       | 20 pc(s).                  |          |

## UR20-FBC-EC-ECO

Weidmüller Interface GmbH &amp; Co. KG

Klingenbergstraße 26

D-32758 Detmold

Germany

[www.weidmueller.com](http://www.weidmueller.com)

## Accessories

## Blank



## General ordering data

|            |                            |   |
|------------|----------------------------|---|
| Type       | PM 2.7/2.6 MC NE WS        | Version   |
| Order No.  | <a href="#">1323710000</a> | OMNIMATE Signal - series PM, Pusher markers, 2.7 x 2.6 mm, Pitch in |
| GTIN (EAN) | 4050118126778              | mm (P): 3.50 Weidmueller, white                                     |
| Qty.       | 960 pc(s).                 |   |

**UR20-FBC-EC-ECO****Weidmüller Interface GmbH & Co. KG**

Klingenbergstraße 26

D-32758 Detmold

Germany

[www.weidmueller.com](http://www.weidmueller.com)**Replacement parts****Plugkit****General ordering data**

|            |                            |                  |
|------------|----------------------------|------------------|
| Type       | UR20-PK-2659690000-SP      | Version          |
| Order No.  | <a href="#">2702600000</a> | Replacement part |
| GTIN (EAN) | 4050118891652              |                  |
| Qty.       | 5 pc(s).                   |                  |