


G-1L+N-2L+N-3L+N-1000/10 C**Weidmüller Interface GmbH & Co. KG**

Klingenbergstraße 26

D-32758 Detmold

Germany

www.weidmueller.com

Similar to illustration

4-pole fork-type phase distribution bars are used for potential distribution to other components in the control cabinet such as circuit breakers, residual current circuit breakers and other installation devices.

General ordering data

Version	Cross-connector (terminal), Number of poles: 54, Pitch in mm (P): 17.80, 63 A, grey
Order No.	2658790000
Type	G-1L+N-2L+N-3L+N-1000/10 C
GTIN (EAN)	4050118671735
Qty.	15 pc(s).

G-1L+N-2L+N-3L+N-1000/10 C**Weidmüller Interface GmbH & Co. KG**

Klingenbergstraße 26

D-32758 Detmold

Germany

www.weidmueller.com**Technical data****Dimensions and weights**

Depth	16.8 mm	Depth (inches)	0.661 inch
Height	16.5 mm	Height (inches)	0.65 inch
Width	1,016 mm	Width (inches)	40 inch
Net weight	181.667 g		

Material data

Colour	grey
--------	------

Dimensions

Pitch in mm (P)	17.8 mm
-----------------	---------

General

Number of poles	54
-----------------	----

Rating data

Rated cross-section	10 mm ²	Rated current	63 A
---------------------	--------------------	---------------	------

Classifications

ETIM 6.0	EC000489	ETIM 7.0	EC000489
ETIM 8.0	EC000489	ETIM 9.0	EC000489
ECLASS 9.0	27-14-11-40	ECLASS 9.1	27-14-11-40
ECLASS 10.0	27-14-11-40	ECLASS 11.0	27-14-11-40
ECLASS 12.0	27-14-11-40	ECLASS 13.0	27-25-03-03

Approvals

Approvals



ROHS	Conform
------	---------

Downloads

Approval/Certificate/Document of Conformity	CE Declaration of Conformity
Catalogues	Catalogues in PDF-format


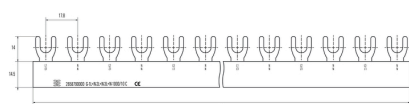
G-1L+N-2L+N-3L+N-1000/10 C

Weidmüller Interface GmbH & Co. KG
Klingenbergstraße 26
D-32758 Detmold
Germany

www.weidmueller.com

Drawings

Drawing



G-1L+N-2L+N-3L+N-1000/10 C

Weidmüller Interface GmbH & Co. KG

Klingenbergstraße 26

D-32758 Detmold

Germany

www.weidmueller.com

Accessories

End caps and covers



End caps and covers ensure the required creepage distances in the system even after the bus bars have been cut to length or in the case of free-standing contacts, and guarantee finger safety in accordance with DIN EN 50274.

General ordering data

Type	PROTECTION COVER G+S /5	Version
Order No.	2659040000	Terminal cover, yellow
GTIN (EAN)	4050118671490	
Qty.	10 pc(s).	
Type	END CAP G+S 4L/10	Version
Order No.	2659010000	Terminal cover, grey
GTIN (EAN)	4050118671513	
Qty.	10 pc(s).	

Feed in terminals



Our feed-in modules facilitate handling when feeding the system. For example, the bending radius of the cable can be reduced by using a feed-in module with side entry.

General ordering data

Type	FIT 25 GN	Version
Order No.	2659050000	Auxiliary connection (terminal), 25 mm ²
GTIN (EAN)	4050118671483	
Qty.	10 pc(s).	
Type	FIT 25 SN	Version
Order No.	2659060000	Auxiliary connection (terminal), 25 mm ²
GTIN (EAN)	4050118671476	
Qty.	10 pc(s).	
Type	FIT 50 SN	Version
Order No.	2659080000	Auxiliary connection (terminal), 50 mm ²
GTIN (EAN)	4050118671452	
Qty.	3 pc(s).	
Type	FIT 50 SN/F	Version
Order No.	2659100000	Auxiliary connection (terminal), 50 mm ²
GTIN (EAN)	4050118671438	
Qty.	3 pc(s).	

G-1L+N-2L+N-3L+N-1000/10 C**Weidmüller Interface GmbH & Co. KG**

Klingenbergstraße 26

D-32758 Detmold

Germany

www.weidmueller.com**Accessories**

Type	FIT 50 GN	Version
Order No.	2659070000	Auxiliary connection (terminal), 50 mm ²
GTIN (EAN)	4050118671469	
Qty.	3 pc(s).	
Type	FIT 50 GN/F	Version
Order No.	2659090000	Auxiliary connection (terminal), 50 mm ²
GTIN (EAN)	4050118671445	
Qty.	3 pc(s).	