

SVFL 7.62HP/03/180SFMF3 SN BK BX**Weidmüller Interface GmbH & Co. KG**

Klingenbergstraße 26

D-32758 Detmold

Germany

www.weidmueller.com**Product image**

180° inverted pin header with PUSH IN connection technology and adjustable actuator (pusher) for field wiring 6 mm² in a 7.62 pitch. Also ideal as a touch-safe solution for inverse voltages. Meets the requirements of UL1059 600 V Class C and IEC 61800-5-1. Variants: without flange, external flange, middle flange with snap-on mechanism and optional additional screw mount.

General ordering data

| | |
|--------------|---|
| Version | PCB plug-in connector, male plug, 7.62 mm, Number of poles: 3, 180°, PUSH IN with actuator, Tension-clamp connection, Box |
| Order No. | 2630540000 |
| Type | SVFL 7.62HP/03/180SFMF3 SN BK BX |
| GTIN (EAN) | 4050118634181 |
| Qty. | 48 pc(s). |
| Product data | IEC: 1000 V / 0.5 - 6 mm ² UL: 600 V / 36 A / AWG 24 - AWG 10 |
| Packaging | Box |

Creation date July 22, 2024 6:01:37 PM CEST

SVFL 7.62HP/03/180SFMF3 SN BK BX

Weidmüller Interface GmbH & Co. KG

Klingenbergstraße 26

D-32758 Detmold

Germany

www.weidmueller.com

Technical data

Dimensions and weights

| | | | |
|------------|----------|-----------------|------------|
| Depth | 47.7 mm | Depth (inches) | 1.878 inch |
| Height | 23.4 mm | Height (inches) | 0.921 inch |
| Width | 45.72 mm | Width (inches) | 1.8 inch |
| Net weight | 21.21 g | | |

System Parameters

| | | | |
|--|--|---|------------------|
| Product family | OMNIMATE Power - series BV/SV 7.62HP | Type of connection | Field connection |
| Wire connection method | PUSH IN with actuator, Tension-clamp connection | Pitch in mm (P) | 7.62 mm |
| Pitch in inches (P) | 0.3 " | Conductor outlet direction | 180° |
| Number of poles | 3 | L1 in mm | 22.86 mm |
| L1 in inches | 0.9 " | Number of rows | 1 |
| Pin series quantity | 1 | Touch-safe protection acc. to DIN VDE 0470 | IP20 plugged |
| Protection degree | IP20, IP20 in installed state | Tightening torque for screw flange, min. | 0.2 Nm |
| Tightening torque for screw flange, max. | 0.3 Nm | Screwdriver blade | 0.6 x 3.5 |
| Plugging cycles | 25 | | |

Material data

| | | | |
|---------------------------------------|----------|---------------------------------------|--------|
| Insulating material | PA GF | Colour | black |
| Colour chart (similar) | RAL 9011 | UL 94 flammability rating | V-0 |
| Contact material | Cu-alloy | Contact surface | tinned |
| Storage temperature, min. | -40 °C | Storage temperature, max. | 70 °C |
| Operating temperature, min. | -50 °C | Operating temperature, max. | 125 °C |
| Temperature range, installation, min. | -25 °C | Temperature range, installation, max. | 125 °C |

Conductors suitable for connection

| | |
|--|---------------------|
| Solid, min. H05(07) V-U | 0.5 mm ² |
| Solid, max. H05(07) V-U | 6 mm ² |
| Flexible, min. H05(07) V-K | 0.5 mm ² |
| Flexible, max. H05(07) V-K | 6 mm ² |
| w. wire end ferrule, DIN 46228 pt 1, min. | 1.5 mm ² |
| w. wire end ferrule, DIN 46228 pt 1, max. | 6 mm ² |

SVFL 7.62HP/03/180SFMF3 SN BK BX

Weidmüller Interface GmbH & Co. KG

Klingenbergstraße 26

D-32758 Detmold

Germany

www.weidmueller.com


Technical data

| | | | | | |
|---------------------|--|------------------------------|-----------------------------|-------|--|
| Clampable conductor | Cross-section for conductor connection | Type | fine-wired | | |
| | | nominal | 2.5 mm ² | | |
| | wire end ferrule | Stripping length | nominal | 12 mm | |
| | | Recommended wire-end ferrule | H2.5/12 | | |
| | | Stripping length | nominal | 14 mm | |
| | | Recommended wire-end ferrule | H2.5/19D BL | | |
| | Cross-section for conductor connection | Type | fine-wired | | |
| | | nominal | 4 mm ² | | |
| | wire end ferrule | Stripping length | nominal | 12 mm | |
| | | Recommended wire-end ferrule | H4.0/12 | | |
| | | Stripping length | nominal | 14 mm | |
| | | Recommended wire-end ferrule | H4.0/20D GR | | |
| | Cross-section for conductor connection | Type | fine-wired | | |
| | | nominal | 6 mm ² | | |
| | wire end ferrule | Stripping length | nominal | 12 mm | |
| | | Recommended wire-end ferrule | H6.0/12 | | |
| | | Stripping length | nominal | 14 mm | |
| | | Recommended wire-end ferrule | H6.0/20 SW | | |
| | Cross-section for conductor connection | Type | fine-wired | | |
| | | nominal | 1.5 mm ² | | |
| | wire end ferrule | Stripping length | nominal | 15 mm | |
| | | Recommended wire-end ferrule | H1.5/18D SW | | |
| | | Stripping length | nominal | 12 mm | |
| | | Recommended wire-end ferrule | H1.5/12 | | |
| Reference text | The outside diameter of the plastic collar should not be larger than the pitch (P), Length of ferrules is to be chosen depending on the product and the rated voltage. | | | | |

Rated data acc. to IEC

| | | | |
|--|---------|---|---------|
| Rated current, max. number of poles (Tu=20°C) | 41 A | Rated current, min. number of poles (Tu=40°C) | 41 A |
| Rated voltage for surge voltage class / pollution degree II/2 | 1,000 V | Rated voltage for surge voltage class / pollution degree III/2 | 800 V |
| Rated impulse voltage for surge voltage class/ pollution degree II/2 | 6,000 V | Rated impulse voltage for surge voltage class/ pollution degree III/2 | 8 kV |
| Clearance, min. | 12.7 mm | Creepage distance, min. | 12.7 mm |

Rated data acc. to UL 1059

| | | | |
|---------------------------------------|---|---------------------------------------|--------|
| Institute (cURus) |  | Certificate No. (cURus) | E60693 |
| Rated voltage (Use group B / UL 1059) | 600 V | Rated voltage (Use group C / UL 1059) | 600 V |
| Rated voltage (Use group D / UL 1059) | 600 V | Rated current (Use group B / UL 1059) | 36 A |
| Rated current (Use group C / UL 1059) | 36 A | Rated current (Use group D / UL 1059) | 5 A |
| Wire cross-section, AWG, min. | AWG 24 | Wire cross-section, AWG, max. | AWG 10 |
| Reference to approval values | Specifications are maximum values, details - see approval certificate. | | |

SVFL 7.62HP/03/180SFMF3 SN BK BX

Weidmüller Interface GmbH & Co. KG

Klingenbergstraße 26

D-32758 Detmold

Germany

www.weidmueller.com

Technical data

Packing

| | | | |
|-----------|--------|------------|--------|
| Packaging | Box | VPE length | 338 mm |
| VPE width | 130 mm | VPE height | 54 mm |

Classifications

| | | | |
|-------------|-------------|-------------|-------------|
| ETIM 6.0 | EC002638 | ETIM 7.0 | EC002638 |
| ETIM 8.0 | EC002638 | ETIM 9.0 | EC002638 |
| ECLASS 9.0 | 27-44-03-09 | ECLASS 9.1 | 27-44-03-09 |
| ECLASS 10.0 | 27-44-03-09 | ECLASS 11.0 | 27-46-02-02 |
| ECLASS 12.0 | 27-46-02-02 | ECLASS 13.0 | 27-46-02-02 |

Environmental Product Compliance

| | |
|------------------------|-----------------------------|
| REACH SVHC | / |
| RoHS Compliance Status | Compliant without exemption |

Important note

| | |
|----------------|---|
| IPC conformity | Conformity: The products are developed, manufactured and delivered according international recognized standards and norms and comply with the assured properties in the data sheet resp. fulfill decorative properties in accordance with IPC-A-610 "Class 2". Further claims on the products can be evaluated on request. |
| Notes | <ul style="list-style-type: none"> In accordance with IEC 61984, OMNIMATE-connectors are connectors without breaking capacity (COC). During designated use, connectors are not allowed to be engaged or disengaged when live or under load Long term storage of the product with average temperature of 50 °C and maximum humidity 70%, 36 months |

Approvals

| | |
|-------------------------|---|
| Approvals |  |
| ROHS | Conform |
| UL File Number Search | UL Website |
| Certificate No. (cURus) | E60693 |

Downloads

| | |
|-----------------------------|--|
| Engineering Data | CAD data – STEP |
| Product Change Notification | EN - Change of isolation material DE - Werkstoffänderung Pusher 20220201 Visual change OMNIMATE® Power PCB terminal blocks and connectors 20220201 Visuelle Änderung OMNIMATE® Power Leiterplattenklemmen und -steckverbinder |
| User Documentation | QR-Code product handling video |
| Catalogues | Catalogues in PDF-format |


SVFL 7.62HP/03/180SFMF3 SN BK BX

Weidmüller Interface GmbH & Co. KG
 Klingenbergstraße 26
 D-32758 Detmold
 Germany

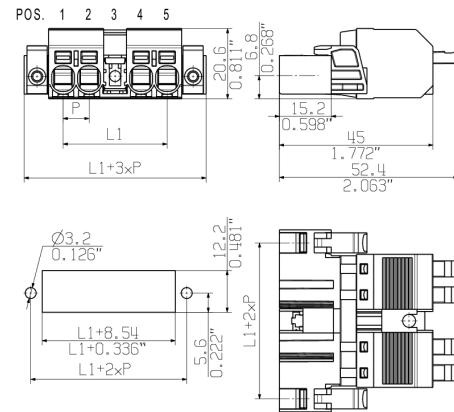
www.weidmueller.com

Drawings

Product image




Dimensional drawing



Similar to illustration

Connection diagram

| | | | | | | | | |
|----------------------------|--------|---|---|---|---|---|---|---|
| 6 | M(S)F6 | o | o | o | o | o | X | o |
| 6 | M(S)F5 | o | o | o | o | X | o | o |
| 6 | M(S)F4 | o | o | o | X | o | o | o |
| 6 | M(S)F3 | o | o | X | o | o | o | o |
| 6 | M(S)F2 | o | X | o | o | o | o | o |
| 5 | M(S)F5 | o | o | o | o | X | o | |
| 5 | M(S)F4 | o | o | o | X | o | o | |
| 5 | M(S)F3 | o | o | X | o | o | o | |
| 5 | M(S)F2 | o | X | o | o | o | o | |
| 4 | M(S)F4 | o | o | o | X | o | o | |
| 4 | M(S)F3 | o | o | X | o | o | o | |
| 4 | M(S)F2 | o | X | o | o | o | o | |
| 3 | M(S)F3 | o | o | X | o | o | o | |
| 3 | M(S)F2 | o | X | o | o | o | o | |
| 2 | M(S)F2 | o | X | o | o | o | o | |
| NO OF POLES | | 1 2 3 4 5 6 7 | | | | | | |
| X = MIDDLE FLANGE POSITION | |  | | | | | | |

Similar to illustration

Product benefits

