


D-SUB M6.1 T09VU 3.2B2 TY BK**Weidmüller Interface GmbH & Co. KG**

Klingenbergstraße 26

D-32758 Detmold

Germany

www.weidmueller.com**Product image****The product range encompasses the following designs:**

- 90°, lying (horizontal) and 180°, standing (vertical)
- Flange design as drilled hole, UNC 4-40 threaded nut and UNC 4-40 threaded bolt
- Stamped contacts (Rated current: 3 A)
- THT soldering process
- Wide range of different design types, also with snap-on clip
- Packed in tray (TY)
- Extended temperature range of -55 °C to +85 °C for maximum performance
- Design in accordance with IEC 60807-3 (IEC 807-3) and DIN 41652

General ordering data

Version	OMNIMATE Data - D-SUB connector, male header, Thread-nut UNC 4-40, Snap-on clip, THT solder connection, Pitch in mm (P): 2.77 mm, Number of poles: 9, 500, PBT glass fibre reinforced UL 94 V-0, black, Tray (manual assembly)
Order No.	2626630000
Type	D-SUB M6.1 T09VU 3.2B2 TY BK
GTIN (EAN)	4050118663280
Qty.	90 pc(s).
Packaging	Tray (manual assembly)

D-SUB M6.1 T09VU 3.2B2 TY BK**Weidmüller Interface GmbH & Co. KG**

Klingenbergstraße 26

D-32758 Detmold

Germany

www.weidmueller.com

Technical data**Dimensions and weights**

Depth	12.55 mm	Depth (inches)	0.494 inch
Width	30.81 mm	Width (inches)	1.213 inch
Net weight	6.778 g		

System specifications

Model	Plug		
Mounting onto the PCB	THT solder connection		
Number of poles	9		
Outgoing elbow	180°		
Pitch in inches (P)	0.109 "		
Pitch in mm (P)	2.77 mm		
Plugging cycles	500		
Product family	OMNIMATE Data - D-SUB connector		
Shield surface	tinned		
Shielding material	Steel		
Side termination, characteristic	Thread-nut UNC 4-40, Snap-on clip		
Solder eyelet hole diameter (D)	1.1 mm		
Solder pin dimensions	Octagonal		
Solder pin length (l)	4.6 mm		
Solder pin length tolerance	+0,25 / -0,25 mm		
Solder pin length tolerance	Lower tolerance with prefix (reveals minimum)	-0,25	
	Upper tolerance with prefix (reveals maximum)	+0,25	
	Tolerance, unit	mm	
Soldering process	Manual soldering, Wave soldering		
Tolerance of solder pin position	± 0.1 mm		
Type of connection	Solder connection		

Electrical properties

Dielectric strength, contact / contact	1000 V AC	Rated current	3 A
Rated voltage	250 V	Volume resistance	≤20 mΩ

Material data

Insulating material	PBT glass fibre reinforced UL 94 V-0	Colour	black
Colour chart (similar)	RAL 9011	UL 94 flammability rating	V-0
Contact base material	Copper alloy	Contact material	Cu-alloy
Contact surface	Gold over nickel	Layer structure of plug contact	≥ 50 μ" Ni / ≥ 1 μ" Au
Storage temperature, min.	-55 °C	Storage temperature, max.	85 °C
Operating temperature, min.	-55 °C	Operating temperature, max.	105 °C

Packing

Packaging	Tray (manual assembly)	VPE length	302 mm
VPE width	250 mm	VPE height	16 mm

D-SUB M6.1 T09VU 3.2B2 TY BK**Weidmüller Interface GmbH & Co. KG**

Klingenbergstraße 26

D-32758 Detmold

Germany

www.weidmueller.com**Technical data****Classifications**

ETIM 6.0	EC002637	ETIM 7.0	EC002637
ETIM 8.0	EC002637	ETIM 9.0	EC002637
ECLASS 9.0	27-44-04-02	ECLASS 9.1	27-44-04-02
ECLASS 10.0	27-44-04-02	ECLASS 11.0	27-46-02-01
ECLASS 12.0	27-46-02-01	ECLASS 13.0	27-46-02-01

Environmental Product Compliance

REACH SVHC

/

Approvals

Approvals



ROHS	Conform
UL File Number Search	UL Website
Certificate No. (UR)	E92202

Downloads

Engineering Data	CAD data – STEP
Catalogues	Catalogues in PDF-format


D-SUB M6.1 T09VU 3.2B2 TY BK

Weidmüller Interface GmbH & Co. KG
Klingenbergstraße 26
D-32758 Detmold
Germany

www.weidmueller.com

Drawings

Product image



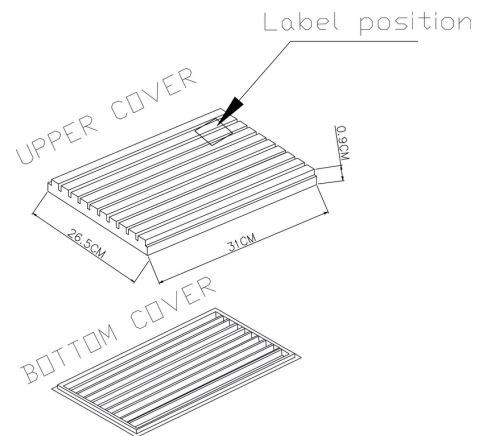
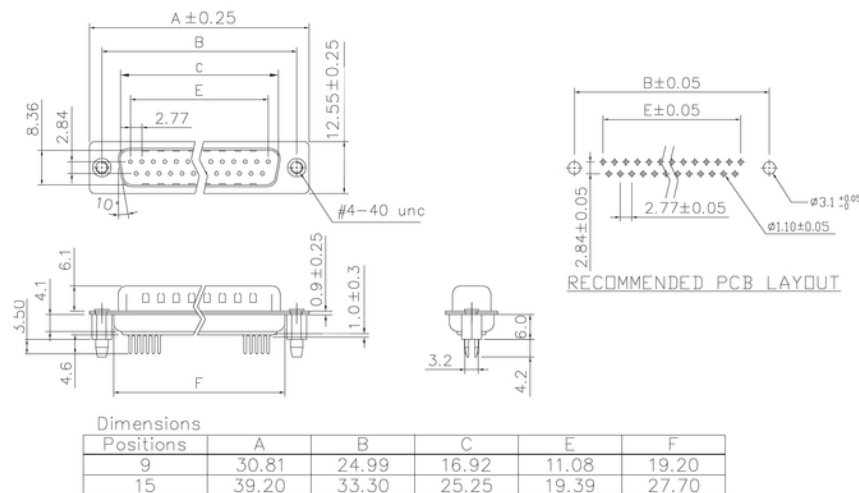
D-SUB M6.1 T09VU 3.2B2 TY BK

Weidmüller Interface GmbH & Co. KG
 Klingenbergstraße 26
 D-32758 Detmold
 Germany

www.weidmueller.com

Drawings**Packaging drawing**

Scale	Free
TOLERANCE	
X.	± 0.38
X.X	± 0.25
X.XX	± 0.13
DIM	TOL
X.°	$\pm 3^\circ$
X.X°	$\pm 1.0^\circ$
Angle	TOL

**Packaging drawing**

Recommended wave soldering profiles

Weidmüller Interface GmbH & Co. KG
Klingenbergstraße 16
D-32758 Detmold
Germany
Fon: +49 5231 14-0
Fax: +49 5231 14-292083
www.weidmueller.com

Single Wave:



Double Wave:



Wave soldering profiles

Wired connection elements should be processed in accordance with the DIN EN 61760-1 standard. We have included two recommendations for practical wave soldering profiles, with which Weidmüller PCB terminals and connectors are qualified.

When choosing a suitable profile for your application, the following factors also need to be considered:

- PCB thickness
- Proportion of Cu in the layers
- Single/double-sided assembly
- Product range
- Heating and cooling rates

The single and double wave profiles each indicate the recommended operating range, including the maximum soldering temperature of 260°C. In practice, the maximum soldering temperature is quite often well below the above maximum profile.

We reserve the right to make technical changes.