


**AAP13 6 LO-LO OR****Weidmüller Interface GmbH & Co. KG**

Klingenbergstraße 26

D-32758 Detmold

Germany

[www.weidmueller.com](http://www.weidmueller.com)**Product image**

The unique modular concept can be tailored to every type of machine. The potential distribution terminal blocks AAP are successful thanks to their uniform design with two possible constructions – alternating or grouped. With the alternating design of the control voltage distribution, both potentials are located on only one terminal block.

**General ordering data**

Version	Supply terminal, PUSH IN, 6 mm <sup>2</sup> , 250 V, 41 A, beige
Order No.	<a href="#">2623910000</a>
Type	AAP13 6 LO-LO OR
GTIN (EAN)	4050118627459
Qty.	20 pc(s).

## AAP13 6 LO-LO OR

Weidmüller Interface GmbH &amp; Co. KG

Klingenbergstraße 26

D-32758 Detmold

Germany

www.weidmueller.com

## Technical data

## Dimensions and weights

Depth	47 mm	Depth (inches)	1.85 inch
Height	96 mm	Height (inches)	3.78 inch
Width	8.1 mm	Width (inches)	0.319 inch
Net weight	22.31 g		

## Temperatures

Storage temperature	-25 °C...55 °C	Continuous operating temp., min.	-60 °C
Continuous operating temp., max.	130 °C		

## Material data

Material	Wemid	Colour	beige
Colour of operational elements	orange	UL 94 flammability rating	V-0

## Rating data IECEx/ATEX

Certificate No. (ATEX)	TUEV17ATEX8030U	Certificate No. (IECEX)	IECEXTUR17.0015U
Max. voltage (ATEX)	220 V	Current (ATEX)	33 A
Wire cross section max. (ATEX)	6 mm <sup>2</sup>	Max. voltage (IECEX)	220 V
Current (IECEX)	33 A	Wire cross section max. (IECEX)	6 mm <sup>2</sup>
Marking EN 60079-7	Ex ec II C Gc	Ex 2014/34/EU label	II 2 G D

## System specifications

End cover plate required	Yes	Number of potentials	2
Number of levels	1	Number of clamping points per level	2
Number of potentials per tier	2	Levels cross-connected internally	No
Rail	TS 35	PE function	No
PEN function	No		

## Additional technical data

Explosion-tested version	Yes	Open sides	right
Snap-on	Yes	Type of fixing	Snap-on
Type of mounting	TS 35		

## Conductors for clamping (additional connection)

Connection type, additional connection PUSH IN

## Conductors for clamping (rated connection)

Blade size	1.0 x 5.5 mm
Clamping range, max.	6 mm <sup>2</sup>
Clamping range, min.	0.34 mm <sup>2</sup>
Connection cross-section, stranded, max.	6 mm <sup>2</sup>
Connection cross-section, stranded, min.	0.5 mm <sup>2</sup>
Connection direction	top
Gauge to IEC 60947-1	A5
Number of connections	2
Stripping length	12 mm

## AAP13 6 LO-LO OR

Weidmüller Interface GmbH &amp; Co. KG

Klingenbergstraße 26

D-32758 Detmold

Germany

www.weidmueller.com

## Technical data

Tube length for twin wire-end ferrule	Cross-section for conductor connection	nominal	0.5 mm <sup>2</sup>
	Tube length	max.	12 mm
		min.	10 mm
	Cross-section for conductor connection	nominal	0.75 mm <sup>2</sup>
	Tube length	max.	18 mm
		min.	10 mm
	Cross-section for conductor connection	min.	1 mm <sup>2</sup>
	Tube length	max.	1.5 mm <sup>2</sup>
		min.	12 mm
Tube length for wire-end ferrule with plastic collar DIN 46228/4	Cross-section for conductor connection	min.	0.5 mm <sup>2</sup>
	Tube length	max.	1 mm <sup>2</sup>
		min.	12 mm
	Cross-section for conductor connection	nominal	1.5 mm <sup>2</sup>
	Tube length	max.	18 mm
		min.	10 mm
	Cross-section for conductor connection	nominal	2.5 mm <sup>2</sup>
	Tube length	max.	18 mm
		min.	12 mm
	Cross-section for conductor connection	min.	4 mm <sup>2</sup>
	Tube length	max.	6 mm <sup>2</sup>
		min.	18 mm
Tube length for wire-end ferrule without plastic collar DIN 46228/1	Tube length	nominal	10 mm
	Cross-section for conductor connection	min.	0.5 mm <sup>2</sup>
	Tube length	max.	1 mm <sup>2</sup>
		min.	10 mm
	Cross-section for conductor connection	min.	1.5 mm <sup>2</sup>
	Tube length	max.	2.5 mm <sup>2</sup>
		min.	18 mm
	Cross-section for conductor connection	min.	12 mm
	Tube length	max.	4 mm <sup>2</sup>
		min.	18 mm
	Cross-section for conductor connection	nominal	4 mm <sup>2</sup>
	Tube length	max.	10 mm
		min.	10 mm
	Cross-section for conductor connection	min.	6 mm <sup>2</sup>
	Tube length	max.	10 mm <sup>2</sup>
		min.	10 mm <sup>2</sup>
Twin wire-end ferrules, max.	1.5 mm <sup>2</sup>		
Twin wire-end ferrules, min.	0.5 mm <sup>2</sup>		
Type of connection	PUSH IN		
Wire connection cross section AWG, max.	AWG 8		
Wire connection cross section AWG, min.	AWG 22		
Wire connection cross section, finely stranded, max.	6 mm <sup>2</sup>		
Wire connection cross section, finely stranded, min.	0.5 mm <sup>2</sup>		
Wire connection cross-section, finely stranded with wire-end ferrules DIN 46228/1, max.	6 mm <sup>2</sup>		
Wire connection cross-section, finely stranded with wire-end ferrules DIN 46228/1, min.	0.5 mm <sup>2</sup>		
Wire connection cross-section, finely stranded with wire-end ferrules DIN 46228/4, max.	6 mm <sup>2</sup>		

## AAP13 6 LO-LO OR

Weidmüller Interface GmbH &amp; Co. KG

Klingenbergstraße 26

D-32758 Detmold

Germany

www.weidmueller.com

## Technical data

Wire connection cross-section, finely stranded with wire-end ferrules DIN 46228/4, min. 0.5 mm<sup>2</sup>

Wire connection cross-section, solid core, max. 6 mm<sup>2</sup>

Wire connection cross-section, solid core, min. 0.5 mm<sup>2</sup>

## General

Rail	TS 35	Standards	In accordance with IEC 60947-7-1
Wire connection cross section AWG, max.	AWG 8	Wire connection cross section AWG, min.	AWG 22

## Rating data

Rated cross-section	6 mm <sup>2</sup>	Rated voltage	250 V
Rated voltage to adjoining terminal	250 V	Rated DC voltage	250 V
Rated current	41 A	Current at maximum wires	41 A
Standards	In accordance with IEC 60947-7-1	Volume resistance according to IEC 60947-7-x	0.78 mΩ
Rated impulse withstand voltage	4 kV	Power loss in accordance with IEC 60947-7-x	1.31 W
Pollution severity	3	Surge voltage category	III

## Classifications

ETIM 6.0	EC000897	ETIM 7.0	EC000897
ETIM 8.0	EC000897	ETIM 9.0	EC000897
ECLASS 9.0	27-14-11-20	ECLASS 9.1	27-14-11-20
ECLASS 10.0	27-14-11-20	ECLASS 11.0	27-14-11-20
ECLASS 12.0	27-14-11-20	ECLASS 13.0	27-25-01-01

## Approvals

Approvals



## Downloads


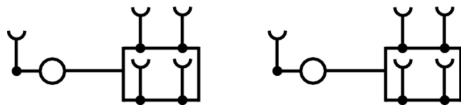
Approval/Certificate/Document of Conformity	<a href="#">Attestation of Conformity</a> <a href="#">IECEX Certificate</a> <a href="#">ATEX Certificate</a> <a href="#">DNVGL certificate</a> <a href="#">CCC Ex Certificate</a> <a href="#">UKCA declaration of conformity</a> <a href="#">Confirmation of Standards EN 45545-2_2020-10</a>
Engineering Data	<a href="#">CAD data – STEP</a>
User Documentation	<a href="#">NTI AAP13</a> <a href="#">StorageConditionsTerminalBlocks</a> <a href="#">AAP Terminal Blocks for control voltage distribution</a> <a href="#">User Manual AXC 1.5-16</a>
Catalogues	<a href="#">Catalogues in PDF-format</a>

## AAP13 6 LO-LO OR

**Weidmüller Interface GmbH & Co. KG**  
Klingenbergstraße 26  
D-32758 Detmold  
Germany

[www.weidmueller.com](http://www.weidmueller.com)

## Drawings



## AAP13 6 LO-LO OR

Weidmüller Interface GmbH &amp; Co. KG

Klingenbergstraße 26

D-32758 Detmold

Germany

www.weidmueller.com

## Accessories

1.5 mm<sup>2</sup>


1.5  
mm<sup>2</sup>

The plug-in cross-connections feature easy handling and quick installation. This saves a great deal of time during installation in comparison with screwed solutions.

## General ordering data

Type	ZQV 1.5N/20 RD	Version
Order No.	<a href="#">1985810000</a>	Cross-connector (terminal), Plugged, Number of poles: 20, Pitch in mm
GTIN (EAN)	4050118370355	(P): 3.50, Insulated: Yes, 17.5 A, red
Qty.	20 pc(s).	
Type	ZQV 1.5N/4 BL	Version
Order No.	<a href="#">1985570000</a>	Cross-connector (terminal), Plugged, Number of poles: 4, Pitch in mm
GTIN (EAN)	4050118370317	(P): 3.50, Insulated: Yes, 17.5 A, blue
Qty.	60 pc(s).	
Type	ZQV 1.5N/20 BL	Version
Order No.	<a href="#">1985700000</a>	Cross-connector (terminal), Plugged, Number of poles: 20, Pitch in mm
GTIN (EAN)	4050118370331	(P): 3.50, Insulated: Yes, 17.5 A, blue
Qty.	20 pc(s).	
Type	ZQV 1.5N/6 RD	Version
Order No.	<a href="#">1985730000</a>	Cross-connector (terminal), Plugged, Number of poles: 6, Pitch in mm
GTIN (EAN)	4050118370454	(P): 3.50, Insulated: Yes, 17.5 A, red
Qty.	20 pc(s).	
Type	ZQV 1.5N/5 RD	Version
Order No.	<a href="#">1985710000</a>	Cross-connector (terminal), Plugged, Number of poles: 5, Pitch in mm
GTIN (EAN)	4050118370256	(P): 3.50, Insulated: Yes, 17.5 A, red
Qty.	20 pc(s).	
Type	ZQV 1.5N/6 BL	Version
Order No.	<a href="#">1985610000</a>	Cross-connector (terminal), Plugged, Number of poles: 6, Pitch in mm
GTIN (EAN)	4050118370492	(P): 3.50, Insulated: Yes, 17.5 A, blue
Qty.	20 pc(s).	
Type	ZQV 1.5N/9 BL	Version
Order No.	<a href="#">1985660000</a>	Cross-connector (terminal), Plugged, Number of poles: 9, Pitch in mm
GTIN (EAN)	4050118370478	(P): 3.50, Insulated: Yes, 17.5 A, blue
Qty.	20 pc(s).	
Type	ZQV 1.5N/50 RD	Version
Order No.	<a href="#">1985820000</a>	Cross-connector (terminal), Plugged, Number of poles: 50, Pitch in mm
GTIN (EAN)	4050118370270	(P): 3.50, Insulated: Yes, 17.5 A, red
Qty.	5 pc(s).	
Type	ZQV 1.5N/10 BL	Version
Order No.	<a href="#">1985680000</a>	Cross-connector (terminal), Plugged, Number of poles: 10, Pitch in mm
GTIN (EAN)	4050118370539	(P): 3.50, Insulated: Yes, 17.5 A, blue
Qty.	20 pc(s).	
Type	ZQV 1.5N/50 BL	Version
Order No.	<a href="#">1985720000</a>	Cross-connector (terminal), Plugged, Number of poles: 50, Pitch in mm
GTIN (EAN)	4050118370546	(P): 3.50, Insulated: Yes, 17.5 A, blue
Qty.	5 pc(s).	

Creation date June 4, 2024 12:13:42 PM CEST

Catalogue status 01.06.2024 / We reserve the right to make technical changes.

## AAP13 6 LO-LO OR

Weidmüller Interface GmbH &amp; Co. KG

Klingenbergstraße 26

D-32758 Detmold

Germany

www.weidmueller.com

## Accessories

Type	ZQV 1.5N/3 BL	Version
Order No.	<a href="#">1985550000</a>	Cross-connector (terminal), Plugged, Number of poles: 3, Pitch in mm
GTIN (EAN)	4050118370485	(P): 3.50, Insulated: Yes, 17.5 A, blue
Qty.	60 pc(s).	
Type	ZQV 1.5N/5 BL	Version
Order No.	<a href="#">1985590000</a>	Cross-connector (terminal), Plugged, Number of poles: 5, Pitch in mm
GTIN (EAN)	4050118370430	(P): 3.50, Insulated: Yes, 17.5 A, blue
Qty.	20 pc(s).	
Type	ZQV 1.5N/7 BL	Version
Order No.	<a href="#">1985630000</a>	Cross-connector (terminal), Plugged, Number of poles: 7, Pitch in mm
GTIN (EAN)	4050118370522	(P): 3.50, Insulated: Yes, 17.5 A, blue
Qty.	20 pc(s).	
Type	ZQV 1.5N/9 RD	Version
Order No.	<a href="#">1985790000</a>	Cross-connector (terminal), Plugged, Number of poles: 9, Pitch in mm
GTIN (EAN)	4050118370386	(P): 3.50, Insulated: Yes, 17.5 A, red
Qty.	20 pc(s).	
Type	ZQV 1.5N/4 RD	Version
Order No.	<a href="#">1985690000</a>	Cross-connector (terminal), Plugged, Number of poles: 4, Pitch in mm
GTIN (EAN)	4050118370515	(P): 3.50, Insulated: Yes, 17.5 A, red
Qty.	60 pc(s).	
Type	ZQV 1.5N/7 RD	Version
Order No.	<a href="#">1985750000</a>	Cross-connector (terminal), Plugged, Number of poles: 7, Pitch in mm
GTIN (EAN)	4050118370249	(P): 3.50, Insulated: Yes, 17.5 A, red
Qty.	20 pc(s).	
Type	ZQV 1.5N/7	Version
Order No.	<a href="#">1985520000</a>	Cross-connector (terminal), Plugged, Number of poles: 7, Pitch in mm
GTIN (EAN)	4050118370195	(P): 3.50, Insulated: Yes, 17.5 A, orange
Qty.	20 pc(s).	
Type	ZQV 1.5N/2 BL	Version
Order No.	<a href="#">1985530000</a>	Cross-connector (terminal), Plugged, Number of poles: 2, Pitch in mm
GTIN (EAN)	4050118370423	(P): 3.50, Insulated: Yes, 17.5 A, blue
Qty.	60 pc(s).	
Type	ZQV 1.5N/2 RD	Version
Order No.	<a href="#">1985650000</a>	Cross-connector (terminal), Plugged, Number of poles: 2, Pitch in mm
GTIN (EAN)	4050118370324	(P): 3.50, Insulated: Yes, 17.5 A, red
Qty.	60 pc(s).	
Type	ZQV 1.5N/10 RD	Version
Order No.	<a href="#">1985800000</a>	Cross-connector (terminal), Plugged, Number of poles: 10, Pitch in mm
GTIN (EAN)	4050118370393	(P): 3.50, Insulated: Yes, 17.5 A, red
Qty.	20 pc(s).	
Type	ZQV 1.5N/3 RD	Version
Order No.	<a href="#">1985670000</a>	Cross-connector (terminal), Plugged, Number of poles: 3, Pitch in mm
GTIN (EAN)	4050118370348	(P): 3.50, Insulated: Yes, 17.5 A, red
Qty.	60 pc(s).	
Type	ZQV 1.5N/8 BL	Version
Order No.	<a href="#">1985640000</a>	Cross-connector (terminal), Plugged, Number of poles: 8, Pitch in mm
GTIN (EAN)	4050118370461	(P): 3.50, Insulated: Yes, 17.5 A, blue
Qty.	20 pc(s).	
Type	ZQV 1.5N/8 RD	Version
Order No.	<a href="#">1985770000</a>	Cross-connector (terminal), Plugged, Number of poles: 8, Pitch in mm
GTIN (EAN)	4050118370508	(P): 3.50, Insulated: Yes, 17.5 A, red
Qty.	20 pc(s).	

Creation date June 4, 2024 12:13:42 PM CEST

Catalogue status 01.06.2024 / We reserve the right to make technical changes.

## AAP13 6 LO-LO OR

Weidmüller Interface GmbH &amp; Co. KG

Klingenbergstraße 26

D-32758 Detmold

Germany

www.weidmueller.com

## Accessories

## A-Series



Warning covers with a flash symbol provide more safety for man and machine. They are used where external voltage must be indicated within the application.

## General ordering data

Type	AAM 6 YE FLASH	Version
Order No.	<a href="#">2635570000</a>	Terminal marker, 13 x 8.1 mm, Pitch in mm (P): 8.00 yellow
GTIN (EAN)	4050118674514	
Qty.	40 pc(s).	

## Custom printing



The Dekafix (DEK) marker is the universal marker for all conductor and plug-in connectors as well as for electronic sub-assemblies. The system is ideal for short number sequences and covers a wide range of ready-printed markers.

Strips for fast installation in only one work step. The printing is easy to read, rich in contrast and available in various widths.

- Large range of ready-to-use markers
- Strips for fast installation
- Terminal markers, suitable for all Weidmüller cable connectors
- Available as blank MultiCard or with standard printing

**For custom printing:** Please send us a file of our labeling software M-Print PRO or M-Print PRO Online (without installation) for your labeling specifications.

## General ordering data

Type	DEK 5/8 MC SDR	Version
Order No.	<a href="#">1856750000</a>	Dekafix, Terminal marker, 5 x 8 mm, Pitch in mm (P): 8.00
GTIN (EAN)	4032248400867	Weidmueller, To customer specification
Qty.	160 pc(s).	

Type	DEK 5/8 PLUS MC SDR	Version
Order No.	<a href="#">1046370000</a>	Dekafix, Terminal marker, 5 x 8 mm, Pitch in mm (P): 8.00
GTIN (EAN)	4032248782079	Weidmueller, To customer specification
Qty.	160 pc(s).	



**AAP13 6 LO-LO OR****Weidmüller Interface GmbH & Co. KG**

Klingenbergstraße 26

D-32758 Detmold

Germany

[www.weidmueller.com](http://www.weidmueller.com)**Accessories****6 mm<sup>2</sup> to 1.5 mm<sup>2</sup>**

The unique modular concept can be tailored to every type of machine. The potential distribution terminal blocks AAP are successful thanks to their uniform design with two possible constructions – alternating or grouped. With the alternating design of the control voltage distribution, both potentials are located on only one terminal block.

**General ordering data**

Type	AAP13 1.5 LI-LI	Version
Order No.	<a href="#">1988280000</a>	Modular distribution terminals, PUSH IN, 1.5 mm <sup>2</sup> , 250 V, 16 A, dark
GTIN (EAN)	4050118372878	beige
Qty.	50 pc(s).	

**Slotted screwdriver**

Slotted screwdriver with rounded blade SD DIN 5265, ISO 2380/2, output to DIN 5264, ISO 2380/1. ChromTop tip, SoftFinish grip

**General ordering data**

Type	SDS 0.4X2.0X60	Version
Order No.	<a href="#">2749260000</a>	Screwdriver, Blade width (B): 2 mm, Blade length: 60 mm, Blade
GTIN (EAN)	4050118895537	thickness (A): 0.4 mm
Qty.	1 pc(s).	

## AAP13 6 LO-LO OR

Weidmüller Interface GmbH &amp; Co. KG

Klingenbergstraße 26

D-32758 Detmold

Germany

www.weidmueller.com

## Accessories

## Blank



The Dekafix (DEK) marker is the universal marker for all conductor and plug-in connectors as well as for electronic sub-assemblies. The system is ideal for short number sequences and covers a wide range of ready-printed markers.

Strips for fast installation in only one work step. The printing is easy to read, rich in contrast and available in various widths.

- Large range of ready-to-use markers
- Strips for fast installation
- Terminal markers, suitable for all Weidmüller cable connectors
- Available as blank MultiCard or with standard printing

**For custom printing:** Please send us a file of our labeling software M-Print PRO or M-Print PRO Online (without installation) for your labeling specifications.

## General ordering data

Type	DEK 5/8 MC NE WS	Version
Order No.	<a href="#">1856740000</a>	Dekafix, Terminal marker, 5 x 8 mm, Pitch in mm (P): 8.00
GTIN (EAN)	4032248400850	Weidmueller, white
Qty.	800 pc(s).	

## A-Series



Uniform inspection and test taps, consistent cross-connections, efficient markers, and timesaving PUSH IN connection technology make the A-Series particularly future-proof. The innovative design with clearly delineated functional areas and coloured pushers ensures maximum connection and maintenance safety.

## General ordering data

Type	AEP AP13	Version
Order No.	<a href="#">1990140000</a>	A-series, End plate
GTIN (EAN)	4050118375152	
Qty.	20 pc(s).	

**AAP13 6 LO-LO OR****Weidmüller Interface GmbH & Co. KG**

Klingenbergstraße 26

D-32758 Detmold

Germany

[www.weidmueller.com](http://www.weidmueller.com)**Accessories****Custom printing**

WS markers are the perfect match for the W-series connectors. Thanks to their system compatibility, the WS tags can also be used with the I-series and the Z-series. The large marking surfaces do not only permit long character strings but also multi-line text. WS markers are ideal for labels with long, customised character strings. Thanks to the proven MultiCard format, printing with PrintJet CONNECT oder/or Plotter is possible.

- Can be fitted in strips or individually
- Markers in proven MultiCard format

**For custom printing:** Please send us a file of our labeling software M-Print PRO or M-Print PRO Online (without installation) for your labeling specifications.

**General ordering data**

Type	WS 10/8 PLUS MC SDR	Version
Order No.	<a href="#">1906030000</a>	WS, Terminal marker, 10 x 8 mm, Pitch in mm (P): 8.00 Weidmueller,
GTIN (EAN)	4032248528196	To customer specification
Qty.	84 pc(s).	

**A-Series**

A partition plate is used for the optical separation of circuits or used for electrical isolation from neighbouring cross-connectors. In contrast to the end plate, the contour can be larger than the adjacent terminal blocks. However, it should not be smaller, as otherwise the required clearance and creepage distances within the application can no longer be maintained.

**General ordering data**

Type	APP 3	Version
Order No.	<a href="#">2489100000</a>	A-series, Partition plate
GTIN (EAN)	4050118499315	
Qty.	50 pc(s).	

## AAP13 6 LO-LO OR

Weidmüller Interface GmbH &amp; Co. KG

Klingenbergstraße 26

D-32758 Detmold

Germany

www.weidmueller.com

## Accessories

## Digital current clamp devices



Digital current clamp devices and attachments and adapters are used for measuring AC and DC currents. The significant advantage of these devices is that you can make a measurement without breaking the flow of current.

## General ordering data

Type	ZUB MULTIMETER	Version
Order No.	<a href="#">9205270000</a>	Multimeter
GTIN (EAN)	4032248723522	
Qty.	1 pc(s).	

## DEK 5/8



## WS/ DEK

MultiMark terminal markers use an innovative composite material made from two components. The hard base contour of the marker snaps securely into the connector. The elastic surface finish makes the marker easy to mount. This specially punched material enables the strips to be stretched to accommodate the slight variations in spacing that tend to add up, especially with long terminal blocks. Another advantage: the excellent printability of the surface material guarantees durable and wear-resistant labelling. A print resolution of 300 dpi also produces a very legible script.

## Your benefits with MultiMark

- Firm hold and durable printing
- Continuous strips save installation time
- Easy mounting thanks to an innovative composite material
- Large label field for optimal legibility
- High flexibility thanks to manufacturer independence

## General ordering data

Type	DEK 5/8 MM WS	Version
Order No.	<a href="#">2007130000</a>	Dekafix, Terminal marker, 5 x 8 mm, Weidmueller, white
GTIN (EAN)	4050118392012	
Qty.	500 pc(s).	

**AAP13 6 LO-LO OR****Weidmüller Interface GmbH & Co. KG**

Klingenbergstraße 26

D-32758 Detmold

Germany

[www.weidmueller.com](http://www.weidmueller.com)**Accessories****A-Series**A  
Series

Weidmüller's range of products includes end brackets that guarantee a permanent, reliable mounting on the terminal rail and prevent sliding. Versions with and without screws are available. The end brackets include marking options, also for group markers, and also a test plug holder.

**General ordering data**

Type	AEB 35 SCL/1 V0 GY	Version
Order No.	<a href="#">2661290000</a>	A-series, End bracket
GTIN (EAN)	4050118702170	
Qty.	20 pc(s).	
Type	AEB 35 SC/1	Version
Order No.	<a href="#">1991920000</a>	A-series, End bracket
GTIN (EAN)	4050118376722	
Qty.	50 pc(s).	
Type	AEB 35 SC/1 BK	Version
Order No.	<a href="#">2475310000</a>	A-series, End bracket
GTIN (EAN)	4050118487114	
Qty.	50 pc(s).	
Type	AEB 35 SCL/1 V0	Version
Order No.	<a href="#">2661280000</a>	A-series, End bracket
GTIN (EAN)	4050118702163	
Qty.	20 pc(s).	
Type	AEB 35 SCL/1 V0 BK	Version
Order No.	<a href="#">2661300000</a>	A-series, End bracket
GTIN (EAN)	4050118702187	
Qty.	20 pc(s).	

## AAP13 6 LO-LO OR

Weidmüller Interface GmbH &amp; Co. KG

Klingenbergstraße 26


D-32758 Detmold

Germany

www.weidmueller.com

## Accessories

## Blank



WS markers are the perfect match for the W-series connectors. Thanks to their system compatibility, the WS tags can also be used with the I-series and the Z-series. The large marking surfaces do not only permit long character strings but also multi-line text. WS markers are ideal for labels with long, customised character strings. Thanks to the proven MultiCard format, printing with PrintJet CONNECT oder/or Plotter is possible.

- Can be fitted in strips or individually
- Markers in proven MultiCard format

**For custom printing:** Please send us a file of our labeling software M-Print PRO or M-Print PRO Online (without installation) for your labeling specifications.

## General ordering data

Type	WS 10/8 PLUS MC NE WS	Version
Order No.	<a href="#">1905950000</a>	WS, Terminal marker, 10 x 8 mm, Pitch in mm (P): 8.00 Weidmueller,
GTIN (EAN)	4032248528103	white
Qty.	420 pc(s).	

## Marker holder



The marker holder offer the possibility of additional mounting of standard markers with a pitch of 5 or 5.1 mm. The angled holders can be optionally snapped together and could be mounted in all standard marking channels of the Klippon<sup>®</sup> Connect modular terminal blocks. Fitting marker types could be found under the respective accessories of the designation marking holder.

## General ordering data

Type	BZT 1 WS 10/5	Version
Order No.	<a href="#">1805490000</a>	Accessories, Marker holder
GTIN (EAN)	4032248270231	
Qty.	100 pc(s).	

Type	BZT 1 ZA WS 10/5	Version
Order No.	<a href="#">1805520000</a>	Accessories, Marker holder
GTIN (EAN)	4032248270248	
Qty.	100 pc(s).	