

WPD 113 1X185+1X150/8X35 BL**Weidmüller Interface GmbH & Co. KG**

Klingenbergstraße 26

D-32758 Detmold

Germany

www.weidmueller.com

Our WPD 1XX distribution blocks are used in all situations where power is supplied and distributed. Their user-friendly design creates a better overview and enables rapid, efficient implementation of space-saving power distribution.

General ordering data

Version	Potential distributor terminal, Screw connection, blue, 185 mm ² , 353 A, 1000 V, Number of connections: 10, Number of levels: 1, TS 35, Mounting plate, V-O, Wemid
Order No.	2603750000
Type	WPD 113 1X185+1X150/8X35 BL
GTIN (EAN)	4050118681413
Qty.	1 pc(s).

WPD 113 1X185+1X150/8X35 BL

Weidmüller Interface GmbH & Co. KG

Klingenbergstraße 26

D-32758 Detmold

Germany

www.weidmueller.com

Technical data

Dimensions and weights

Depth	80.3 mm	Depth (inches)	3.161 inch
Height	126.3 mm	Height (inches)	4.972 inch
Width	62.6 mm	Width (inches)	2.465 inch
Net weight	740 g		

Temperatures

Storage temperature	-25 °C...55 °C	Continuous operating temp., min.	-50 °C
Continuous operating temp., max.	130 °C		

Material data

Material	Wemid	Colour	blue
UL 94 flammability rating	V-0		

System specifications

Version	Screw connection	End cover plate required	No
Number of potentials	1	Number of levels	1
Number of clamping points per level	10	Levels cross-connected internally	No
Rail	TS 35, Mounting plate	N-function	No
PE function	No	PEN function	No

Additional technical data

Explosion-tested version	Yes	Installation advice	Terminal rail / mounting plate
Open sides	closed	Snap-on	Yes
Type of mounting	Snap-on, Direct mounting		

Conductors for clamping (additional connection)

Connection type, additional connection Screw connection

Conductors for clamping (rated connection)

Connection direction	on side	Number of connections	10
Type of connection	Screw connection		

General

Installation advice	Terminal rail / mounting plate	Number of poles	1
Rail	TS 35, Mounting plate	Standards	IEC 60947-7-1

Rating data

Rated cross-section	185 mm ²	Rated voltage	1,000 V
Rated AC voltage	1,000 V	Rated DC voltage	1,500 V
Rated current	353 A	Standards	IEC 60947-7-1
Rated impulse withstand voltage	8 kV	Pollution severity	3
Surge voltage category	III		

WPD 113 1X185+1X150/8X35 BL

Weidmüller Interface GmbH & Co. KG

Klingenbergstraße 26

D-32758 Detmold

Germany

www.weidmueller.com

Technical data

UL rating data

Certificate No. (cURus)	E60693
-------------------------	--------

Classifications

ETIM 6.0	EC000897	ETIM 7.0	EC000897
ETIM 8.0	EC000897	ETIM 9.0	EC000897
ECLASS 9.0	27-14-11-20	ECLASS 9.1	27-14-11-20
ECLASS 10.0	27-14-11-20	ECLASS 11.0	27-14-11-20
ECLASS 12.0	27-14-11-20	ECLASS 13.0	27-25-01-19
ECLASS 14.0	27-25-01-19		

Environmental Product Compliance

REACH SVHC	Lead 7439-92-1
SCIP	9b5f0838-1f0b-4c14-9fc7-3f5e6ee75be2
RoHS Compliance Status	Compliant with exemption
RoHS Exemption (if applicable/known)	6c

Important note

Product information	The socket complies with flammability class V-2 according to UL94.
---------------------	--

Approvals

Approvals



ROHS	Conform
UL File Number Search	UL Website
Certificate No. (cURus)	E60693
Certificate no. (cULus)	E511333

Downloads

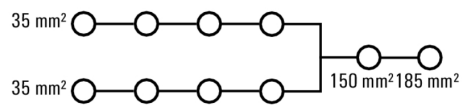
Approval/Certificate/Document of Conformity	VDE Certificate DNV Certificate UL certificate Confirmation of Standards EN 45545-2_2020-10
Engineering Data	CAD data – STEP
User Documentation	Manual - How to connect aluminum wires in WPD-Terminal blocks Torque_Conductor_Connection_Data_WPD_EN Drehmoment_Leiteranschlussdaten_WPD_DE
Catalogues	Catalogues in PDF-format

WPD 113 1X185+1X150/8X35 BL

Weidmüller Interface GmbH & Co. KG
Klingenbergstraße 26
D-32758 Detmold
Germany




www.weidmueller.com

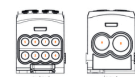
Drawings



Conductor connection data according to IEC 60947-1 (Cu)

Input	connection point A		connection point B		connection point 1-4	
	Copper	Aluminum	Copper	Aluminum	Copper	Aluminum
185 mm²	1.2/30	1.2/30	1.2/30	1.2/30	1.2/30	1.2/30
150 mm²	1.2/30	1.2/30	1.2/30	1.2/30	1.2/30	1.2/30
120 mm²	1.2/30	1.2/30	1.2/30	1.2/30	1.2/30	1.2/30
95 mm²	1.2/30	1.2/30	1.2/30	1.2/30	1.2/30	1.2/30
75 mm²	1.2/30	1.2/30	1.2/30	1.2/30	1.2/30	1.2/30
50 mm²	1.2/30	1.2/30	1.2/30	1.2/30	1.2/30	1.2/30
35 mm²	1.2/30	1.2/30	1.2/30	1.2/30	1.2/30	1.2/30
Draining length	12 mm	12 mm	12 mm	12 mm	12 mm	12 mm
After screw	90°	90°	90°	90°	90°	90°




 Standard
 Solid
 Flexible with ferrule


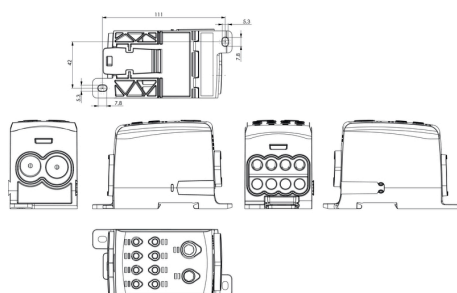


Conductor connection data according to UL 1059 (Al+Cu)

Certificate no. (SR) NCFR2 280823

Input (Strut)	connection point A		connection point B		connection point 1-4	
	Copper	Aluminum	Copper	Aluminum	Copper	Aluminum
350 kcmil	1.2/30	1.2/30	1.2/30	1.2/30	1.2/30	1.2/30
300 kcmil	1.2/30	1.2/30	1.2/30	1.2/30	1.2/30	1.2/30
250 kcmil	1.2/30	1.2/30	1.2/30	1.2/30	1.2/30	1.2/30
200 kcmil	1.2/30	1.2/30	1.2/30	1.2/30	1.2/30	1.2/30
150 kcmil	1.2/30	1.2/30	1.2/30	1.2/30	1.2/30	1.2/30
125 kcmil	1.2/30	1.2/30	1.2/30	1.2/30	1.2/30	1.2/30
100 kcmil	1.2/30	1.2/30	1.2/30	1.2/30	1.2/30	1.2/30
75 kcmil	1.2/30	1.2/30	1.2/30	1.2/30	1.2/30	1.2/30
50 kcmil	1.2/30	1.2/30	1.2/30	1.2/30	1.2/30	1.2/30
Draining length	12 mm	12 mm	12 mm	12 mm	12 mm	12 mm
After screw	90°	90°	90°	90°	90°	90°

 Standard
 Solid
 Flexible with ferrule

WPD 113 1X185+1X150/8X35 BL

Weidmüller Interface GmbH & Co. KG
Klingenbergstraße 26
D-32758 Detmold
Germany

www.weidmueller.com

Accessories

Marker holder



The marker holder offer the possibility of additional mounting of standard markers with a pitch of 5 or 5.1 mm. The angled holders can be optionally snapped together and could be mounted in all standard marking channels of the Klippon® Connect modular terminal blocks. Fitting marker types could be found under the respective accessories of the designation marking holder.

General ordering data

Type	BZT 1 ZA WS 10/5	Version
Order No.	1805520000	Accessories, Marker holder
GTIN (EAN)	4032248270248	
Qty.	100 pc(s).	
Type	BZT 1 WS 10/5	Version
Order No.	1805490000	Accessories, Marker holder
GTIN (EAN)	4032248270231	
Qty.	100 pc(s).	

Power distribution

Screw connection

W-Series

WPD 113 1X185+1X150/8X35 GY

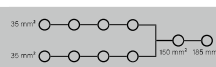


WPD 113

185 mm²

Width / Height / Depth	mm
max. current / max. conductor	A/mm ²
max. clamping range	mm ²

62.6 / 80.3 / 126.3
353 / 185
2.5...185



Technical data

Rated data		
Rated voltage		V
Rated current		A
for wire cross-section	185 mm ²	mm ²
Rated impulse withstand voltage / Pollution severity		
Overvoltage category / UL 94 flammability rating		
Approvals		
Clamped conductors (H05V/H07V)		
Solid / Stranded	150 mm ²	mm ²
	35 mm ²	mm ²
Flexible with ferrule	150 mm ²	mm ²
	35 mm ²	mm ²
Stripping length / Blade size	185 mm ²	mm/-
	150 mm ²	mm/-
	35 mm ²	mm/-
Tightening torque		Nm
Note		

IEC 60947-7-1 (Cu), UL 1059 (Cu+Al)

IEC	UL	CSA	EN 60079-7
1000	1000	1000	
353	310	310	
185	350 kcmil	350 kcmil	
	8 kV / 3		
	III / V-0		

Rated connection

70...150 / 70...150
4...35 / 4...35
50...120 / 50...120
2.5...25
33 / M16
28 / M16
16 / M8
siehe Anhang am Kapitelende



B

Ordering data



Version	
	grey
	blue
	red
	black
Note	

Type	Qty.	Order No.
WPD 1X185+1X150/8X35 GY	1	2603740000
WPD 1X185+1X150/8X35 BL	1	2603750000
WPD 1X185+1X150/8X35 RD	1	2730350000
WPD 1X185+1X150/8X35 BK	1	2730360000





Accessories



End bracket	
	dark beige
	dark beige
Screwdriver	
	SET




Type	Qty.	Order No.
WEW 35/2	100	1061200000
AEB 35 SC/1	50	1991920000
SDK PZ2 X 100	1	2749450000
SK WSD-S 1,5-10,0	1	9008850000











Conductor connection data according to IEC 60947-7-1





connection point A					connection point B			
Input	Copper		Copper					
								
185 mm²	25 Nm	25 Nm	25 Nm	25 Nm				
150 mm²								
120 mm²								
95 mm²								
70 mm²								
50 mm²								
Stripping lengths	33 mm		28 mm					
Allen screw	M16		M16					




Output	connection point 1-8	
	Copper	
		
35 mm ²	6 Nm	6 Nm
25 mm ²		
16 mm ²		
10 mm ²		
6 mm ²		
4 mm ²		
2.5 mm ²		
Stripping lengths		
Allen screw		

 Mehrdrähtig
 Eindrätig
 Feindrätig mit Aderendhülse

UL Rating data according to UL 1059

Certificate no. (UR)		XCFR2.E60693						
Input (line)	connection point A		connection point B					
	Copper		Aluminium					
								
350 kcmil	249.6 Lb In.	249.6 Lb In.	398.3 Lb In.	398.3 Lb In.	249.6 Lb In.	249.6 Lb In.	398.3 Lb In.	398.3 Lb In.
300 kcmil								
250 kcmil								
AWG 4/0								
AWG 3/0					249.6 Lb In.			
AWG 2/0								
AWG 1/0								
max. current	310 A	285 A	250 A	230 A	285 A	255 A	230 A	205 A
Voltage size B,C (UR)	1000 V				1000 V			

Output	connection point 1 / 2 / 3 / 4 / 5 / 6 / 7 / 8			
	Copper		Aluminium	
				
AWG 2	124.8 Lb In.	124.8 Lb In.	124.8 Lb In.	124.8 Lb In.
AWG 3				
AWG 4				
AWG 6				
AWG 8				
AWG 10				
AWG 12				
AWG 14				
max. current	115 A	100 A	90 A	75 A
Voltage size B,C (UR)	1000 V			

 Stranded
 Solid
 Flexible with ferrule

