

PB-CON 160 S/02/90RFSF AG BK BX**Weidmüller Interface GmbH & Co. KG**

Klingenbergstraße 26

D-32758 Detmold

Germany

www.weidmueller.com**Product image**

Similar to illustration

- Future-proof design
- Different module sizes
- Simple device integration
- Simple plug-and-play solution – fast replacement of individual modules from a single device network
- Quick and easy installation without tools
- Safe locking of busbar connectors
- Touch-safe construction
- Tolerance compensation in the rail system allows simple mounting of the devices on the panel mounting plate without extreme accuracy
- Uncomplicated UL approval with registered UL components
- Ideal design of size and technical data for typical multi-axis servo amplifiers

General ordering data

Version	PCB plug-in connector, female header, Cable gland, Pitch in mm (P): 42.50 mm, Number of poles: 2, 90°, Box
Order No.	2594720000
Type	PB-CON 160 S/02/90RFSF AG BK BX
GTIN (EAN)	4050118607109
Qty.	20 pc(s).
Product data	IEC: 1000 V / 160 A UL: 750 V / 160 A
Packaging	Box

PB-CON 160 S/02/90RFSF AG BK BX

Weidmüller Interface GmbH & Co. KG

Klingenbergstraße 26

D-32758 Detmold

Germany

www.weidmueller.com

Technical data

Dimensions and weights

Net weight	61.696 g
------------	----------

System specifications

Type of connection	Board connection				
Mounting onto the PCB	Cable gland				
Pitch in mm (P)	42.5 mm				
Pitch in inches (P)	1.67 "				
Outgoing elbow	90°				
Number of poles	2				
L1 in mm	42.5 mm				
L1 in inches	1.67 "				
Number of rows	1				
Pin series quantity	1				
Touch-safe protection acc. to DIN VDE 0470	IP20 plugged				
Protection degree	IP20				
Volume resistance	≤5 mΩ				
Can be coded	Yes				
Plugging force/pole, max.	90 N				
Pulling force/pole, max.	65 N				
Tightening torque	Torque type	Housing			
	Usage information	Thickness	nominal	2 mm	
		Tightening torque	min.	0.5 Nm	
			max.	0.7 Nm	
		Recommended screw	Part number	PB-CON SF DELTA PT 40X12	
		Torque type	PCB		
		Usage information	Thickness	min.	0.8 mm
	max.			3.2 mm	
	Tightening torque		min.	1.44 Nm	
			max.	1.76 Nm	
Recommended screw	Part number		PB-CON IKSC M4X8 A2		

Material data

Insulating material	PA GF	Colour	black
Colour chart (similar)	RAL 9011	Insulating material group	II
Comparative Tracking Index (CTI)	≥ 400	UL 94 flammability rating	V-0
Contact material	Cu-alloy	Contact surface	silver-plated
Layer structure of plug contact	4...6 µm Ag	Storage temperature, min.	-40 °C
Storage temperature, max.	70 °C	Operating temperature, min.	-50 °C
Operating temperature, max.	125 °C	Temperature range, installation, min.	-20 °C
Temperature range, installation, max.	65 °C		

PB-CON 160 S/02/90RFSF AG BK BX

Weidmüller Interface GmbH & Co. KG

Klingenbergstraße 26

D-32758 Detmold

Germany

www.weidmueller.com

Technical data

Rated data acc. to IEC

tested acc. to standard	IEC 60664-1, IEC 61984	Rated current, min. number of poles (Tu=20°C)	160 A
Rated current, max. number of poles (Tu=20°C)	160 A	Rated current, min. number of poles (Tu=40°C)	140 A
Rated current, max. number of poles (Tu=40°C)	140 A	Rated voltage for surge voltage class / pollution degree II/2	1,000 V
Rated voltage for surge voltage class / pollution degree III/2	1,000 V	Rated voltage for surge voltage class / pollution degree III/3	800 V
Rated impulse voltage for surge voltage class/ pollution degree II/2	6 kV	Rated impulse voltage for surge voltage class/ pollution degree III/2	8 kV
Rated impulse voltage for surge voltage class/ contamination degree III/3	8 kV	Short-time withstand current resistance	3 x 1s mit 1000 A
Clearance, min.	5.6 mm	Creepage distance, min.	8 mm

Rated data acc. to UL 508

Rated voltage	750 V	Rated current	160 A
Creepage distance, min.	11.2 mm	Luftstrecke, min	10.1 mm

Packing

Packaging	Box	VPE length	301 mm
VPE width	211 mm	VPE height	52 mm

Classifications

ETIM 6.0	EC002637	ETIM 7.0	EC002637
ETIM 8.0	EC002637	ETIM 9.0	EC002637
ECLASS 9.0	27-44-04-02	ECLASS 9.1	27-44-04-02
ECLASS 10.0	27-44-04-02	ECLASS 11.0	27-46-02-01
ECLASS 12.0	27-46-02-01	ECLASS 13.0	27-46-02-01

Important note

IPC conformity	Conformity: The products are developed, manufactured and delivered according international recognized standards and norms and comply with the assured properties in the data sheet resp. fulfill decorative properties in accordance with IPC-A-610 "Class 2". Further claims on the products can be evaluated on request.
Notes	<ul style="list-style-type: none"> • Additional variants on request • IEC-rated current is based on 20 °C ambiente temperature, further values see derating curve • UL508-rated current based on 65 °C ambiente temperature and max. 20 devices • Rated data refer only to the component itself. Clearance and creepage distances to other components are to be designed in accordance with the relevant application standards. • In accordance with IEC 61984, OMNIMATE-connectors are connectors without breaking capacity (COC). During designated use, connectors are not allowed to be engaged or disengaged when live or under load • Long term storage of the product with average temperature of 50 °C and maximum humidity 70%, 36 months

PB-CON 160 S/02/90RFSF AG BK BX

Weidmüller Interface GmbH & Co. KG
Klingenbergstraße 26
D-32758 Detmold
Germany

www.weidmueller.com

Technical data**Approvals**

Approvals



ROHS	Conform
UL File Number Search	UL Website
Certificate No. (cURus)	E196651

Downloads

Engineering Data	CAD data – STEP
Catalogues	Catalogues in PDF-format

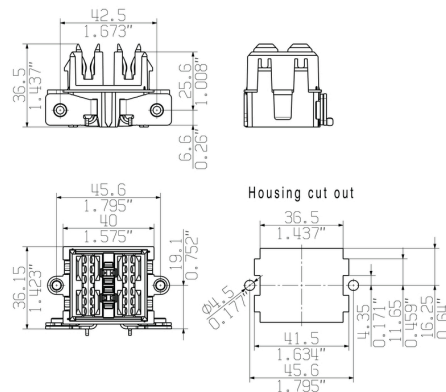
PB-CON 160 S/02/90RFSF AG BK BX

Weidmüller Interface GmbH & Co. KG
 Klingenbergstraße 26
 D-32758 Detmold
 Germany

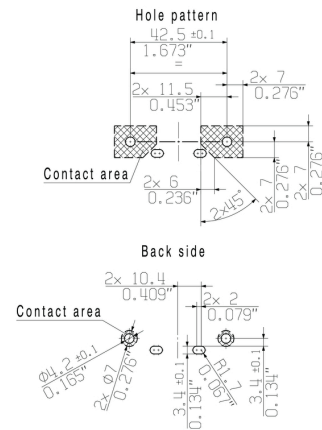
www.weidmueller.com

Drawings

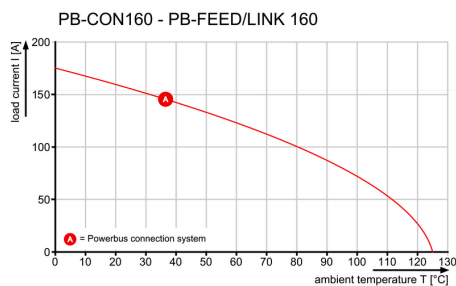
Dimensional drawing



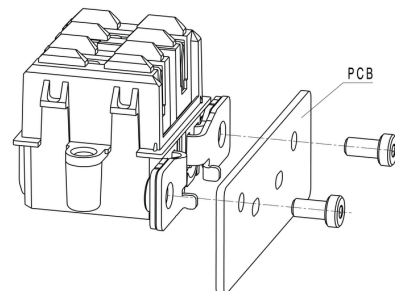
Dimensional drawing



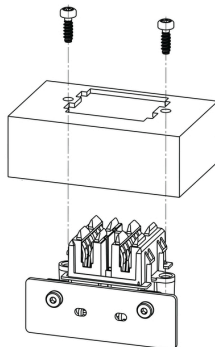
Graph



Application



Application



Application

