

USB2.0A S1H 1.4N4 TY BK**Weidmüller Interface GmbH & Co. KG**

Klingenbergstraße 26

D-32758 Detmold

Germany

www.weidmueller.com

USB as a reliable data interface for your device in industrial use. Due to the many advantages, USB sockets are always used most in the electrical industry.

The extensive portfolio of USB-A, -B - C and -Micro components enables future-proof device design with speeds of up to 10 Gbit/s. Our USB PCB sockets support the robust standards USB 2.0, 3.0 and 3.1 for fast and easy data transfer.

The individual connectors meet the requirements for high durability and offer reliable connectivity.

- Up to 10.000 plugging cycles
- THT, THR or SMD soldering processes
- Available in design types 180° (vertical/upright) or 90° (horizontal/flat-lying)
- Packed either in a tray (TY) or on a roll (tape-on-reel, RL)
- Reinforced gold layer for improved corrosion protection
- USB 3.1 sockets support data rates of 10 Gbit/s for fast data transfer
- USB-C sockets enable error-free plugging due to a symmetrical design
- Robust plug & play operation - connect and disconnect without shutting down or restarting the system

General ordering data

Version	OMNIMATE Data - USB jack, female header, Type A, 480 Mbps, SMD solder connection, 90°, ≥ 1500, Pitch in mm (P): 2.00 mm, Number of poles: 4, LCP, black, Tray (manual assembly)
Order No.	2563720000
Type	USB2.0A S1H 1.4N4 TY BK
GTIN (EAN)	4050118572339
Qty.	100 pc(s).
Packaging	Tray (manual assembly)

USB2.0A S1H 1.4N4 TY BK

Weidmüller Interface GmbH & Co. KG

Klingenbergstraße 26

D-32758 Detmold

Germany

www.weidmueller.com

Technical data

Dimensions and weights

Depth	14 mm	Depth (inches)	0.551 inch
Height	11.22 mm	Height (inches)	0.442 inch
Height of lowest version	7.12 mm	Width	14.5 mm
Width (inches)	0.571 inch	Net weight	0.001 g

System specifications

LED	No	Mounting onto the PCB	SMD solder connection
Number of poles	4	Number of solder pins per pole	1
Outgoing elbow	90°	Performance-Category	480 Mbps
Pitch in inches (P)	0.079 "	Pitch in mm (P)	2 mm
Plugging cycles	≥ 1500	Plugging force/pole, max.	35 N
Product family	OMNIMATE Data - USB jack	Protection degree	IP20
Pulling force/pole, max.	10 N	Shield surface	nickel-plated
Shield tabs	none	Shielding	Yes
Shielding material	Brass	Solder pin dimensions	Octagonal
Solder pin length (l)	1.4 mm	Soldering process	Reflow soldering, Manual soldering
Tolerance of solder pin position	± 0.1 mm	Transmission rate	480 Mbps
Type of connection	Socket connector		

Electrical properties

Dielectric strength, contact / contact	750 V AC	Insulation strength	≥ 1000 MΩ
Rated current	1.5 A	Rated voltage	30 V

Material data

Insulating material	LCP	Colour	black
Colour chart (similar)	RAL 9011	Insulating material group	II
Comparative Tracking Index (CTI)	≥ 500	Insulation strength	≥ 1000 MΩ
Moisture Level (MSL)	1	UL 94 flammability rating	V-0
Contact base material	Phosphorus bronze	Contact material	Cu-alloy
Contact surface	Gold over nickel	Layer structure of plug contact	30...80 μ" Ni / ≥ 30 μ" Au
Storage temperature, min.	-40 °C	Storage temperature, max.	60 °C
Operating temperature, min.	-40 °C	Operating temperature, max.	85 °C

Packing

Packaging	Tray (manual assembly)	VPE length	261 mm
VPE width	207 mm	VPE height	16 mm

Classifications

ETIM 6.0	EC002637	ETIM 7.0	EC002637
ETIM 8.0	EC002637	ETIM 9.0	EC002637
ECLASS 9.0	27-44-04-02	ECLASS 9.1	27-44-04-02
ECLASS 10.0	27-44-04-02	ECLASS 11.0	27-46-02-01
ECLASS 12.0	27-46-02-01	ECLASS 13.0	27-46-02-01

Environmental Product Compliance

REACH SVHC	/
RoHS Compliance Status	Compliant

Creation date July 16, 2024 4:14:30 PM CEST

Catalogue status 13.07.2024 / We reserve the right to make technical changes.

USB2.0A S1H 1.4N4 TY BK

Weidmüller Interface GmbH & Co. KG
Klingenbergstraße 26
D-32758 Detmold
Germany
www.weidmueller.com

Technical data

Approvals

ROHS	Conform
------	---------

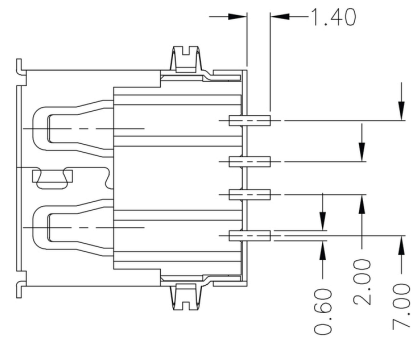
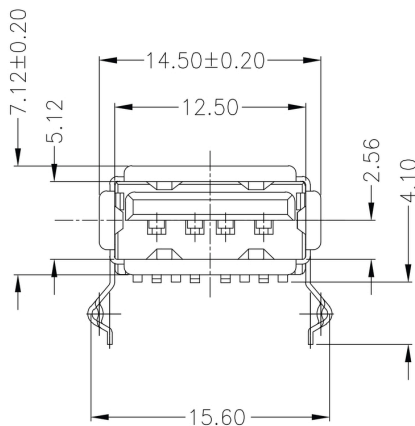
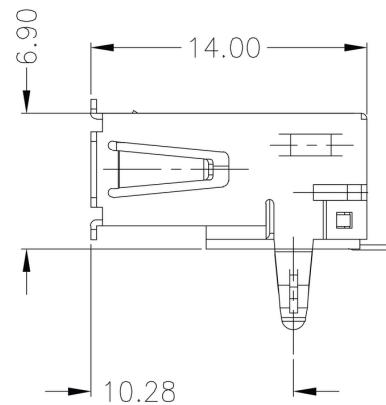
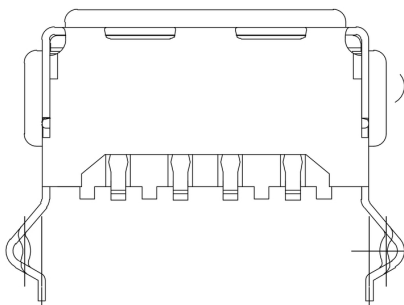
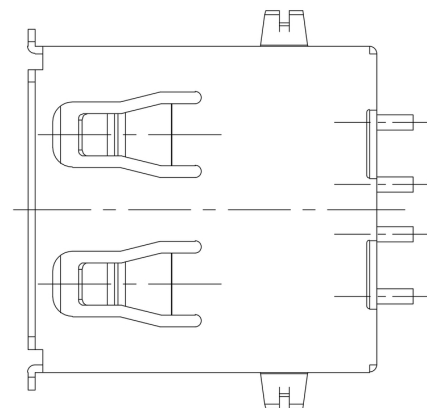
Downloads

Engineering Data	CAD data – STEP
Product Change Notification	20211223 USB 2.0A – Änderung Schirmblech 20211223 USB 2.0A – Change of shielding design
Catalogues	Catalogues in PDF-format

USB2.0A S1H 1.4N4 TY BK

Weidmüller Interface GmbH & Co. KG
Klingenbergstraße 26
D-32758 Detmold
Germany

www.weidmueller.com

Drawings**Dimensioned drawing****Dimensioned drawing****Dimensioned drawing****Dimensioned drawing****Dimensioned drawing**

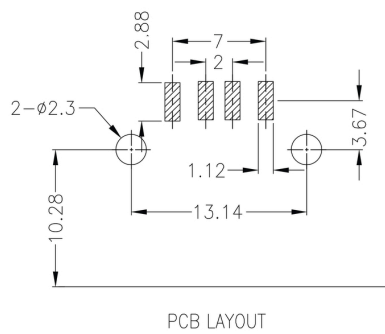
USB2.0A S1H 1.4N4 TY BK

Weidmüller Interface GmbH & Co. KG
Klingenbergstraße 26
D-32758 Detmold
Germany

www.weidmueller.com

Drawings

PCB design



www.weidmueller.com

Recommended reflow soldering profile

Weidmüller Interface GmbH & Co. KG

Klingenbergstraße 16

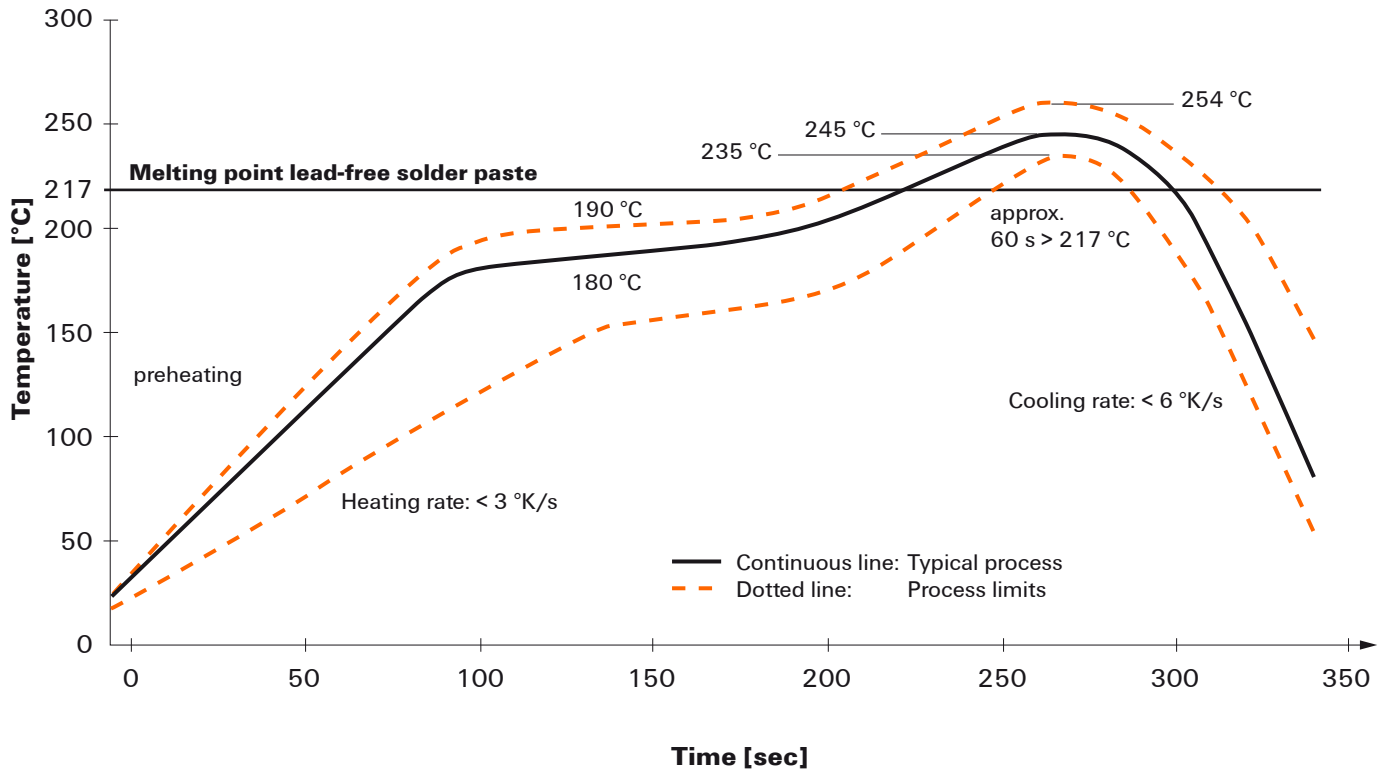
D-32758 Detmold

Germany

Fon: +49 5231 14-0

Fax: +49 5231 14-292083

www.weidmueller.com



Reflow soldering profile

The perfect soldering profile for SMT Surface Mount Technology is one the most exiting question in SMT production. But there are more than one correct answer: The diagram of temperature-on-time is related to processing features of solder paste and to maximum load of components.

We have to consider the following parameters:

- Time for pre heating
- Maximum temperature
- Time above melting point
- Time for cooling
- Maximum heating rate
- Maximum cooling rate

We recommend a typical solder profile with associated process limits. With preheating components and board are prepared smoothly for the solder phase. Heating rate is typically $\leq +3\text{K/s}$. In parallel the solder paste is 'activated'. The time above melting point of 217°C the paste gets liquid and components and boards begin to connect. The maximum temperature of 245°C to 254°C should stay between 10 and 40 seconds. In the cooling phase at $\geq -6\text{K/s}$ solder is cured. Board and components cool down while avoiding cold cracks.