


RJ45C5 T1V 3.2N4G/Y TY**Weidmüller Interface GmbH & Co. KG**

Klingenbergstraße 26

D-32758 Detmold

Germany

www.weidmueller.com



The product range encompasses the following designs:

- 90°, lying (horizontal) and 180°, standing (vertical)
- latch up / latch down
- THT, THR or SMD soldering processes
- Wide range of different design types, also with integrated LEDs and shield contact tabs
- Performance category Cat. 3 to Cat. 6
- Packed either in a tray (TY) or on a roll (tape-on-reel, RL)
- Compatible with modular RJ45 connector according to ANSI / TIA-1096-A and IEC 60603
- Dielectric strength ≥ 1500 V AC RMS (2250 V AC peak value) according to IEEE 802.3
- Dielectric strength ≥ 1500 V AC (peak value) or ≥ 1500 V DC according to IEC 60603

Properties and advantages:

- Extended temperature range of -40°C to $+85^{\circ}\text{C}$ for maximum performance
- Reinforced gold layer ($30\mu\text{m}$) for improved corrosion protection
- At least 0.3mm stand-off ensures a perfect soldering result

General ordering data

Version	PCB plug-in connector, RJ45 jacks, Cat. 5 , THT solder connection, 180°, Shield tabs: none, 30...80 μm Ni / $\geq 30 \mu\text{m}$ Au , LED: Yes, green, yellow, Number of poles: 12, Tray (manual assembly)
Order No.	2562960000
Type	RJ45C5 T1V 3.2N4G/Y TY
GTIN (EAN)	4050118571981
Qty.	120 pc(s).
Packaging	Tray (manual assembly)

RJ45C5 T1V 3.2N4G/Y TY**Weidmüller Interface GmbH & Co. KG**

Klingenbergstraße 26

D-32758 Detmold

Germany

www.weidmueller.com

Technical data**Dimensions and weights**

Depth	16.7 mm	Depth (inches)	0.657 inch
Height	20 mm	Height (inches)	0.787 inch
Height of lowest version	16.5 mm	Width	16 mm
Width (inches)	0.63 inch	Net weight	8.067 g

System specifications

Category	Cat. 5	Colour of left LED	green
Colour of right LED	yellow	Forward current	20 mA
Forward voltage, max.	2.6 V	Forward voltage, min.	1.8 V
LED	Yes	Mounting onto the PCB	THT solder connection
Number of poles	12	Number of solder pins per pole	1
Outgoing elbow	180°	Performance-Category	Cat. 5
Pitch in inches (P)	0.05 "	Pitch in mm (P)	1.27 mm
Plugging cycles	750	Product family	OMNIMATE Data - RJ45 modular jack
Protection degree	IP20	Shield surface	nickel-plated
Shield tabs	none	Shielding	Yes
Shielding material	Brass	Solder eyelet hole diameter (D)	0.9 mm
Solder eyelet hole diameter tolerance (D)	± 0.1 mm	Solder pin dimensions	Octagonal
Solder pin length (l)	3.2 mm	Soldering process	Manual soldering, Wave soldering
Tolerance of solder pin position	± 0.15 mm	Type of connection	Solder connection
Wiring	8-core		

Electrical properties

Dielectric strength, contact / contact	1000 V DC	Dielectric strength, contact / shield	1500 V DC
Insulation strength	≥ 500 MΩ	PoE / PoE+	conforming to IEEE 802.3at
Rated current	1.5 A	Rated voltage	125 V
Volume resistance	<25 mΩ		

Standards

Connector standard	IEC 60603-7-51
--------------------	----------------

Material data

Insulating material	PA 66	Colour	black
Colour chart (similar)	RAL 9011	Insulating material group	II
Comparative Tracking Index (CTI)	≥ 500	Insulation strength	≥ 500 MΩ
UL 94 flammability rating	V-0	Contact base material	Phosphorus bronze
Contact material	Cu-alloy	Contact surface	Gold over nickel
Layer structure of plug contact	30...80 μ" Ni / ≥ 30 μ" Au	Storage temperature, min.	-40 °C
Storage temperature, max.	85 °C	Operating temperature, min.	-40 °C
Operating temperature, max.	85 °C		

Packing

Packaging	Tray (manual assembly)	VPE length	317 mm
VPE width	192 mm	VPE height	68 mm

RJ45C5 T1V 3.2N4G/Y TY**Weidmüller Interface GmbH & Co. KG**

Klingenbergstraße 26

D-32758 Detmold

Germany

www.weidmueller.com**Technical data****Classifications**

ETIM 6.0	EC002637	ETIM 7.0	EC002637
ETIM 8.0	EC002637	ETIM 9.0	EC002637
ECLASS 9.0	27-44-04-02	ECLASS 9.1	27-44-04-02
ECLASS 10.0	27-44-04-02	ECLASS 11.0	27-46-02-01
ECLASS 12.0	27-46-02-01	ECLASS 13.0	27-46-02-01

Environmental Product Compliance

REACH SVHC /

Approvals

ROHS Conform

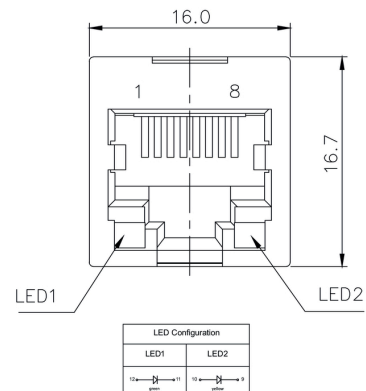
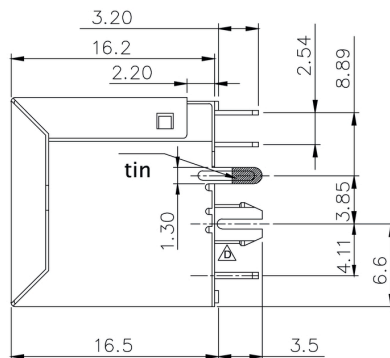
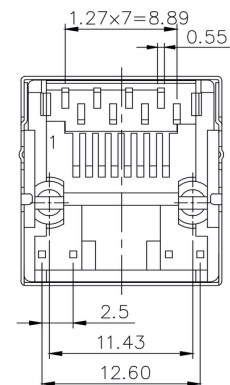
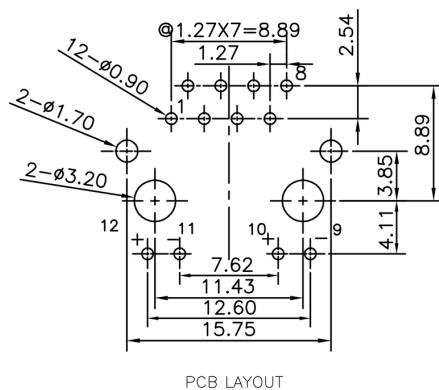
Downloads

Approval/Certificate/Document of Conformity	Certificate of Compliance
Engineering Data	CAD data – STEP
Catalogues	Catalogues in PDF-format

RJ45C5 T1V 3.2N4G/Y TY

Weidmüller Interface GmbH & Co. KG
 Klingenbergstraße 26
 D-32758 Detmold
 Germany

www.weidmueller.com

Drawings
Dimensioned drawing

Dimensioned drawing

Dimensioned drawing

PCB design


RJ45C5 T1V 3.2N4G/Y TY**Weidmüller Interface GmbH & Co. KG**

Klingenbergstraße 26

D-32758 Detmold

Germany

www.weidmueller.com**Drawings**

RJ45	G1	R	1	U	3.2	E	4	GY/GY	TY	RJ45G1 R1U 3.2E4GY/GY TY

Recommended wave soldering profiles

Weidmüller Interface GmbH & Co. KG
Klingenbergstraße 16
D-32758 Detmold
Germany
Fon: +49 5231 14-0
Fax: +49 5231 14-292083
www.weidmueller.com

Single Wave:



Double Wave:



Wave soldering profiles

Wired connection elements should be processed in accordance with the DIN EN 61760-1 standard. We have included two recommendations for practical wave soldering profiles, with which Weidmüller PCB terminals and connectors are qualified.

When choosing a suitable profile for your application, the following factors also need to be considered:

- PCB thickness
- Proportion of Cu in the layers
- Single/double-sided assembly
- Product range
- Heating and cooling rates

The single and double wave profiles each indicate the recommended operating range, including the maximum soldering temperature of 260°C. In practice, the maximum soldering temperature is quite often well below the above maximum profile.

We reserve the right to make technical changes.