

RJ45C5 T1U 2.8E4N TY**Weidmüller Interface GmbH & Co. KG**

Klingenbergstraße 26

D-32758 Detmold

Germany

www.weidmueller.com



The product range encompasses the following designs:

- 90°, lying (horizontal) and 180°, standing (vertical)
- latch up / latch down
- THT, THR or SMD soldering processes
- Wide range of different design types, also with integrated LEDs and shield contact tabs
- Performance category Cat. 3 to Cat. 6
- Packed either in a tray (TY) or on a roll (tape-on-reel, RL)
- Compatible with modular RJ45 connector according to ANSI / TIA-1096-A and IEC 60603
- Dielectric strength ≥ 1500 V AC RMS (2250 V AC peak value) according to IEEE 802.3
- Dielectric strength ≥ 1500 V AC (peak value) or ≥ 1500 V DC according to IEC 60603

Properties and advantages:

- Extended temperature range of -40°C to $+85^{\circ}\text{C}$ for maximum performance
- Reinforced gold layer ($30\mu\text{m}$) for improved corrosion protection
- At least 0.3mm stand-off ensures a perfect soldering result

General ordering data

Version	PCB plug-in connector, RJ45 jacks, Cat. 5 , THT solder connection, 90°, Latch option: top, Shield tabs: 6 tabs, 30...80 μm Ni / $\geq 30 \mu\text{m}$ Au , LED: No, Number of poles: 8, Tray (manual assembly)
Order No.	2562920000
Type	RJ45C5 T1U 2.8E4N TY
GTIN (EAN)	4050118571943
Qty.	140 pc(s).
Packaging	Tray (manual assembly)

RJ45C5 T1U 2.8E4N TY

Weidmüller Interface GmbH & Co. KG

Klingenbergstraße 26

D-32758 Detmold

Germany

www.weidmueller.com

Technical data

Dimensions and weights

Depth	15.71 mm	Depth (inches)	0.619 inch
Height	15.86 mm	Height (inches)	0.624 inch
Height of lowest version	13.11 mm	Width	16.41 mm
Width (inches)	0.646 inch	Net weight	2.379 g

System specifications

Category	Cat. 5	
LED	No	
Latch option	top	
Mounting onto the PCB	THT solder connection	
Number of poles	8	
Number of solder pins per pole	1	
Outgoing elbow	90°	
Performance-Category	Cat. 5	
Pitch in inches (P)	0.05 "	
Pitch in mm (P)	1.27 mm	
Plugging cycles	750	
Product family	OMNIMATE Data - RJ45 modular jack	
Protection degree	IP20	
Shield surface	nickel-plated	
Shield tabs	6 tabs	
Shielding	Yes	
Shielding material	Brass	
Solder eyelet hole diameter (D)	0.9 mm	
Solder eyelet hole diameter tolerance (D)	± 0.1 mm	
Solder pin dimensions	Octagonal	
Solder pin length (l)	2.75 mm	
Solder pin length tolerance	+0.2 / -0.2 mm	
Solder pin length tolerance	Lower tolerance with prefix (reveals minimum)	-0.2
	Upper tolerance with prefix (reveals maximum)	+0.2
	Tolerance, unit	mm
Soldering process	Manual soldering, Wave soldering	
Tolerance of solder pin position	± 0.1 mm	
Type of connection	Solder connection	
Wiring	8-core	

Electrical properties

Dielectric strength, contact / contact	1000 V DC	Dielectric strength, contact / shield	1500 V DC
Insulation strength	≥ 500 MΩ	PoE / PoE+	conforming to IEEE 802.3at
Rated current	1.5 A	Rated voltage	125 V

Standards

Connector standard	IEC 60603-7-51
--------------------	----------------

RJ45C5 T1U 2.8E4N TY**Weidmüller Interface GmbH & Co. KG**

Klingenbergstraße 26

D-32758 Detmold

Germany

www.weidmueller.com**Technical data****Material data**

Insulating material	PA 66	Colour	black
Colour chart (similar)	RAL 9011	Insulating material group	II
Comparative Tracking Index (CTI)	≥ 500	Insulation strength	≥ 500 MΩ
UL 94 flammability rating	V-0	Contact base material	Phosphorus bronze
Contact material	Cu-alloy	Contact surface	Gold over nickel
Layer structure of plug contact	30...80 μ" Ni / ≥ 30 μ" Au	Storage temperature, min.	-40 °C
Storage temperature, max.	85 °C	Operating temperature, min.	-40 °C
Operating temperature, max.	85 °C		

Packing

Packaging	Tray (manual assembly)	VPE length	316 mm
VPE width	190 mm	VPE height	67 mm

Classifications

ETIM 6.0	EC002637	ETIM 7.0	EC002637
ETIM 8.0	EC002637	ETIM 9.0	EC002637
ECLASS 9.0	27-44-04-02	ECLASS 9.1	27-44-04-02
ECLASS 10.0	27-44-04-02	ECLASS 11.0	27-46-02-01
ECLASS 12.0	27-46-02-01	ECLASS 13.0	27-46-02-01

Environmental Product Compliance

REACH SVHC	/
RoHS Compliance Status	Compliant without exemption

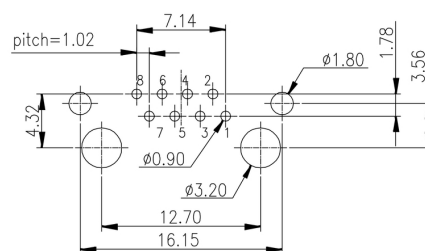
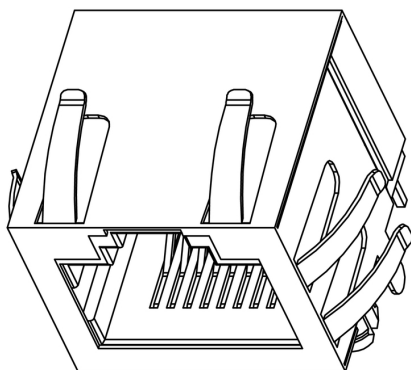
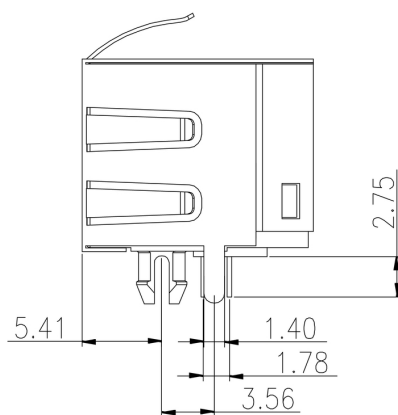
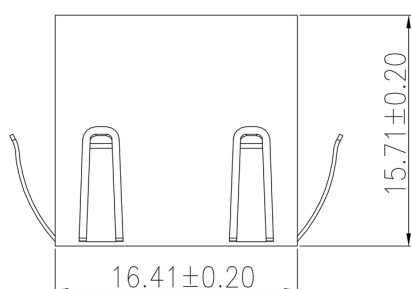
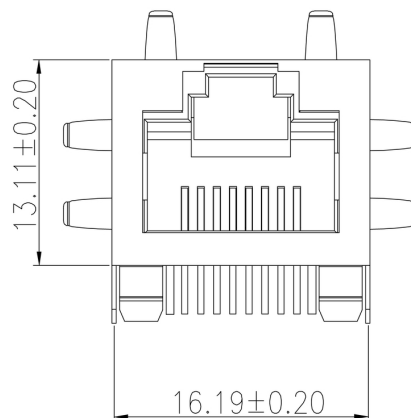

Approvals

ROHS	Conform
------	---------

Downloads

Approval/Certificate/Document of Conformity	Certificate of Compliance
Engineering Data	CAD data – STEP
Catalogues	Catalogues in PDF-format

www.weidmueller.com



www.weidmueller.com

Recommended wave soldering profiles

Weidmüller Interface GmbH & Co. KG
Klingenbergstraße 16
D-32758 Detmold
Germany
Fon: +49 5231 14-0
Fax: +49 5231 14-292083
www.weidmueller.com

Single Wave:



Double Wave:



Wave soldering profiles

Wired connection elements should be processed in accordance with the DIN EN 61760-1 standard. We have included two recommendations for practical wave soldering profiles, with which Weidmüller PCB terminals and connectors are qualified.

When choosing a suitable profile for your application, the following factors also need to be considered:

- PCB thickness
- Proportion of Cu in the layers
- Single/double-sided assembly
- Product range
- Heating and cooling rates

The single and double wave profiles each indicate the recommended operating range, including the maximum soldering temperature of 260°C. In practice, the maximum soldering temperature is quite often well below the above maximum profile.

We reserve the right to make technical changes.