

WPD 131 1X95/1X95 GY**Weidmüller Interface GmbH & Co. KG**

Klingenbergstraße 26

D-32758 Detmold

Germany

www.weidmueller.com**Product image**

Klippon® Connect power feed-in terminal blocks WPD allow for an easy and safe installation of aluminium and copper conductors on a small footprint. A power supply or monitoring connection can also be used as an option. Customers can use the power feed-in terminal blocks WPD, regardless of the conductor material. They can be mounted either directly or on DIN rail TS35.

General ordering data

Version	Potential distributor terminal, Screw connection, Light Grey, 95 mm², 232 A, 1000 V, Number of connections: 1, Number of levels: 1, TS 35, V-0, Wemid
Order No.	2503090000
Type	WPD 131 1X95/1X95 GY
GTIN (EAN)	4050118516920
Qty.	2 pc(s).

WPD 131 1X95/1X95 GY

Weidmüller Interface GmbH & Co. KG

Klingenbergstraße 26

D-32758 Detmold

Germany

www.weidmueller.com

Technical data

Dimensions and weights

Depth	57 mm	Depth (inches)	2.244 inch
Height	93 mm	Height (inches)	3.661 inch
Width	25.5 mm	Width (inches)	1.004 inch
Net weight	96 g		

Temperatures

Storage temperature	-25 °C...55 °C	Continuous operating temp., min.	-50 °C
Continuous operating temp., max.	120 °C		

Material data

Material	Wemid	Colour	Light Grey
UL 94 flammability rating	V-0		

Rating data IECEx/ATEX

Certificate No. (ATEX)	CNEX18ATEX0016U	Certificate No. (IECEX)	IECEXNEX18.0010U
Max. voltage (ATEX)	880 V	Current (ATEX)	232 A
Wire cross section max. (ATEX)	95 mm ²	Max. voltage (IECEX)	880 V
Current (IECEX)	232 A		

System specifications

Version	Screw connection	End cover plate required	No
Number of potentials	1	Number of levels	1
Number of clamping points per level	2	Levels cross-connected internally	No
Rail	TS 35		

Additional technical data

Explosion-tested version	Yes	Installation advice	Terminal rail / mounting plate
Type of mounting	Snap-on		

Conductors for clamping (additional connection)

Connection type, additional connection Screw connection

Conductors for clamping (rated connection)

Number of connections	1	Type of connection	Screw connection
-----------------------	---	--------------------	------------------

General

Installation advice	Terminal rail / mounting plate	Number of poles	1
Rail	TS 35	Standards	IEC 60947-7-1, UL 1059, CSA

WPD 131 1X95/1X95 GY

Weidmüller Interface GmbH & Co. KG

Klingenbergstraße 26

D-32758 Detmold

Germany

www.weidmueller.com

Technical data

Rating data

Rated cross-section	95 mm ²	Rated voltage	1,000 V
Rated AC voltage	1,000 V	Rated DC voltage	1,000 V
Rated current	232 A	Standards	IEC 60947-7-1, UL 1059, CSA
Volume resistance according to IEC 60947-7-x	0.14 mΩ	Rated impulse withstand voltage	8 kV
Power loss in accordance with IEC 60947-7-x	7.42 W	Short-time withstand current resistance	8/20μs with 50 kA
Pollution severity	3	Surge voltage category	III

UL rating data

Certificate No. (cURus)	E60693
-------------------------	--------

Classifications

ETIM 6.0	EC000897	ETIM 7.0	EC000897
ETIM 8.0	EC000897	ETIM 9.0	EC000897
ECLASS 9.0	27-14-11-20	ECLASS 9.1	27-14-11-20
ECLASS 10.0	27-14-11-20	ECLASS 11.0	27-14-11-20
ECLASS 12.0	27-14-11-20	ECLASS 13.0	27-25-01-19
ECLASS 14.0	27-25-01-19		

Environmental Product Compliance

REACH SVHC	/
RoHS Compliance Status	Compliant without exemption

Important note

Product information	You will find additional information in the downloadsection of the onlinecatalogue
---------------------	--

Approvals

Approvals



ROHS	Conform
UL File Number Search	UL Website
Certificate No. (cURus)	E60693

WPD 131 1X95/1X95 GY**Weidmüller Interface GmbH & Co. KG**

Klingenbergstraße 26

D-32758 Detmold

Germany

www.weidmueller.com**Technical data****Downloads**

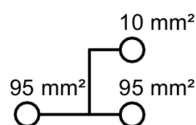
Approval/Certificate/Document of Conformity	UKCA Ex Attestation of Conformity
	CB Certificate
	FIMKO certificate
	CCC Ex Certificate
	ATEX Certificate
	IECEx Certificate
	DNV Certificate
	UKCA Ex Certificate
	LMP 23.0563U- WPD (Rev. 0)
	CE Declaration of Conformity
	UKCA declaration of conformity
Engineering Data	Confirmation of Standards EN 45545-2_2020-10
	CAD data – STEP
User Documentation	DATA SHEET WPD 131
	StorageConditionsTerminalBlocks
	NTI WPD 131
	Manual - How to connect aluminum wires in WPD-Terminal blocks
	Torque_Conductor_Connection_Data_WPD_EN
Catalogues	Drehmoment_Leiteranschlussdaten_WPD_DE
	Catalogues in PDF-format

WPD 131 1X95/1X95 GY





Weidmüller Interface GmbH & Co. KG
Klingenbergstraße 26
D-32758 Detmold
Germany

www.weidmueller.com



Drawings



Conductor connection data according to IEC 60947-7-1 (Cu)





Input (x1) / Output (x1)	Copper		Aluminum	
				
95 mm²				
70 mm²				
50 mm²	19 Nm	19 Nm	22.8 Nm	22.8 Nm
35 mm²				
25 mm²				
16 mm²	14 Nm	14 Nm		
10 mm²				
max. current with 2 x 95 mm² (acc. to IEC)	464 A		200 A	
Stripping lengths	26 mm			
Allen screw	M14 (SW 6 mm)			

Auxiliary connection



Input (x1) / Output (x1)	Copper	
		
10 mm²		
6 mm²		
4 mm²	1,2 Nm	1,2 Nm
2,5 mm²		
1,5 mm²		
max. current	57 A	
Stripping lengths	10 mm	
screw	M4 (+/- PZ2)	

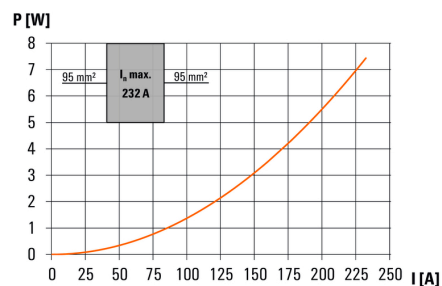
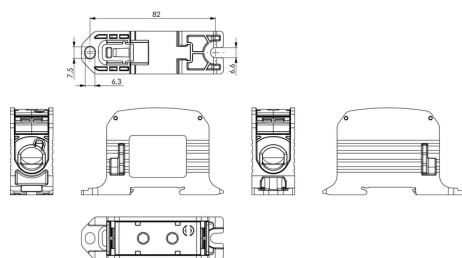
Conductor connection data according to UL 1059 (Al+Cu)

Input (x1) / Output (x1)	Copper		Aluminum	
				
AWG 3/0				
AWG 2/0				
AWG 1/0	200 lb In.	200 lb In.	200 lb In.	123 lb In.
AWG 2				
AWG 4				
AWG 6				
AWG 8				
max. current at 1 x 95 mm² (acc. to UL)	200 A		155 A	
Stripping lengths	26 mm			
Allen screw	M14 (SW 6 mm)			

Auxiliary connection

Input (x1) / Output (x1)	Copper	
		
AWG 8		
AWG 10		
AWG 12	20.3 lb In.	20.3 lb In.
AWG 14		
AWG 16		
max. current	57 A	
Stripping lengths	10 mm	
screw	M4 (+/- PZ2)	



WPD 131 1X95/1X95 GY

Weidmüller Interface GmbH & Co. KG

Klingenbergstraße 26

D-32758 Detmold

Germany

www.weidmueller.com

Accessories

Protective covers



Power feed-in

Our wide range of W-Series terminal blocks with our WPD main line branch terminals, which are optimised to guarantee both convenience and space gains, ensures a secure and convenient connection at the power feed-in.

General ordering data

Type	WPDPC X3 1 GY	Version
Order No.	2503370000	Cover hood (terminal), Wemid
GTIN (EAN)	4050118533330	
Qty.	20 pc(s).	

Blank



The Dekafix (DEK) marker is the universal marker for all conductor and plug-in connectors as well as for electronic sub-assemblies. The system is ideal for short number sequences and covers a wide range of ready-printed markers.

Strips for fast installation in only one work step. The printing is easy to read, rich in contrast and available in various widths.

- Large range of ready-to-use markers
- Strips for fast installation
- Terminal markers, suitable for all Weidmüller cable connectors
- Available as blank MultiCard or with standard printing

For custom printing: Please send us a file of our labeling software M-Print PRO or M-Print PRO Online (without installation) for your labeling specifications.

General ordering data

Type	DEK 5/5 MC NE WS	Version
Order No.	1609801044	Dekafix, Terminal marker, 5 x 5 mm, Pitch in mm (P): 5.00
GTIN (EAN)	4008190397111	Weidmueller, white
Qty.	1,000 pc(s).	

WPD 131 1X95/1X95 GY

Weidmüller Interface GmbH & Co. KG

Klingenbergstraße 26

D-32758 Detmold

Germany

www.weidmueller.com

Accessories

Socket wrench sets

Allen key made from fully hardened, high-alloy chromium-vanadium- steel, acc. to DIN ISO 2936 L (DIN 911), high-quality refined surface.



General ordering data

Type	SK WSD-S 1,5-10,0	Version
Order No.	9008850000	Mounting tool
GTIN (EAN)	4032248266609	
Qty.	1 pc(s).	
Type	SKS 2,0-8,0 MR	Version
Order No.	9008870000	socket wrenches
GTIN (EAN)	4032248266623	
Qty.	1 pc(s).	

Marker holder



The marker holder offer the possibility of additional mounting of standard markers with a pitch of 5 or 5.1 mm. The angled holders can be optionally snapped together and could be mounted in all standard marking channels of the Klippon[®] Connect modular terminal blocks. Fitting marker types could be found under the respective accessories of the designation marking holder.

General ordering data

Type	BZT 1 ZA WS 10/5	Version
Order No.	1805520000	Accessories, Marker holder
GTIN (EAN)	4032248270248	
Qty.	100 pc(s).	
Type	BZT 1 WS 10/5	Version
Order No.	1805490000	Accessories, Marker holder
GTIN (EAN)	4032248270231	
Qty.	100 pc(s).	

Power feed-in Screw connection

W-Series

WPD 131 1X95/1X95 GY



WPD 131

95 mm²

WPD 231

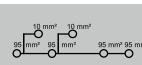
95 mm²

Width / Height / Depth	mm
max. current / max. conductor	A/mm ²
max. clamping range	mm ²

28 / 57 / 93
232 / 95
10...95



47 / 57 / 93
232 / 95
10...95



Technical data

Rated data			
Rated voltage	V		
Rated current	A		
for wire cross-section	95 mm ²	mm ²	
	Auxiliary connection 6 mm ²	mm ²	
Rated impulse withstand voltage / Pollution severity			
Overvoltage category / UL 94 flammability rating			
Approvals			
Clamped conductors (H05V/H07V)			
Solid / Stranded	95 mm ²	mm ²	
	Auxiliary connection 6 mm ²	mm ²	
Flexible with ferrule	95 mm ²	mm ²	
	Auxiliary connection 6 mm ²	mm ²	
Stripping length / Blade size	95 mm ²	mm/-	
	Auxiliary connection 6 mm ²	mm/-	
Tightening torque	Nm		
Note			

IEC 60947-7-1

IEC	UL	CSA	EN 60079-7
1000	1000	1000	880
232	200	200	232
95	AWG 8...3/0	AWG 8...3/0	95
6	AWG 16...8	AWG 16...8	6
8 kV / 3			
III / V-0			

Bemessungsanschluss

10...95 / 10...95
1.5...10 / 1.5...10
16...70
1.5...6
26 / M14 (SW 6)
10 / M4 (+/- PZ2)
siehe Anhang am Kapitelende

IEC 60947-7-1

IEC	UL	CSA	EN 60079-7
1000	1000	1000	880
464	200	200	232
95	AWG 8...3/0	AWG 8...3/0	95
6	AWG 16...8	AWG 16...8	6
8 kV / 3			
III / V-0			

Bemessungsanschluss

10...95 / 10...95
1.5...10 / 1.5...10
16...70
1.5...6
26 / M14 (SW 6)
10 / M4 (+/- PZ2)
siehe Anhang am Kapitelende

B

Ordering data

Version			
	light grey		
	blue		
	green		
	brown		
	black		
Note			

Type	Qty.	Order No.
WPD 131 1X95/1X95 GY	2	2503090000
WPD 131 1X95/1X95 BL	2	2502660000
WPD 131 1X95/1X95 GN	2	2502670000
WPD 131 1X95/1X95 BN	2	2502680000
WPD 131 1X95/1X95 BK	2	2502690000

Type	Qty.	Order No.
WPD 231 2X95/2X95 GY	1	2502700000
WPD 231 2X95/2X95 BL	1	2502710000
WPD 231 2X95/2X95 GN	1	2502720000
WPD 231 2X95/2X95 BN	1	2502730000
WPD 231 2X95/2X95 BK	1	2502740000

Accessories

Protective cover	
	light grey
End bracket	
	grey
	black
Screwdriver	
	SET
Identification systems	

Type	Qty.	Order No.
WPDPC X31 GY	20	2503370000
WEW 35/2 GR 7042	100	1859200000
AEB 35 SC/1 BK	50	2475310000
SK WSD-S 1.5-10,0	1	9008850000
DEK 5/5 MC NE WS	1000	1609801044
WS 8/5 MM WS	800	2007150000

Type	Qty.	Order No.
WPDPC X31 GY	20	2503370000
WEW 35/2 GR 7042	100	1859200000
AEB 35 SC/1 BK	50	2475310000
SK WSD-S 1.5-10,0	1	9008850000
DEK 5/5 MC NE WS	1000	1609801044
WS 8/5 MM WS	800	2007150000

Conductor connection data according to IEC 60947-7-1 (Cu), UL 1059 (AL+Cu)

Product: Connection data according to IEC 60364-5-52, 60364-5-53, 60364-5-54					
Input (x1) / Output (x1)	Copper		Aluminium		
					
95 mm ²	19 Nm		22,6 Nm	22,6 Nm	
70 mm ²					
50 mm ²		19 Nm			
35 mm ²					
25 mm ²					
16 mm ²	14 Nm	14 Nm			
10 mm ²					
max. current with 2 x 95 mm ² (acc. to IEC)	464 A		200 A		
Stripping lengths	26 mm				
Allen screw	M14 (SW 6 mm)				

Input (x1) / Output (x1)	Copper		Aluminium	
	 		 	
AWG 3/0	200Lb In.		200Lb In.	123.9Lb In.
AWG 2/0				
AWG 1/0				
AWG 2				
AWG 4				
AWG 6		200Lb In.		123.9Lb In.
AWG 8				
max. current at 1 x 95 mm ² (acc. to UL)	200 A		155 A	
Stripping lengths	26 mm			
Allen screw	M14 (SW 6 mm)			

Auxiliary connection

	Copper	
		
10 mm ²	1,2 Nm	1,2 Nm
6 mm ²		
4 mm ²		
2.5 mm ²		
1.5 mm ²	57 A	10 mm
max. current		
Stripping lengths		
screw		

	Copper	
		
AWG 8	20.3Lb In.	20.3Lb In.
AWG 10		
AWG 12		
AWG 14		
AWG 16	57 A	10 mm
max. current		
Stripping lengths		
screw		

 Stranded
  Solid
  Flexible with ferrule
  Sector shaped

Diagrams

