

**WPD 132 1X185/1X185 BK****Weidmüller Interface GmbH & Co. KG**

Klingenbergstraße 26

D-32758 Detmold

Germany

[www.weidmueller.com](http://www.weidmueller.com)**Product image**

Klippon® Connect power feed-in terminal blocks WPD allow for an easy and safe installation of aluminium and copper conductors on a small footprint. A power supply or monitoring connection can also be used as an option. Customers can use the power feed-in terminal blocks WPD, regardless of the conductor material. They can be mounted either directly or on DIN rail TS35.

**General ordering data**

Version	Potential distributor terminal, Screw connection, black, 185 mm², 353 A, 1000 V, Number of levels: 1, TS 35, V-O, Wemid
Order No.	<a href="#">2502790000</a>
Type	WPD 132 1X185/1X185 BK
GTIN (EAN)	4050118516616
Qty.	1 pc(s).

## WPD 132 1X185/1X185 BK

Weidmüller Interface GmbH &amp; Co. KG

Klingenbergstraße 26

D-32758 Detmold

Germany

www.weidmueller.com

## Technical data

## Dimensions and weights

Depth	73.5 mm	Depth (inches)	2.894 inch
Height	105 mm	Height (inches)	4.134 inch
Width	37.5 mm	Width (inches)	1.476 inch
Net weight	204 g		

## Temperatures

Storage temperature	-25 °C...55 °C	Continuous operating temp., min.	-50 °C
Continuous operating temp., max.	120 °C		

## Material data

Material	Wemid	Colour	black
UL 94 flammability rating	V-0		

## Rating data IECEx/ATEX

Certificate No. (ATEX)	CNEX18ATEX0016U	Certificate No. (IECEX)	IECEXNEX18.0010U
Max. voltage (ATEX)	1100 V	Current (ATEX)	353 A
Wire cross section max. (ATEX)	185 mm <sup>2</sup>	Max. voltage (IECEX)	1100 V
Current (IECEX)	353 A		

## System specifications

Version	Screw connection	End cover plate required	No
Number of levels	1	Number of clamping points per level	2
Levels cross-connected internally	No	Rail	TS 35

## Additional technical data

Explosion-tested version	Yes	Installation advice	Terminal rail / mounting plate
Type of mounting	Snap-on		

## Conductors for clamping (additional connection)

Connection type, additional connection Screw connection

## Conductors for clamping (rated connection)

Connection cross-section, stranded, max.	185 mm <sup>2</sup>	Type of connection	Screw connection
Wire connection cross section, finely stranded, max.	185 mm <sup>2</sup>	Wire connection cross-section, finely stranded with wire-end ferrules DIN 46228/1, max.	150 mm <sup>2</sup>
Wire connection cross-section, solid core, max.	185 mm <sup>2</sup>		

## General

Installation advice	Terminal rail / mounting plate	Number of poles	1
Rail	TS 35	Standards	IEC 60947-7-1, UL 1059, CSA

## WPD 132 1X185/1X185 BK

Weidmüller Interface GmbH &amp; Co. KG

Klingenbergstraße 26

D-32758 Detmold

Germany

www.weidmueller.com

## Technical data

## Rating data

Rated cross-section	185 mm <sup>2</sup>	Rated voltage	1,000 V
Rated AC voltage	1,000 V	Rated DC voltage	1,000 V
Rated current	353 A	Standards	IEC 60947-7-1, UL 1059, CSA
Volume resistance according to IEC 60947-7-x	0.09 mΩ	Rated impulse withstand voltage	8 kV
Power loss in accordance with IEC 60947-7-x	11.3 W	Short-time withstand current resistance	8/20μs with 50 kA
Pollution severity	3	Surge voltage category	III

## Classifications

ETIM 6.0	EC000897	ETIM 7.0	EC000897
ETIM 8.0	EC000897	ETIM 9.0	EC000897
ECLASS 9.0	27-14-11-20	ECLASS 9.1	27-14-11-20
ECLASS 10.0	27-14-11-20	ECLASS 11.0	27-14-11-20
ECLASS 12.0	27-14-11-20	ECLASS 13.0	27-25-01-19

## Environmental Product Compliance

REACH SVHC	/
RoHS Compliance Status	Compliant without exemption

## Important note

Product information	You will find additional information in the downloadsection of the onlinecatalogue
---------------------	--

## Approvals

Approvals



ROHS	Conform
------	---------

## Downloads

Approval/Certificate/Document of Conformity	<a href="#">UKCA Ex Attestation of Conformity</a> <a href="#">CB Certificate</a> <a href="#">FIMKO certificate</a> <a href="#">CCC Ex Certificate</a> <a href="#">ATEX Certificate</a> <a href="#">IECEX Certificate</a> <a href="#">DNV Certificate</a> <a href="#">UKCA Ex Certificate</a> <a href="#">LMP 23.0563U- WPD (Rev. 0)</a> <a href="#">CE Declaration of Conformity</a> <a href="#">UKCA declaration of conformity</a> <a href="#">Confirmation of Standards EN 45545-2_2020-10</a>
Engineering Data	<a href="#">CAD data – STEP</a>
User Documentation	<a href="#">DATA SHEET WPD 132</a> <a href="#">StorageConditionsTerminalBlocks</a> <a href="#">NTI WPD 132</a> <a href="#">Manual - How to connect aluminum wires in WPD-Terminal blocks</a>
Catalogues	<a href="#">Catalogues in PDF-format</a>

Creation date July 25, 2024 12:30:22 PM CEST

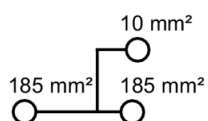
Catalogue status 13.07.2024 / We reserve the right to make technical changes.

## WPD 132 1X185/1X185 BK

**Weidmüller Interface GmbH & Co. KG**  
Klingenbergstraße 26  
D-32758 Detmold  
Germany

[www.weidmueller.com](http://www.weidmueller.com)

## Drawings



## WPD 132 1X185/1X185 BK

Weidmüller Interface GmbH &amp; Co. KG

Klingenbergstraße 26

D-32758 Detmold

Germany

www.weidmueller.com

## Accessories

## Socket wrench sets



Allen key made from fully hardened, high-alloy chromium-vanadium- steel, acc. to DIN ISO 2936 L (DIN 911), high-quality refined surface.

## General ordering data

Type	SK WSD-S 1,5-10,0	Version
Order No.	<a href="#">9008850000</a>	Mounting tool
GTIN (EAN)	4032248266609	
Qty.	1 pc(s).	
Type	SKS 2,0-8,0 MR	Version
Order No.	<a href="#">9008870000</a>	socket wrenches
GTIN (EAN)	4032248266623	
Qty.	1 pc(s).	

## Marker holder



The marker holder offer the possibility of additional mounting of standard markers with a pitch of 5 or 5.1 mm. The angled holders can be optionally snapped together and could be mounted in all standard marking channels of the Klippon® Connect modular terminal blocks. Fitting marker types could be found under the respective accessories of the designation marking holder.

## General ordering data

Type	BZT 1 WS 10/5	Version
Order No.	<a href="#">1805490000</a>	Accessories, Marker holder
GTIN (EAN)	4032248270231	
Qty.	100 pc(s).	
Type	BZT 1 ZA WS 10/5	Version
Order No.	<a href="#">1805520000</a>	Accessories, Marker holder
GTIN (EAN)	4032248270248	
Qty.	100 pc(s).	

## WPD 132 1X185/1X185 BK

Weidmüller Interface GmbH &amp; Co. KG

Klingenbergstraße 26

D-32758 Detmold

Germany

www.weidmueller.com

## Accessories

## Blank



The Dekafix (DEK) marker is the universal marker for all conductor and plug-in connectors as well as for electronic sub-assemblies. The system is ideal for short number sequences and covers a wide range of ready-printed markers.

Strips for fast installation in only one work step. The printing is easy to read, rich in contrast and available in various widths.

- Large range of ready-to-use markers
- Strips for fast installation
- Terminal markers, suitable for all Weidmüller cable connectors
- Available as blank MultiCard or with standard printing

**For custom printing:** Please send us a file of our labeling software M-Print PRO or M-Print PRO Online (without installation) for your labeling specifications.

## General ordering data

Type	DEK 5/5 MC NE WS	Version
Order No.	<a href="#">1609801044</a>	Dekafix, Terminal marker, 5 x 5 mm, Pitch in mm (P): 5.00
GTIN (EAN)	4008190397111	Weidmueller, white
Qty.	1,000 pc(s).	

## Protective covers



## Power feed-in

Our wide range of W-Series terminal blocks with our WPD main line branch terminals, which are optimised to guarantee both convenience and space gains, ensures a secure and convenient connection at the power feed-in.

## General ordering data

Type	WPDPC X32 GY	Version
Order No.	<a href="#">2503380000</a>	Terminal cover, Light Grey, Wemid, Height: 26.03 mm, Width: 30.1 mm, Depth: 72.1 mm, V-0
GTIN (EAN)	4050118533347	
Qty.	12 pc(s).	

## Power feed-in Screw connection

### W-Series

#### WPD 132 1X185/1X185 GY



#### WPD 132

185 mm<sup>2</sup>

#### WPD 232

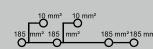
185 mm<sup>2</sup>

Width / Height / Depth	mm
max. current / max. conductor	A/mm <sup>2</sup>
max. clamping range	mm <sup>2</sup>

37,5 / 73,5 / 105  
353 / 185  
25...185



67,6 / 73,5 / 105  
353 / 185  
25...185



### Technical data

Rated data		
Rated voltage	V	
Rated current	A	
for wire cross-section	185 mm <sup>2</sup>	mm <sup>2</sup>
	Auxiliary connection 6 mm <sup>2</sup>	mm <sup>2</sup>
Rated impulse withstand voltage / Pollution severity		
Overvoltage category / UL 94 flammability rating		
Approvals		
Clamped conductors (H05V/H07V)		
Solid / Stranded	185 mm <sup>2</sup>	mm <sup>2</sup>
	Auxiliary connection 6 mm <sup>2</sup>	mm <sup>2</sup>
Flexible with ferrule	185 mm <sup>2</sup>	mm <sup>2</sup>
	Auxiliary connection 6 mm <sup>2</sup>	mm <sup>2</sup>
Stripping length / Blade size	185 mm <sup>2</sup>	mm/-
	Auxiliary connection 6 mm <sup>2</sup>	mm/-
Tightening torque	Nm	
<b>Note</b>		

### IEC 60947-7-1

IEC	UL	CSA	EN 60079-7
1000	1000	1000	1100
353	310	310	353
185	AWG 4...kcmil 350	AWG 4...kcmil 350	185
6	AWG 16...8	AWG 16...8	6
8 kV / 3			
III / V-0			

### Rated connection

95...185 / 95...185
1.5...10 / 1.5...10
25...150
1.5...6
29 / M18 (SW 10)
10 / M4 (+/- PZ2)
see appendix at the end of the chapter

### IEC 60947-7-1

IEC	UL	CSA	EN 60079-7
1000	1000	1000	1100
706	310	310	353
185	AWG 4...kcmil 350	AWG 4...kcmil 350	185
6	AWG 16...8	AWG 16...8	6
8 kV / 3			
III / V-0			

### Rated connection

95...185 / 95...185
1.5...10 / 1.5...10
25...150
1.5...6
29 / M18 (SW 10)
10 / M4 (+/- PZ2)
see appendix at the end of the chapter

B

### Ordering data

Version	
	light grey
	blue
	green
	brown
	black
<b>Note</b>	

Type	Qty.	Order No.
WPD 132 1X185/1X185 GY	1	2502750000
WPD 132 1X185/1X185 BL	1	2502760000
WPD 132 1X185/1X185 GN	1	2502770000
WPD 132 1X185/1X185 BN	1	2502780000
WPD 132 1X185/1X185 BK	1	2502790000

Type	Qty.	Order No.
WPD 232 2X185/2X185 GY	1	2502800000
WPD 232 2X185/2X185 BL	1	2502810000
WPD 232 2X185/2X185 GN	1	2502820000
WPD 232 2X185/2X185 BN	1	2502830000
WPD 232 2X185/2X185 BK	1	2502840000






### Accessories





Protective cover	
	light grey
End bracket	
	grey
	black
Screwdriver	
	SET
Identification systems	

Type	Qty.	Order No.
WPDPC X32 GY	12	2503380000
WEW 35/2 GR 7042	100	1859200000
AEB 35 SC/1 BK	50	2475310000
SK WSD-S 1,5-10,0	1	9008850000
DEK 5/5 MC NE WS	1000	1609801044
WS 8/5 MM WS	800	2007150000



Type	Qty.	Order No.
WPDPC X32 GY	12	2503380000
WEW 35/2 GR 7042	100	1859200000
AEB 35 SC/1 BK	50	2475310000
SK WSD-S 1,5-10,0	1	9008850000
DEK 5/5 MC NE WS	1000	1609801044
WS 8/5 MM WS	800	2007150000




## Conductor connection data according to IEC 60947-7-1 (Cu), UL 1059 (AL+Cu)



Input (x1) / Output (x1)	Copper			Aluminium	
					
185 mm <sup>2</sup>	25 Nm	25 Nm		30,9 Nm	30,9 Nm
150 mm <sup>2</sup>					
120 mm <sup>2</sup>					
95 mm <sup>2</sup>					
70 mm <sup>2</sup>		20 Nm			
50 mm <sup>2</sup>					
35 mm <sup>2</sup>					
25 mm <sup>2</sup>					
Flat band 10x15,5x0,8 mm			30,9 Nm		
max. current with 2 x 185 mm <sup>2</sup> (acc. to IEC)	706 A			284 A	
Stripping lengths	29 mm				
Allen screw	M18 (SW 10 mm)				

Input (x1) / Output (x1)	Copper		Aluminium	
				
350 kcmil	250Lb In.		398Lb In.	398Lb In.
300 kcmil		250Lb In.		
250 kcmil				
AWG 3/0				
AWG 2/0		200Lb In.		
AWG 1/0				
AWG 2				
AWG 4				
max. current with 1 x 185 mm <sup>2</sup> (acc. to UL)	310 A		250 A	
Stripping lengths	29 mm			
Allen screw	M18 (SW 10 mm)			

## Auxiliary connection

Copper		
		
10 mm <sup>2</sup>	1,2 Nm	
6 mm <sup>2</sup>		
4 mm <sup>2</sup>		1,2 Nm
2.5 mm <sup>2</sup>		
1.5 mm <sup>2</sup>		
max. current	57 A	
Stripping lengths	10 mm	
screw	M4 (+/-PZ2)	

Copper		
	 	
AWG 8	20.3Lb In.	
AWG 10		20.3Lb In.
AWG 12		
AWG 14		
AWG 16		
max. current	57 A	
Stripping lengths	10 mm	
screw	M4 (+/- PZ2)	

 Stranded
  Solid
  Flexible with ferrule
  Sector shaped
  Flat band

## Diagrams

