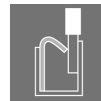


**ACT20P-2CI-2CO-12-P****Weidmüller Interface GmbH & Co. KG**

Klingenbergstraße 26

D-32758 Detmold

Germany

[www.weidmueller.com](http://www.weidmueller.com)**Product image****ACT20P: The flexible solution**

- Precise and highly functional signal converters
- Release levers simplify handling

**General ordering data**

Version	Signal converter/insulator, Input : 2 x 0(4) - 20 mA, Output : 2 x 4-20 mA, Signal converter/isolator, HART®
Order No.	<a href="#">2489730000</a>
Type	ACT20P-2CI-2CO-12-P
GTIN (EAN)	4050118535174
Qty.	1 pc(s).

**ACT20P-2CI-2CO-12-P****Weidmüller Interface GmbH & Co. KG**

Klingenbergstraße 26

D-32758 Detmold

Germany

www.weidmueller.com

**Technical data****Dimensions and weights**

Depth	113.7 mm	Depth (inches)	4.476 inch
Height	127.1 mm	Height (inches)	5.004 inch
Width	12.5 mm	Width (inches)	0.492 inch
Net weight	130 g		

**Temperatures**

Storage temperature	-40 °C...85 °C	Operating temperature	-20 °C...60 °C
Humidity at operating temperature	0...95 % (no condensation)	Humidity	5...95 %, no condensation

**Probability of failure**

SIL in compliance with IEC 61508	None
----------------------------------	------

**Input**

Input current	0...20 mA, 4...20mA	Input signal	HART signal® bidirectional
Input voltage	≤ 28 V DC	Number of inputs	2
Sensor	4-wire sensor (with own power supply)	Voltage drop	≤ 1 V

**Output**

Load impedance current	<300 Ω, per channel	Number of outputs	2
Output current	0...20 mA (if input: 0...20 mA), 4...20 mA (if input: 4...20 mA), HART® digital signal	Type	active, connected control must be passive

**General data**

Accuracy	<0.1 % of end value	Configuration	none
Current consumption	≤100 mA (24V power supply, 20mA output)	Galvanic isolation	3-way isolator, between input/output/supply
Protection degree	IP20	Rail	TS 35
Step response time	≤ 0,5 ms	Temperature coefficient	80 ppm/K
Voltage supply	20...30 V DC		

**Insulation coordination**

EMC standards	EN 61326-1, EN 61000-6-4, EN 61000-6-2	Galvanic isolation	3-way isolator, between input/output/supply
Impulse withstand voltage	4 kV (1.2/50 µs)	Insulation voltage	2 kV inputs / outputs / power supply
Pollution severity	2	Surge voltage category	III
Test voltage	0.3 kV		

**Data for Ex applications (ATEX)**

Marking	II 3 G Ex ec IIC T5 Gc
---------	------------------------

**ACT20P-2CI-2CO-12-P****Weidmüller Interface GmbH & Co. KG**

Klingenbergstraße 26

D-32758 Detmold

Germany

www.weidmueller.com

**Technical data****Connection data**

Type of connection	PUSH IN	Tightening torque, min.	0.4 Nm
Tightening torque, max.	0.6 Nm	Clamping range, rated connection	2.5 mm <sup>2</sup>
Clamping range, min.	0.5 mm <sup>2</sup>	Clamping range, max.	2.5 mm <sup>2</sup>
Wire connection cross section AWG, min.	AWG 26	Wire connection cross section AWG, max.	AWG 14
Wire cross-section, solid, min.	0.2 mm <sup>2</sup>	Wire cross-section, solid, max.	2.5 mm <sup>2</sup>
Wire connection cross section, finely stranded, min.	0.5 mm <sup>2</sup>	Wire connection cross section, finely stranded, max.	2.5 mm <sup>2</sup>
Wire connection cross-section, finely stranded with wire-end ferrules DIN 46228/4, min.	0.5 mm <sup>2</sup>	Wire connection cross-section, finely stranded with wire-end ferrules DIN 46228/4, max.	2.5 mm <sup>2</sup>

**Classifications**


ETIM 6.0	EC002653	ETIM 7.0	EC002653
ETIM 8.0	EC002653	ETIM 9.0	EC002653
ECLASS 9.0	27-21-01-20	ECLASS 9.1	27-21-01-20
ECLASS 10.0	27-21-01-20	ECLASS 11.0	27-21-01-20
ECLASS 12.0	27-21-01-20	ECLASS 13.0	27-21-01-20

**Environmental Product Compliance**

REACH SVHC	Lead 7439-92-1
SCIP	2f6dd957-421a-46db-a0c2-cf1609156924

**Approvals**

Approvals



Approvals	CULUS;
ROHS	Conform
UL File Number Search	UL Website
Certificate no. (cULus)	E469563
Certificate no. (cULusEX)	E338066

**Downloads**

Approval/Certificate/Document of Conformity	<a href="#">IECEX Certification</a> <a href="#">ATEX Certification</a> <a href="#">UL Certification (hazardous location)</a> <a href="#">UL Certification (US-CAN)</a> <a href="#">Declaration of Conformity</a>
Engineering Data	<a href="#">CAD data – STEP</a>
User Documentation	<a href="#">Instruction sheet</a>
Catalogues	<a href="#">Catalogues in PDF-format</a>

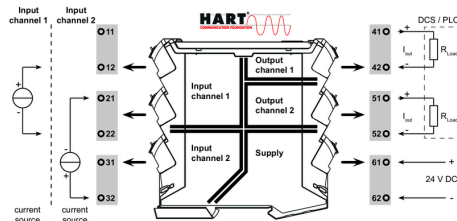
## ACT20P-2CI-2CO-12-P

**Weidmüller Interface GmbH & Co. KG**  
Klingenbergstraße 26  
D-32758 Detmold  
Germany

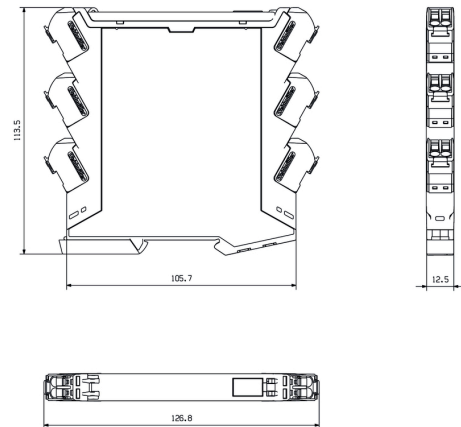
[www.weidmueller.com](http://www.weidmueller.com)

## Drawings

### Connection diagram



### Dimensioned drawing



### Similar to illustration



### PUSH IN technology

