

ACT20-FEED-IN-PRO-P**Weidmüller Interface GmbH & Co. KG**

Klingenbergstraße 26

D-32758 Detmold

Germany

www.weidmueller.com

Product image, Similar to illustration

Power supply adapter modules for separate supply and distribution of the supply voltage: for the ACT20 series/MICROSERIES signal converters.

The 22.5/6.1 mm wide power-feed modules are mounted directly adjacent to the analogue signal converters. Then the 24 VDC supply voltage is optionally bridged via the CH20M (ACT20-series) rail bus or simply bridged over using the pluggable ZQV 4N (MICROSERIES) cross-connectors.

The ACT20-Feed-In-PRO-S can also detect faults coming from any of the devices mounted on the CH20 bus mounting profile.

In the event of an error or fault, the integrated status relay sends a common alarm to the external controller. In addition, two power supply units (as primary and backup supply) can be connected to the ACT20 Feed-In PRO-S. Two feed-in modules mounted to the CH20 bus mounting profile guarantee a 100% redundant power supply.

Three LEDs are used to show the status of the power supply and error messages.

The ACT20M-Feed-In PRO can also be used in Ex zone2 / Division2 applications.

General ordering data

Version	Supply module, Distributes supply voltage to rail bus, Optional connection of backup supply
Order No.	2456870000
Type	ACT20-FEED-IN-PRO-P
GTIN (EAN)	4050118471809
Qty.	1 pc(s).

ACT20-FEED-IN-PRO-P**Weidmüller Interface GmbH & Co. KG**

Klingenbergstraße 26

D-32758 Detmold

Germany

www.weidmueller.com

Technical data**Dimensions and weights**

Depth	113.6 mm	Depth (inches)	4.472 inch
Height	117.2 mm	Height (inches)	4.614 inch
Width	22.5 mm	Width (inches)	0.886 inch
Net weight	173 g		

Temperatures

Storage temperature	-20 °C...85 °C	Ambient temperature	-20...+60 °C
Humidity	40 °C / 95 % rel. humidity, no condensation		

Probability of failure

SIL in compliance with IEC 61508	None
----------------------------------	------

Input

Backup power supply	21.6...26.4 V DC	Input current	max. 4 A
Input voltage	21.6...26.4 V DC	Number of inputs	2
Supply voltage (input)	21.6...26.4 V DC	Trigger level for the power supply	Fault <21 V DC

Output

Number of outputs	1	Output current	Equivalent to input current, max. 4 A
Output power	96 W	Output voltage, note	Input voltage -0.5 V DC / 4 A
Supply voltage (output)	24 V DC		

Output (digital)

AC power, max.	500 VA / 60 W	Alarm function	Device error, Failure of power supply, backup power supply
Continuous current	2 A	Max. switching voltage, AC	250 V
Type	Relay, 1 CO contact		

General data

Configuration	none	Power consumption	<2 W
Protection degree	IP20	Rail	TS 35, CH20M Bus
Voltage supply	21.6...26.4 V DC		

Insulation coordination

EMC standards	EN 61326-1
---------------	------------

ACT20-FEED-IN-PRO-P

Weidmüller Interface GmbH & Co. KG

Klingenbergstraße 26

D-32758 Detmold

Germany

www.weidmueller.com

Technical data

Connection data

Type of connection	PUSH IN	Tightening torque, min.	0.4 Nm
Tightening torque, max.	0.6 Nm	Clamping range, rated connection	2.5 mm ²
Clamping range, min.	0.5 mm ²	Clamping range, max.	2.5 mm ²
Wire connection cross section AWG, min.	AWG 26	Wire connection cross section AWG, max.	AWG 14
Wire cross-section, solid, min.	0.2 mm ²	Wire cross-section, solid, max.	2.5 mm ²
Wire connection cross section, finely stranded, min.	0.2 mm ²	Wire connection cross section, finely stranded, max.	2.5 mm ²
Wire connection cross-section, finely stranded with wire-end ferrules DIN 46228/4, min.	0.2 mm ²	Wire connection cross-section, finely stranded with wire-end ferrules DIN 46228/4, max.	2.5 mm ²

Classifications

ETIM 6.0	EC001600	ETIM 7.0	EC001600
ETIM 8.0	EC001600	ETIM 9.0	EC001600
ECLASS 9.0	27-24-26-10	ECLASS 9.1	27-24-26-10
ECLASS 10.0	27-24-26-10	ECLASS 11.0	27-24-26-10
ECLASS 12.0	27-24-26-10	ECLASS 13.0	27-24-26-10

Environmental Product Compliance

REACH SVHC	Lead 7439-92-1
SCIP	2f6dd957-421a-46db-a0c2-cf1609156924
RoHS Compliance Status	Compliant with exemption
RoHS Exemption (if applicable/known)	7a, 7cl

Approvals

Approvals



ROHS	Conform
UL File Number Search	UL Website
Certificate no. (cULus)	E337701

Downloads

Approval/Certificate/Document of Conformity	Application notes – Certification ATEX Library and function block – Certification IECEx Application notes – Certification UL Application notes – Declaration of Conformity
Engineering Data	CAD data – STEP
User Documentation	Device description – Instruction sheet
Catalogues	Catalogues in PDF-format

ACT20-FEED-IN-PRO-P

Weidmüller Interface GmbH & Co. KG
Klingenbergstraße 26
D-32758 Detmold
Germany

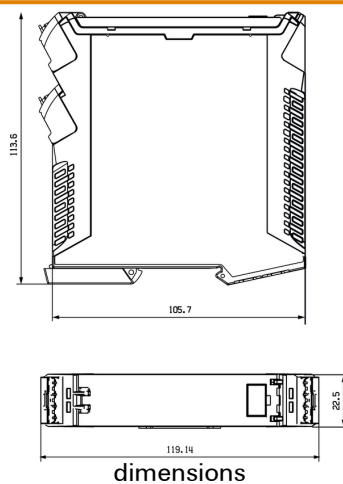
www.weidmueller.com

Drawings



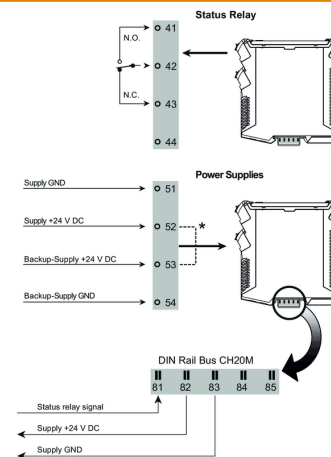


application example

Similar to illustration, Dimensioned drawing



Connection diagram



ACT20-FEED-IN-PRO-P**Weidmüller Interface GmbH & Co. KG**

Klingenbergstraße 26

D-32758 Detmold

Germany

www.weidmueller.com**Accessories****Blank**

ESG is the tried-and-tested marker in MultiCard format for use on many well-known electrical devices. The result is high-quality device marking with a high-contrast appearance.

Various types are available for devices from manufacturers like Siemens, ABB, Beckhoff etc.

Advantages at a glance:

- Tags for universal usage, self-adhesive or clip-on tags, depending on type
- For aligned equipment, e.g. circuit breakers, we supply ESG markers for clipping onto tag rails
- Individual laser-quality printing according to specifications

For custom printing: Please send us a file of our labeling software M-Print PRO or M-Print PRO Online (without installation) for your labeling specifications.

General ordering data

Type	ESG 8/13.5/43.3 SAI AU	Version
Order No.	1912130000	ESG, Device markers x 13.5 mm, PA 66, Colour: Transparent
GTIN (EAN)	4032248541164	
Qty.	5 pc(s).	

ACT20-FEED-IN-PRO-P**Weidmüller Interface GmbH & Co. KG**

Klingenbergstraße 26

D-32758 Detmold

Germany

www.weidmueller.com**Accessories****Blank**

ESG is the tried-and-tested marker in MultiCard format for use on many well-known electrical devices. The result is high-quality device marking with a high-contrast appearance.

Various types are available for devices from manufacturers like Siemens, ABB, Beckhoff etc.

Advantages at a glance:

- Tags for universal usage, self-adhesive or clip-on tags, depending on type
- For aligned equipment, e.g. circuit breakers, we supply ESG markers for clipping onto tag rails
- Individual laser-quality printing according to specifications

For custom printing: Please send us a file of our labeling software M-Print PRO or M-Print PRO Online (without installation) for your labeling specifications.

General ordering data

Type	ESG 6.6/20 BHZ 5.00/04	Version
Order No.	1082540000	ESG, Device markers x 20 mm, PA 66, Colour: white
GTIN (EAN)	4032248845439	
Qty.	200 pc(s).	

ACT20-FEED-IN-PRO-P

Weidmüller Interface GmbH & Co. KG
Klingenbergstraße 26
D-32758 Detmold
Germany

www.weidmueller.com

Accessories

CH20M BUS SET - Kit

**The integrated rail bus for the modular electronics housing system**

When supplying, connecting or distributing within modular applications, the rail bus can replace the tedious individual wiring process with a flexible and uninterrupted system-wide solution.

The system bus is securely integrated within the 35-mm standard mounting rail. The SMD-bus contact block can be reflow-soldered so that it can be completely automatically processed during the component assembly. The resistant, gold-plated contact surfaces ensure a permanent and reliable contact for all housing widths.

- **Unlimited scalability** The integrated connection solution covers all system widths: from the 6-mm slice to the 67-mm large-area housing.
- **Easy to service during installation** It's easy to replace a module, even in existing modules groups – without any influence on the neighbouring modules.
- **Universal integration** The uninterrupted system bus is securely integrated within the 35-mm standard mounting rail.
- **Maximum availability** Five fully-galvanized and partially gold-plated twin-arched contacts are used to establish a permanent contact to the rail bus. THR solder flanges ensure that the connection to the circuit board is stable.

General ordering data

Type	SET CH20M BUS 250MM TS ...	Version
Order No.	1335150000	OMNIMATE Housing - series CH20M, Length: 250 mm, Width: 25.1
GTIN (EAN)	4050118138382	mm
Qty.	1 pc(s).	

Type	SET CH20M BUS 250MM TS ...	Version
Order No.	1335140000	OMNIMATE Housing - series CH20M, Length: 250 mm, Width: 25.1
GTIN (EAN)	4050118138375	mm
Qty.	1 pc(s).	