

**ACT20P-BRIDGE-P****Weidmüller Interface GmbH & Co. KG**

Klingenbergstraße 26

D-32758 Detmold

Germany

[www.weidmueller.com](http://www.weidmueller.com)**Product image, Similar to illustration****ACT20P: The flexible solution**

- Precise and highly functional signal converters
- Release levers simplify handling

**General ordering data**

Version	Measuring bridge converter, Input : Resistance measuring bridge, Output : 0(4)-20 mA, 0-10 V
Order No.	<a href="#">2456820000</a>
Type	ACT20P-BRIDGE-P
GTIN (EAN)	4050118471762
Qty.	1 pc(s).

**ACT20P-BRIDGE-P****Weidmüller Interface GmbH & Co. KG**

Klingenbergstraße 26

D-32758 Detmold

Germany

www.weidmueller.com

**Technical data****Dimensions and weights**

Depth	113.6 mm	Depth (inches)	4.472 inch
Height	127.1 mm	Height (inches)	5.004 inch
Width	22.5 mm	Width (inches)	0.886 inch
Net weight	205 g		

**Temperatures**

Storage temperature	-40 °C...85 °C	Operating temperature	-20 °C...60 °C
Humidity at operating temperature	0...95 % (no condensation)	Humidity	10...90 %, no condensation

**Probability of failure**

SIL in compliance with IEC 61508	None
----------------------------------	------

**Input**

Bridge sensitivity	1.0 mV / V to 5.0 mV / V	Bridge supply voltage	5 V or 10 V
Input signal	±10 mV / ±20 mV / ±30 mV / ±50 mV	Number of inputs	1
Sensor	Strain gauge resistance, Resistance measurement, Total resistance of all parallel resistance measuring bridges: min. 87 Ω	Sensor supply	120 mA @ 10 V (= 4 x 350 Ω bridge resistors)

**Output**

Load impedance current	≤ 600 Ω	Output current	0...22 mA (adjustable)
Output voltage, note	0...11 V (adjustable)	Type	active, connected control must be passive
load impedance voltage	600 Ω		

**General data**

Accuracy	<0.05 % of measuring range	Configuration	DIP switch and button
Linearity	Typically ± 0.05 % of signal range	Long-term drift	0.1 % / 10.000 h
Power consumption	3 W @ 24 V DC	Protection degree	IP20
Rail	TS 35	Step response time	<400 ms (10...90 %)
Temperature coefficient	typ. 0.005 % / °C	Voltage supply	10...60 V DC

**Insulation coordination**

EMC standards	EN 61326	Insulation voltage	5.7 kV (input / output, input / supply)
Pollution severity	2	Rated voltage	300 V
Surge voltage category	III		

## ACT20P-BRIDGE-P

Weidmüller Interface GmbH &amp; Co. KG

Klingenbergstraße 26

D-32758 Detmold

Germany

www.weidmueller.com

## Technical data

## Connection data

Type of connection	PUSH IN	Tightening torque, min.	0.4 Nm
Tightening torque, max.	0.6 Nm	Clamping range, rated connection	2.5 mm <sup>2</sup>
Clamping range, min.	0.5 mm <sup>2</sup>	Clamping range, max.	2.5 mm <sup>2</sup>
Wire connection cross section AWG, min.	AWG 26	Wire connection cross section AWG, max.	AWG 14
Wire cross-section, solid, min.	0.2 mm <sup>2</sup>	Wire cross-section, solid, max.	2.5 mm <sup>2</sup>
Wire connection cross section, finely stranded, min.	0.2 mm <sup>2</sup>	Wire connection cross section, finely stranded, max.	2.5 mm <sup>2</sup>
Wire connection cross-section, finely stranded with wire-end ferrules DIN 46228/4, min.	0.2 mm <sup>2</sup>	Wire connection cross-section, finely stranded with wire-end ferrules DIN 46228/4, max.	2.5 mm <sup>2</sup>

## Classifications

ETIM 6.0	EC002653	ETIM 7.0	EC002653
ETIM 8.0	EC002653	ETIM 9.0	EC002653
ECLASS 9.0	27-21-01-20	ECLASS 9.1	27-21-01-20
ECLASS 10.0	27-21-01-20	ECLASS 11.0	27-21-01-20
ECLASS 12.0	27-21-01-20	ECLASS 13.0	27-21-01-20


## Environmental Product Compliance

REACH SVHC	Lead 7439-92-1
SCIP	2f6dd957-421a-46db-a0c2-cf1609156924

## Important note

Product information	<p>The ACT20P-BRIDGE-P bridge measuring transducer converts measuring bridge voltages into standard signals. Buttons are used for adjustment to the measuring bridge connected. The bridge measuring transducer can supply up to 4 parallel-connected measuring bridges each with 350 Ω. The device supports simple compensation of the tare weight with a separate input for an external button or an external PLC signal. The power supply is galvanically isolated from input and output (3-way isolation).T</p> <p>Features</p> <ul style="list-style-type: none"> <li>• 4-wire and 6-wire measurement</li> <li>• Supply of up to 4 parallel-connected measuring bridges each with 350 Ω</li> <li>• Input and output ranges can be adjusted via DIP switches</li> <li>• Tare compensation via external button or PLC signal</li> <li>• Front LED indicates operation status</li> <li>• 3-way galvanic isolation between input, output and power supply</li> </ul>
---------------------	---

## Approvals

Approvals	
Approvals	CULUS;
ROHS	Conform

## ACT20P-BRIDGE-P

**Weidmüller Interface GmbH & Co. KG**

Klingenbergstraße 26

D-32758 Detmold

Germany

[www.weidmueller.com](http://www.weidmueller.com)

## Technical data

### Downloads

Approval/Certificate/Document of Con-  
formity

[Declaration of Conformity](#)

Engineering Data

[CAD data – STEP](#)

Software

[DIP switch configuration tool](#)

User Documentation

[Quickstart guide german](#)

[Instruction sheet](#)

[Quickstart guide english](#)

Catalogues

[Catalogues in PDF-format](#)

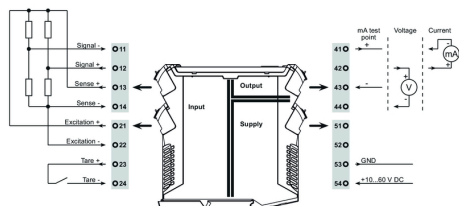
## ACT20P-BRIDGE-P

**Weidmüller Interface GmbH & Co. KG**  
 Klingenbergstraße 26  
 D-32758 Detmold  
 Germany

www.weidmueller.com

## Drawings

## Electric symbol

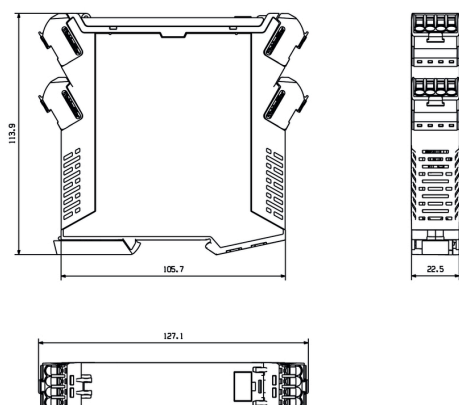


## DIP switch setting

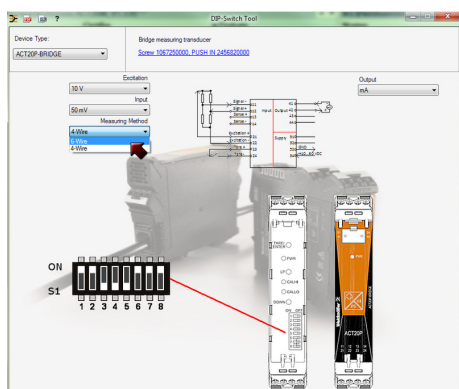
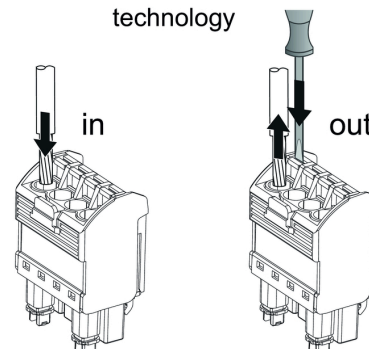
DIP switch								
Excitation	1	2	3	4	5	6	7	8
10 V	■							
5 V		■						
Output	1	2	3	4	5	6	7	8
mA		■						
V			■					
Input span	1	2	3	4	5	6	7	8
10 mV			■					
20 mV				■				
30 mV					■			
50 mV						■		
Measuring method	1	2	3	4	5	6	7	8
4-wire							■	■
6-wire								

■ = ON

## Dimensioned drawing, Similar to illustration



## PUSH IN technology



example for DIP switch setting (with ACT20 tool)

**ACT20P-BRIDGE-P****Weidmüller Interface GmbH & Co. KG**

Klingenbergstraße 26

D-32758 Detmold

Germany

[www.weidmueller.com](http://www.weidmueller.com)**Accessories****Blank**

ESG is the tried-and-tested marker in MultiCard format for use on many well-known electrical devices. The result is high-quality device marking with a high-contrast appearance.

Various types are available for devices from manufacturers like Siemens, ABB, Beckhoff etc.

Advantages at a glance:

- Tags for universal usage, self-adhesive or clip-on tags, depending on type
- For aligned equipment, e.g. circuit breakers, we supply ESG markers for clipping onto tag rails
- Individual laser-quality printing according to specifications

**For custom printing:** Please send us a file of our labeling software M-Print PRO or M-Print PRO Online (without installation) for your labeling specifications.

**General ordering data**


Type	ESG 6.6/20 BHZ 5.00/04	Version
Order No.	<a href="#">1082540000</a>	ESG, Device markers x 20 mm, PA 66, Colour: white
GTIN (EAN)	4032248845439	
Qty.	200 pc(s).	

**ACT20P-BRIDGE-P****Weidmüller Interface GmbH & Co. KG**

Klingenbergstraße 26

D-32758 Detmold

Germany

[www.weidmueller.com](http://www.weidmueller.com)**Accessories****Blank**

ESG is the tried-and-tested marker in MultiCard format for use on many well-known electrical devices. The result is high-quality device marking with a high-contrast appearance.

Various types are available for devices from manufacturers like Siemens, ABB, Beckhoff etc.

Advantages at a glance:

- Tags for universal usage, self-adhesive or clip-on tags, depending on type
- For aligned equipment, e.g. circuit breakers, we supply ESG markers for clipping onto tag rails
- Individual laser-quality printing according to specifications

**For custom printing:** Please send us a file of our labeling software M-Print PRO or M-Print PRO Online (without installation) for your labeling specifications.

**General ordering data**

Type	ESG 8/13.5/43.3 SAI AU	Version
Order No.	<a href="#">1912130000</a>	ESG, Device markers x 13.5 mm, PA 66, Colour: Transparent
GTIN (EAN)	4032248541164	
Qty.	5 pc(s).	