


WDTR 2.5**Weidmüller Interface GmbH & Co. KG**

Klingenbergstraße 26

D-32758 Detmold

Germany

www.weidmueller.com

In some applications it makes sense to add a test point or a disconnect element to the feed through terminal for testing and safety purposes. With test disconnect terminals you measure electric circuits in the absence of voltage. While the disconnecting points clearance and creepage distance is not assessed in dimensional terms, the specified rated impulse voltage strength must be proven.

General ordering data

Version	Test-disconnect terminal, Screw connection, 2.5 mm², 500 V, 17 A, Pivoting, Cross-disconnect: without, TS 32, TS 35, dark beige
Order No.	2456000000
Type	WDTR 2.5
GTIN (EAN)	4050118515275
Qty.	25 pc(s).

WDTR 2.5

Weidmüller Interface GmbH & Co. KG

Klingenbergstraße 26

D-32758 Detmold

Germany

www.weidmueller.com

Technical data

Dimensions and weights

Depth	65 mm	Depth (inches)	2.559 inch
Height	94 mm	Height (inches)	3.701 inch
Width	6.15 mm	Width (inches)	0.242 inch
Net weight	22.76 g		

Temperatures

Storage temperature	-25 °C...55 °C	Continuous operating temp., min.	-50 °C
Continuous operating temp., max.	120 °C		

Material data

Material	Wemid	Colour	dark beige
UL 94 flammability rating	V-0		

System specifications

End cover plate required	No	Number of potentials	2
Number of levels	2	Number of clamping points per level	2
Levels cross-connected internally	No	Rail	TS 32, TS 35
N-function	No	PE function	No
PEN function	No		

Additional technical data

Explosion-tested version	No	Open sides	closed
Type of mounting	Snap-on		

CSA rating data

Certificate No. (CSA)	12400-377	Conductor size Factory wiring max. (CSA)	12 AWG
Conductor size Factory wiring min. (CSA)	26 AWG	Conductor size Field wiring max. (CSA)	12 AWG
Conductor size Field wiring min. (CSA)	26 AWG	Current size B (CSA)	17 A
Current size D (CSA)	10 A	Voltage size B (CSA)	300 V
Voltage size D (CSA)	300 V		

Conductors for clamping (additional connection)

Connection type, additional connection Screw connection

WDTR 2.5

Weidmüller Interface GmbH & Co. KG

Klingenbergstraße 26

D-32758 Detmold

Germany

www.weidmueller.com

Technical data

Conductors for clamping (rated connection)

Blade size	0.6 x 3.5 mm	Clamping range, max.	4 mm ²
Clamping range, min.	0.05 mm ²	Connection cross-section, stranded, max.	4 mm ²
Connection cross-section, stranded, min.	1.5 mm ²	Connection direction	on side
Gauge to IEC 60947-1	A3	Number of connections	4
Stripping length	8 mm	Tightening torque, max.	0.6 Nm
Tightening torque, min.	0.5 Nm	Type of connection	Screw connection
Type of connection 2	Screw connection	Wire connection cross section AWG, max.	AWG 12
Wire connection cross section AWG, min.	AWG 30	Wire connection cross section, finely stranded, max.	2.5 mm ²
Wire connection cross section, finely stranded, min.	0.5 mm ²	Wire connection cross-section, finely stranded with wire-end ferrules DIN 46228/1, max.	2.5 mm ²
Wire connection cross-section, finely stranded with wire-end ferrules DIN 46228/1, min.	0.5 mm ²	Wire connection cross-section, finely stranded with wire-end ferrules DIN 46228/4, max.	2.5 mm ²
Wire connection cross-section, finely stranded with wire-end ferrules DIN 46228/4, min.	0.5 mm ²	Wire connection cross-section, solid core, max.	4 mm ²
Wire connection cross-section, solid core, min.	0.5 mm ²		

Disconnect terminals

Cross-disconnect	without	Slitting	Pivoting
------------------	---------	----------	----------

General

Rail	TS 32, TS 35	Standards	IEC 60947-7-1
Wire connection cross section AWG, max.	AWG 12	Wire connection cross section AWG, min.	AWG 30

Rating data

Rated cross-section	2.5 mm ²	Rated voltage	500 V
Rated DC voltage	500 V	Rated current	17 A
Current at maximum wires	17 A	Standards	IEC 60947-7-1
Volume resistance according to IEC 60947-7-x	1.33 mΩ	Rated impulse withstand voltage	6 kV
Power loss in accordance with IEC 60947-7-x	0.77 W	Pollution severity	3
Surge voltage category	III		

UL rating data

Certificate No. (cURus)	E60693	Conductor size Factory wiring max. (cURus)	12 AWG
Conductor size Factory wiring min. (cURus)	30 AWG	Conductor size Field wiring max. (cURus)	12 AWG
Conductor size Field wiring min. (cURus)	30 AWG	Current size B (cURus)	20 A
Current size C (cURus)	20 A	Current size D (cURus)	10 A
Voltage size B (cURus)	300 V	Voltage size C (cURus)	150 V
Voltage size D (cURus)	300 V		

WDTR 2.5

Weidmüller Interface GmbH & Co. KG

Klingenbergstraße 26

D-32758 Detmold

Germany

www.weidmueller.com

Technical data

Classifications

ETIM 6.0	EC000902	ETIM 7.0	EC000902
ETIM 8.0	EC000902	ETIM 9.0	EC000902
ECLASS 9.0	27-14-11-26	ECLASS 9.1	27-14-11-26
ECLASS 10.0	27-14-11-26	ECLASS 11.0	27-14-11-26
ECLASS 12.0	27-14-11-26	ECLASS 13.0	27-25-01-09

Environmental Product Compliance

REACH SVHC	Lead 7439-92-1
SCIP	c6099607-b1cd-4fc8-8f5b-8c2defa73093

Approvals

Approvals



ROHS	Conform
UL File Number Search	UL Website
Certificate No. (cURus)	E60693

Downloads

Approval/Certificate/Document of Conformity	CE Declaration of Conformity UKCA declaration of conformity Confirmation of Standards EN 45545-2_2020-10
Engineering Data	CAD data – STEP
Catalogues	Catalogues in PDF-format

WDTR 2.5

Weidmüller Interface GmbH & Co. KG

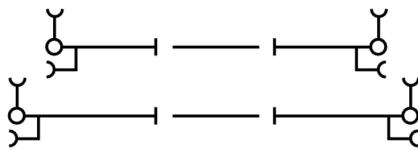
Klingenbergstraße 26

D-32758 Detmold

Germany

www.weidmueller.com

Drawings



WDTR 2.5

Weidmüller Interface GmbH & Co. KG

Klingenbergstraße 26

D-32758 Detmold

Germany

www.weidmueller.com

Accessories

W-Series



Weidmüller's range of products includes end brackets that guarantee a permanent, reliable mounting on the terminal rail and prevent sliding. Versions with and without screws are available. The end brackets include marking options, also for group markers, and also a test plug holder.

General ordering data

Type	WEW 35/1	Version
Order No.	1059000000	End bracket, Wemid, dark beige, Rail: TS 35, when screwed in
GTIN (EAN)	4008190172282	
Qty.	50 pc(s).	

Blank



WS markers are the perfect match for the W-series connectors. Thanks to their system compatibility, the WS tags can also be used with the I-series and the Z-series. The large marking surfaces do not only permit long character strings but also multi-line text. WS markers are ideal for labels with long, customised character strings. Thanks to the proven MultiCard format, printing with PrintJet CONNECT oder/or Plotter is possible.

- Can be fitted in strips or individually
- Markers in proven MultiCard format

For custom printing: Please send us a file of our labeling software M-Print PRO or M-Print PRO Online (without installation) for your labeling specifications.

General ordering data

Type	WS 8/5 MC NE WS	Version
Order No.	1640740000	WS, Terminal marker, 8 x 5 mm, Pitch in mm (P): 5.00 Weidmueller,
GTIN (EAN)	4008190279103	Allen-Bradley, white
Qty.	720 pc(s).	

WDTR 2.5**Weidmüller Interface GmbH & Co. KG**

Klingenbergstraße 26

D-32758 Detmold

Germany

www.weidmueller.com**Accessories****Slotted screwdriver**

VDE insulated slot-head screwdriver, SDI DIN 7437, ISO 2380/2, drive output acc. to DIN 5264, ISO 2380/1. SoftFinish grip

General ordering data

Type	SDIZ 0.6X3.5X100	Version
Order No.	9008450000	Screwdriver, Blade width (B): 3.5 mm, Blade length: 100 mm, Blade
GTIN (EAN)	4032248056446	thickness (A): 0.6 mm
Qty.	1 pc(s).	

Blank

The Dekafix (DEK) marker is the universal marker for all conductor and plug-in connectors as well as for electronic sub-assemblies. The system is ideal for short number sequences and covers a wide range of ready-printed markers.

Strips for fast installation in only one work step. The printing is easy to read, rich in contrast and available in various widths.

- Large range of ready-to-use markers
- Strips for fast installation
- Terminal markers, suitable for all Weidmüller cable connectors
- Available as blank MultiCard or with standard printing

For custom printing: Please send us a file of our labeling software M-Print PRO or M-Print PRO Online (without installation) for your labeling specifications.

General ordering data

Type	DEK 5/6 MC NE WS	Version
Order No.	1609820000	Dekafix, Terminal marker, 5 x 6 mm, Pitch in mm (P): 6.00
GTIN (EAN)	4008190203436	Weidmueller, white
Qty.	1,000 pc(s).	

WDTR 2.5

Weidmüller Interface GmbH & Co. KG

Klingenbergstraße 26

D-32758 Detmold

Germany

www.weidmueller.com

Accessories

WS 8/5



WS/ DEK

MultiMark terminal markers use an innovative composite material made from two components. The hard base contour of the marker snaps securely into the connector. The elastic surface finish makes the marker easy to mount. This specially punched material enables the strips to be stretched to accommodate the slight variations in spacing that tend to add up, especially with long terminal blocks. Another advantage: the excellent printability of the surface material guarantees durable and wear-resistant labelling. A print resolution of 300 dpi also produces a very legible script.


Your benefits with MultiMark

- Firm hold and durable printing
- Continuous strips save installation time
- Easy mounting thanks to an innovative composite material
- Large label field for optimal legibility
- High flexibility thanks to manufacturer independence

General ordering data

Type	WS 8/5 MM WS	Version
Order No.	2007150000	WS, Terminal marker, 8 x 5 mm, Weidmueller, white
GTIN (EAN)	4050118392029	
Qty.	800 pc(s).	

Component plugs



The component plug is used to integrate an electrical component in a disconnect terminal block. After soldering the electronic component, the plug can be integrated into the disconnection area of our disconnect terminal blocks and thus changes the disconnect terminal block into a modular terminal block with integrated electronic component.

General ordering data

Type	BEST	Version
Order No.	1833100000	Accessories, Component plug
GTIN (EAN)	4032248501014	
Qty.	50 pc(s).	
Type	BEST/D	Version
Order No.	1878560000	Accessories, Component plug, 1 A
GTIN (EAN)	4032248471492	
Qty.	50 pc(s).	

WDTR 2.5

Weidmüller Interface GmbH & Co. KG

Klingenbergstraße 26

D-32758 Detmold

Germany

www.weidmueller.com

Accessories

Type	BEST/DRBR	Version
Order No.	1878570000	Accessories, Component plug, 22 A
GTIN (EAN)	4032248471508	
Qty.	50 pc(s).	

1.5 mm²

Numerous national and international approvals and qualifications in accordance with a variety of application standards make the W-series a universal connection solution, especially in harsh conditions. The screw connection has long been an established connection element to meet exacting demands in terms of reliability and functionality. And our W-Series is still setting standards.

General ordering data

Type	VQB 1.5/50 BL	Version
Order No.	1633280000	Cross-connector (terminal), when screwed in, Number of poles: 50,
GTIN (EAN)	4008190257743	Pitch in mm (P): 6.20, Insulated: Yes, 17.5 A, blue
Qty.	5 pc(s).	
Type	VQB 1.5/50 RT	Version
Order No.	1633290000	Cross-connector (terminal), when screwed in, Number of poles: 50,
GTIN (EAN)	4008190257750	Pitch in mm (P): 6.20, Insulated: Yes, 17.5 A, red
Qty.	5 pc(s).	
Type	VQB 1.5/50 SW	Version
Order No.	1635120000	Cross-connector (terminal), when screwed in, Number of poles: 50,
GTIN (EAN)	4008190262761	Pitch in mm (P): 6.20, Insulated: Yes, 17.5 A, black
Qty.	5 pc(s).	

Switch lock



General ordering data

Type	DTLE 2.5/4	Version
Order No.	2910530000	Locking element (terminal), Wemid, red
GTIN (EAN)	4099986519466	
Qty.	25 pc(s).	

WDTR 2.5**Weidmüller Interface GmbH & Co. KG**

Klingenbergstraße 26

D-32758 Detmold

Germany

www.weidmueller.com**Accessories****Test plugs**

Test adapters and test plugs are used for the electrical connection between terminal blocks and the test equipment. In this way, an electrical contact can be established in the wired state and measurements can be done easily.

General ordering data

Type	PS 2.3 RT	Version
Order No.	0180400000	Test adapter (terminal), 20 mA
GTIN (EAN)	4008190060121	
Qty.	20 pc(s).	

BE6.3 bits - slotted

1/4" hexagon drive to DIN 3126, form E6.3 for direct machine connection
Slot-head bits DIN 5264, 1/4" drive, E6.3 DIN 3126

**General ordering data**

Type	BIT E6.3Z 0.6X3.5X70	Version
Order No.	9205670000	Accessories, Screwdriver insert
GTIN (EAN)	4032248772971	
Qty.	5 pc(s).	

WDTR 2.5

Weidmüller Interface GmbH & Co. KG

Klingenbergstraße 26

D-32758 Detmold

Germany

www.weidmueller.com

Accessories

DEK 5/6



WS/ DEK

MultiMark terminal markers use an innovative composite material made from two components. The hard base contour of the marker snaps securely into the connector. The elastic surface finish makes the marker easy to mount. This specially punched material enables the strips to be stretched to accommodate the slight variations in spacing that tend to add up, especially with long terminal blocks. Another advantage: the excellent printability of the surface material guarantees durable and wear-resistant labelling. A print resolution of 300 dpi also produces a very legible script.

Your benefits with MultiMark

- Firm hold and durable printing
- Continuous strips save installation time
- Easy mounting thanks to an innovative composite material
- Large label field for optimal legibility
- High flexibility thanks to manufacturer independence

General ordering data

Type	DEK 5/6 MM WS	Version
Order No.	2007120000	Dekafix, Terminal marker, 5 x 6 mm, Weidmueller, white
GTIN (EAN)	4050118392104	
Qty.	600 pc(s).	

Marker holder



The marker holder offer the possibility of additional mounting of standard markers with a pitch of 5 or 5.1 mm. The angled holders can be optionally snapped together and could be mounted in all standard marking channels of the Klippon® Connect modular terminal blocks. Fitting marker types could be found under the respective accessories of the designation marking holder.

General ordering data

Type	BZT 1 WS 10/5	Version
Order No.	1805490000	Accessories, Marker holder
GTIN (EAN)	4032248270231	
Qty.	100 pc(s).	
Type	BZT 1 ZA WS 10/5	Version
Order No.	1805520000	Accessories, Marker holder
GTIN (EAN)	4032248270248	
Qty.	100 pc(s).	

WDTR 2.5

Weidmüller Interface GmbH & Co. KG

Klingenbergstraße 26

D-32758 Detmold

Germany

www.weidmueller.com

Accessories

Fuse holder



The fuse holder SIHA quickly turns a disconnect terminal into a fuse terminal: simply remove the disconnect lever and attach the fuse unit.

General ordering data

Type	SIHA 3/G20/LD 10-36V	Version
Order No.	7921570000	Fuse holder for feed-through modular terminal, 2.31 mA, pluggable
GTIN (EAN)	4032248322503	
Qty.	25 pc(s).	
Type	SIHA 3/G20/LD 140-250V	Version
Order No.	7921600000	Fuse holder for feed-through modular terminal, 2.31 mA, pluggable
GTIN (EAN)	4032248322633	
Qty.	25 pc(s).	
Type	SIHA 3/G20/LD 60-150V	Version
Order No.	7921590000	Fuse holder for feed-through modular terminal, 2.31 mA, pluggable
GTIN (EAN)	4032248322626	
Qty.	25 pc(s).	
Type	SIHA 3/G20/LD 10-36V BL	Version
Order No.	1005250000	Fuse holder for feed-through modular terminal, 2.31 A, pluggable
GTIN (EAN)	4032248712038	
Qty.	25 pc(s).	
Type	SIHA 3/G20	Version
Order No.	7921560000	Fuse holder for feed-through modular terminal, pluggable
GTIN (EAN)	4032248264643	
Qty.	25 pc(s).	
Type	SIHA 3/G20/LD 35-70V	Version
Order No.	7921580000	Fuse holder for feed-through modular terminal, 2.31 mA, pluggable
GTIN (EAN)	4032248322619	
Qty.	25 pc(s).	
Type	SIHA 3/G20	Version
Order No.	7926190000	Fuse holder for feed-through modular terminal, pluggable
GTIN (EAN)	4032248264612	
Qty.	1,000 pc(s).	
Type	SIHA 3/G20 BL	Version
Order No.	1004260000	Fuse holder for feed-through modular terminal, pluggable
GTIN (EAN)	4032248709717	
Qty.	25 pc(s).	