

SAIL-M12GM12G-L-0.3PGR**Weidmüller Interface GmbH & Co. KG**

Klingenbergstraße 26

D-32758 Detmold

Germany

www.weidmueller.com

Your peripheral devices should be supplied with greater power. With our new M12 plug-in connector, more than 250 V and 2 A is possible without problems. The compact A-, K-, L-, S- and T-coded M12 plug-in connectors are designed for the transmission of up to 630 V AC or 60 V DC and 12 A.

General ordering data

Version	Sensor/actuator line, Connecting line, M12 / M12, Number of poles : 5, 0.3 m, pin, straight - socket, straight, Shielded: No, LED: No, Sheath material: PUR, Halogen: No
Order No.	2455260030
Type	SAIL-M12GM12G-L-0.3PGR
GTIN (EAN)	4050118517361
Qty.	1 pc(s).

Creation date June 1, 2024 8:17:14 AM CEST

Catalogue status 18.05.2024 / We reserve the right to make technical changes.

SAIL-M12GM12G-L-0.3PGR**Weidmüller Interface GmbH & Co. KG**

Klingenbergstraße 26

D-32758 Detmold

Germany

www.weidmueller.com

Technical data**Dimensions and weights**

Net weight	81 g
------------	------

Technical specifications for cable

Acceleration	5 m/s ²	Bending cycles	10 Mio
Bending radius, min., moving	7.5 x cable diameter	Bending radius, min., stationary	4 x cable diameter
Cable length	0.3 m	Colour coding	brown, white, blue, black, grey
Configurable cable length	No	Core cross-section	1.5 mm ²
Halogen	No	Insulation	PP
Irradiation crosslinked	No	Number of poles	5
Outer cladding in accordance with UL AWM style	20939 (80 °C / 600 V)	Outside diameter	8 mm ± 0.2 mm
Resistant to welding beads	No	Sheath material	PUR
Sheathing colour	grey	Shielded	No
Speed	5 m/s	Suitable for cable carriers	Yes
Temperature range, moving	-30...80 °C	Temperature range, stationary	-40...80 °C
Welding spark resistance	No		

General technical data

Coding	L-coded	Connection thread	M12 / M12
Contact surface	Gold-plated	Housing main material	PUR
Insulation strength	10 ⁸ Ω	LED	No
Plugging cycles	≤ 100	Pollution severity	3
Protection degree	IP65, IP67, when screwed in	Rated current	16 A
Rated voltage	50 V	Temperature range of housing	-40 ... +85 °C
Tightening torque	M12: 0.8 - 1.2 Nm	Version	pin, straight - socket, straight
jumpered	No		

Electrical properties

Insulation strength	10 ⁸ Ω	Rated voltage	50 V
---------------------	-------------------	---------------	------

Plug, left

Plug left	M12, L-coded, IP67, male contact, straight, Plastic, unshielded
-----------	---

Plug, right

Plug right	M12, L-coded, IP67, female contact, straight, Plastic, unshielded
------------	---

Classifications

ETIM 6.0	EC001855	ETIM 7.0	EC001855
ETIM 8.0	EC001855	ETIM 9.0	EC001855
ECLASS 9.0	27-06-03-11	ECLASS 9.1	27-06-03-11
ECLASS 10.0	27-06-03-11	ECLASS 11.0	27-06-03-11
ECLASS 12.0	27-06-03-11	ECLASS 13.0	27-06-03-11

Creation date June 1, 2024 8:17:14 AM CEST

Catalogue status 18.05.2024 / We reserve the right to make technical changes.

SAIL-M12GM12G-L-0.3PGR**Weidmüller Interface GmbH & Co. KG**

Klingenbergstraße 26

D-32758 Detmold

Germany

www.weidmueller.com**Technical data****Environmental Product Compliance**

REACH SVHC	Lead 7439-92-1
SCIP	e8d8af70-4c85-4483-bc8c-9bc5b598e2a9

Approvals

Approvals



ROHS	Conform
------	---------

Downloads

Engineering Data	CAD data – STEP
Product Change Notification	PCN-PB46-20200713-00-A de PCN-PB46-20200713-00-A en
Catalogues	Catalogues in PDF-format

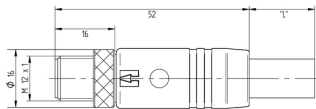
SAIL-M12GM12G-L-0.3PGR

Weidmüller Interface GmbH & Co. KG
Klingenbergstraße 26
D-32758 Detmold
Germany

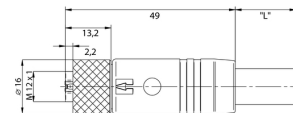
www.weidmueller.com

Drawings

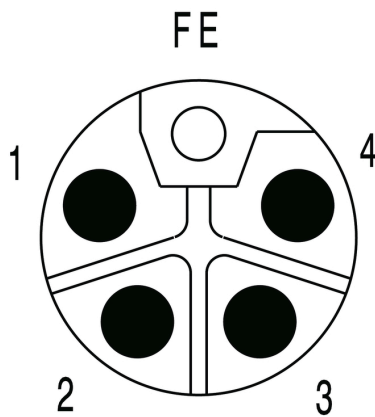
Dimensioned drawing



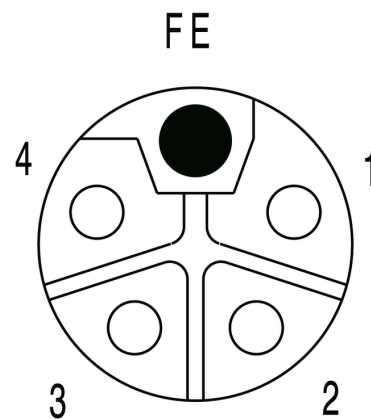
Dimensioned drawing



Pole scheme



Pole scheme



Wiring diagram

The ideal tool: Screwty® with torque function

