

**SAIL-M12G-L-3.0PGR****Weidmüller Interface GmbH & Co. KG**

Klingenbergstraße 26

D-32758 Detmold

Germany

[www.weidmueller.com](http://www.weidmueller.com)

Your peripheral devices should be supplied with greater power. With our new M12 plug-in connector, more than 250 V and 2 A is possible without problems. The compact A-, K-, L-, S- and T-coded M12 plug-in connectors are designed for the transmission of up to 630 V AC or 60 V DC and 12 A.

**General ordering data**

Version	Sensor/actuator line, One end without connector, M12, Number of poles : 5, 3 m, pin, straight, Shielded: No, LED: No, Sheath material: PUR, Halogen: No
Order No.	<a href="#">2455220300</a>
Type	SAIL-M12G-L-3.0PGR
GTIN (EAN)	4050118470130
Qty.	1 pc(s).



**SAIL-M12G-L-3.0PGR****Weidmüller Interface GmbH & Co. KG**

Klingenbergstraße 26

D-32758 Detmold

Germany

www.weidmueller.com

**Technical data****Dimensions and weights**

Net weight	200 g
------------	-------

**Technical specifications for cable**

Acceleration	5 m/s <sup>2</sup>	Bending cycles	10 Mio
Bending radius, min., moving	7.5 x cable diameter	Bending radius, min., stationary	4 x cable diameter
Cable length	3 m	Colour coding	brown, white, blue, black, grey
Configurable cable length	No	Core cross-section	1.5 mm <sup>2</sup>
Halogen	No	Insulation	PP
Irradiation crosslinked	No	Number of poles	5
Outer cladding in accordance with UL AWM style	20939 (80 °C / 600 V)	Outside diameter	8 mm ± 0.2 mm
Resistant to welding beads	No	Sheath material	PUR
Sheathing colour	grey	Shielded	No
Speed	5 m/s	Suitable for cable carriers	Yes
Temperature range, moving	-30...80 °C	Temperature range, stationary	-40...80 °C
Welding spark resistance	No		

**General technical data**

Coding	L-coded	Connection thread	M12
Contact surface	Gold-plated	Housing main material	PUR
Insulation strength	10 <sup>8</sup> Ω	LED	No
Plugging cycles	≤ 100	Pollution severity	3
Protection degree	IP65, IP67, when screwed in	Rated current	16 A
Rated voltage	50 V	Temperature range of housing	-40 ... +85 °C
Tightening torque	M12: 0.8 - 1.2 Nm	Version	pin, straight
jumpered	No		

**Electrical properties**

Insulation strength	10 <sup>8</sup> Ω	Rated voltage	50 V
---------------------	-------------------	---------------	------

**General standards**

Certificate no. (cULus)	E257571	Connector standard	IEC 61076-2-111
-------------------------	---------	--------------------	-----------------

**Standards**

Connector standard	IEC 61076-2-111
--------------------	-----------------

**Plug, left**

Plug left	M12, L-coded, IP67, male contact, straight, Plastic, unshielded
-----------	---

**Plug, right**

Plug right	free conductor end
------------	--------------------



**SAIL-M12G-L-3.0PGR****Weidmüller Interface GmbH & Co. KG**

Klingenbergstraße 26

D-32758 Detmold

Germany

[www.weidmueller.com](http://www.weidmueller.com)**Technical data****Classifications**

ETIM 6.0	EC001855	ETIM 7.0	EC001855
ETIM 8.0	EC001855	ETIM 9.0	EC001855
ECLASS 9.0	27-06-03-11	ECLASS 9.1	27-06-03-11
ECLASS 10.0	27-06-03-11	ECLASS 11.0	27-06-03-11
ECLASS 12.0	27-06-03-11	ECLASS 13.0	27-06-03-11

**Environmental Product Compliance**

REACH SVHC	Lead 7439-92-1
------------	----------------

**Approvals**

Approvals



ROHS	Conform
UL File Number Search	UL Website
Certificate no. (cULus)	E257571

**Downloads**

Engineering Data	<a href="#">CAD data – STEP</a>
Product Change Notification	<a href="#">PCN-PB46-20200713-00-A de</a> <a href="#">PCN-PB46-20200713-00-A en</a>
Catalogues	<a href="#">Catalogues in PDF-format</a>
Brochures	<a href="#">FL FIELDWIRING EN</a>



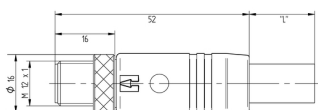
## SAIL-M12G-L-3.0PGR

**Weidmüller Interface GmbH & Co. KG**  
Klingenbergstraße 26  
D-32758 Detmold  
Germany

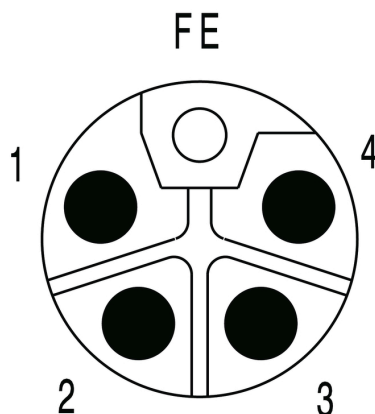
[www.weidmueller.com](http://www.weidmueller.com)

# Drawings

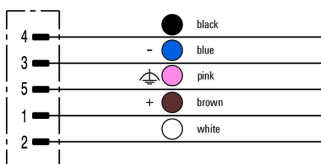
## Dimensioned drawing



## Pole scheme



## Wiring diagram



## The ideal tool: Screwty® with torque function

