

**WGK 25 BK BX****Weidmüller Interface GmbH & Co. KG**

Klingenbergstraße 26

D-32758 Detmold

Germany

www.weidmueller.com

**Product image**

Similar to illustration

The WGK finger-proof-insulated enclosures are especially suitable as industrial electronic enclosures for frequency converters, power supplies or filter components which offer a convenient and reliable form of connection internally and externally. To match the wire guides to the installation requirements in the best possible way, Weidmüller offers two versions with horizontal (WGK) and vertical (WGKV) outlet directions.

**General ordering data**

Version	OMNIMATE Power - series WGK, Feed-through terminal, Rated cross-section: 25 mm <sup>2</sup> , Wemid (PA)
Order No.	<a href="#">2444670000</a>
Type	WGK 25 BK BX
GTIN (EAN)	4050118482331
Qty.	50 pc(s).
Product data	IEC: 690 V / 101 A / 6 - 35 mm <sup>2</sup> UL: 600 V / 100 A / AWG 10 - AWG 3
Packaging	Box

Creation date May 23, 2024 7:53:42 AM CEST

Catalogue status 18.05.2024 / We reserve the right to make technical changes.

## WGK 25 BK BX

Weidmüller Interface GmbH &amp; Co. KG

Klingenbergstraße 26

D-32758 Detmold

Germany

www.weidmueller.com

## Technical data

## Dimensions and weights

Net weight	64.36 g
------------	---------

## System parameters

Product family	OMNIMATE Power - series WGK	Wire connection method	Screw connection
Conductor outlet direction	180°	Number of poles	1
Fitted by customer	No	Screwdriver blade	1.2 x 6.5
Tightening torque, min.	4 Nm	Tightening torque, max.	4.5 Nm
Clamping screw	M 6	Stripping length	18 mm
Touch-safe protection acc. to DIN VDE 0470	IP 20	Protection degree	IP20

## Material data

Insulating material	Wemid (PA)	Colour	black
Colour chart (similar)	RAL 9011	UL 94 flammability rating	V-0
Contact material	Cu-alloy	Contact surface	tinned
Storage temperature, min.	-40 °C	Storage temperature, max.	70 °C
Operating temperature, min.	-50 °C	Operating temperature, max.	120 °C
Temperature range, installation, min.	-25 °C	Temperature range, installation, max.	120 °C

## Conductors suitable for connection

Clamping range, min.	4 mm <sup>2</sup>
Clamping range, max.	35 mm <sup>2</sup>
Wire connection cross section AWG, min.	AWG 10
Wire connection cross section AWG, max.	AWG 3
Solid, min. H05(07) V-U	6 mm <sup>2</sup>
Solid, max. H05(07) V-U	16 mm <sup>2</sup>
Stranded, min. H07V-R	10 mm <sup>2</sup>
Stranded, max. H07V-R	35 mm <sup>2</sup>
Flexible, min. H05(07) V-K	10 mm <sup>2</sup>
Flexible, max. H05(07) V-K	25 mm <sup>2</sup>
w. wire end ferrule, DIN 46228 pt 1, min.	4 mm <sup>2</sup>
w. wire end ferrule, DIN 46228 pt 1, max.	25 mm <sup>2</sup>

## WGK 25 BK BX

Weidmüller Interface GmbH &amp; Co. KG

Klingenbergstraße 26

D-32758 Detmold

Germany

www.weidmueller.com

## Technical data

Clampable conductor	Cross-section for conductor connection	Type	fine-wired	
		nominal	4 mm <sup>2</sup>	
	wire end ferrule	Stripping length	nominal	18 mm
		Recommended wire-end ferrule	<a href="#">H4.0/18</a>	
	Cross-section for conductor connection	Type	fine-wired	
		nominal	6 mm <sup>2</sup>	
	wire end ferrule	Stripping length	nominal	18 mm
		Recommended wire-end ferrule	<a href="#">H6.0/18</a>	
	Cross-section for conductor connection	Type	fine-wired	
		nominal	10 mm <sup>2</sup>	
	wire end ferrule	Stripping length	nominal	18 mm
		Recommended wire-end ferrule	<a href="#">H10.0/18</a>	
	Cross-section for conductor connection	Type	fine-wired	
		nominal	16 mm <sup>2</sup>	
	wire end ferrule	Stripping length	nominal	18 mm
		Recommended wire-end ferrule	<a href="#">H16.0/18</a>	

Reference text Length of ferrules is to be chosen depending on the product and the rated voltage., The outside diameter of the plastic collar should not be larger than the pitch (P)


## Rated data acc. to IEC

tested acc. to standard	IEC 60664-1	Rated current, min. number of poles (Tu=20°C)	101 A
Rated current, max. number of poles (Tu=20°C)	101 A	Rated voltage for surge voltage class / pollution degree III/3	690 V
Rated impulse voltage for surge voltage class/ contamination degree III/3	6 kV		

## Rated data acc. to CSA

Rated voltage (Use group B / CSA)	600 V	Rated voltage (Use group C / CSA)	600 V
Rated current (Use group B / CSA)	100 A	Rated current (Use group C / CSA)	100 A
Wire cross-section, AWG, min.	AWG 10	Wire cross-section, AWG, max.	AWG 3

## Rated data acc. to UL 1059

Institute (cURus)		Certificate No. (cURus)	E60693
Rated voltage (Use group B / UL 1059)	600 V	Rated voltage (Use group C / UL 1059)	600 V
Rated current (Use group B / UL 1059)	100 A	Rated current (Use group C / UL 1059)	100 A
Wire cross-section, AWG, min.	AWG 10	Wire cross-section, AWG, max.	AWG 3
Reference to approval values	Specifications are maximum values, details - see approval certificate.		

## Packing

Packaging	Box	VPE length	424 mm
VPE width	179 mm	VPE height	56 mm

## WGK 25 BK BX

Weidmüller Interface GmbH &amp; Co. KG

Klingenbergstraße 26

D-32758 Detmold

Germany

www.weidmueller.com

## Technical data

## Classifications

ETIM 6.0	EC001283	ETIM 7.0	EC001283
ETIM 8.0	EC001283	ETIM 9.0	EC001283
ECLASS 9.0	27-14-11-34	ECLASS 9.1	27-14-11-34
ECLASS 10.0	27-14-11-34	ECLASS 11.0	27-14-11-34
ECLASS 12.0	27-14-11-34	ECLASS 13.0	27-14-11-34

## Important note

## Notes

- Clearance and creepage distances to other components must be devised in accordance with the relevant application standard. This can be achieved in the device by full encapsulation or by the use of additional spacer plates.
- Rated data refer only to the component itself. Clearance and creepage distances to other components are to be designed in accordance with the relevant application standards.
- Colours: SW = black; GN/YL = green/yellow; GY = grey
- Additional variants on request
- WGK: Rated voltage plastic walls: 1 - 6 mm = 800 V; metal walls: 1 - 4 mm = 800 V; metal walls: 4 - 6 mm = 690 V
- WGKV: Rated voltage plastic walls: 1 - 6 mm = 800 V; metal walls: 1 - 4 mm = 800 V; metal walls: 4 - 6 mm = 690 V
- WGK...VP: Rated voltage plastic walls: 1 - 6 mm = 800 V; metal walls: 1 - 2.5 mm = 800 V; metal walls: 2.5 - 4 mm = 690 V; metal walls: 4 - 6 mm = 500 V
- Wire-end ferrules are mandatory for stranded wires with more than 19 strands.
- Long term storage of the product with average temperature of 50 °C and maximum humidity 70%, 36 months

## Approvals

## Approvals



ROHS	Conform
UL File Number Search	UL Website
Certificate No. (cURus)	E60693

## WGK 25 BK BX

**Weidmüller Interface GmbH & Co. KG**  
Klingenbergstraße 26  
D-32758 Detmold  
Germany

[www.weidmueller.com](http://www.weidmueller.com)

## Technical data

### Downloads

Approval/Certificate/Document of Conformity	<a href="#">Declaration of the Manufacturer</a>
Engineering Data	<a href="#">CAD data – STEP</a>
Catalogues	<a href="#">Catalogues in PDF-format</a>
Brochures	<a href="#">FL DRIVES EN</a>
	<a href="#">MB DEVICE MANUF. EN</a>
	<a href="#">FL DRIVES DE</a>
	<a href="#">FL BASE STATION EN</a>
	<a href="#">FL ELEVATOR EN</a>
	<a href="#">FL POWER SUPPLY EN</a>
	<a href="#">FL 72H SAMPLE SER EN</a>
	<a href="#">PO OMNIMATE EN</a>

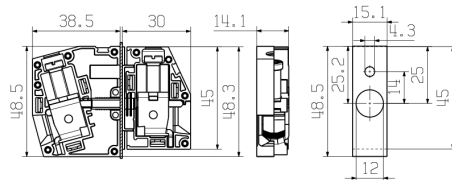
## WGK 25 BK BX

**Weidmüller Interface GmbH & Co. KG**  
Klingenbergstraße 26  
D-32758 Detmold  
Germany

[www.weidmueller.com](http://www.weidmueller.com)

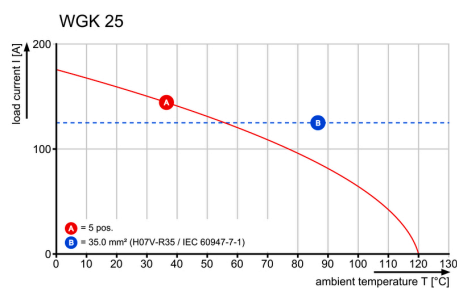
## Drawings

### Dimensional drawing



WGK 25...

### Derating curve



## WGK 25 BK BX

Weidmüller Interface GmbH &amp; Co. KG

Klingenbergstraße 26

D-32758 Detmold

Germany

www.weidmueller.com

## Accessories

## Accessories




**Integrate, expand and customise: the perfect supplement to every application.**

Universal system accessories enable easy adaptation of the interfaces to fulfil specific requirements for the relevant application.

## General ordering data

Type	DP WGK 25 GY BX	Version	Product data
Order No.	<a href="#">1936710000</a>	OMNIMATE Power - series WGK, Feed-through terminal	UL:
GTIN (EAN)	4032248664788		
Qty.	50 pc(s).		
Type	DP WGK 25 BK BX	Version	Product data
Order No.	<a href="#">1250590000</a>	OMNIMATE Power - series WGK, Feed-through terminal	UL:
GTIN (EAN)	4050118041637		
Qty.	50 pc(s).		

## Slotted screwdriver



VDE insulated slot-head screwdriver, SDI DIN 7437, ISO 2380/2, drive output acc. to DIN 5264, ISO 2380/1. SoftFinish grip

## General ordering data

Type	SDIS 1.2X6.5X150	Version
Order No.	<a href="#">2749860000</a>	Screwdriver, Blade width (B): 6.5 mm, Blade length: 150 mm, Blade
GTIN (EAN)	4050118897067	thickness (A): 1.2 mm
Qty.	1 pc(s).	

**WGK 25 BK BX****Weidmüller Interface GmbH & Co. KG**

Klingenbergstraße 26

D-32758 Detmold

Germany

[www.weidmueller.com](http://www.weidmueller.com)**Accessories****Blank**

The Dekafix (DEK) marker is the universal marker for all conductor and plug-in connectors as well as for electronic sub-assemblies. The system is ideal for short number sequences and covers a wide range of ready-printed markers.

Strips for fast installation in only one work step. The printing is easy to read, rich in contrast and available in various widths.

- Large range of ready-to-use markers
- Strips for fast installation
- Terminal markers, suitable for all Weidmüller cable connectors
- Available as blank MultiCard or with standard printing

**For custom printing:** Please send us a file of our labeling software M-Print PRO or M-Print PRO Online (without installation) for your labeling specifications.

**General ordering data**

Type	DEK 5/5 MC NE WS	Version
Order No.	<a href="#">1609801044</a>	Dekafix, Terminal marker, 5 x 5 mm, Pitch in mm (P): 5.00
GTIN (EAN)	4008190397111	Weidmueller, white
Qty.	1,000 pc(s).	

**Blank**

The Dekafix (DEK) marker is the universal marker for all conductor and plug-in connectors as well as for electronic sub-assemblies. The system is ideal for short number sequences and covers a wide range of ready-printed markers.

Strips for fast installation in only one work step. The printing is easy to read, rich in contrast and available in various widths.

- Large range of ready-to-use markers
- Strips for fast installation
- Terminal markers, suitable for all Weidmüller cable connectors
- Available as blank MultiCard or with standard printing

**For custom printing:** Please send us a file of our labeling software M-Print PRO or M-Print PRO Online (without installation) for your labeling specifications.

**General ordering data**

Type	DEK 5/6 MC NE WS	Version
Order No.	<a href="#">1609820000</a>	Dekafix, Terminal marker, 5 x 6 mm, Pitch in mm (P): 6.00
GTIN (EAN)	4008190203436	Weidmueller, white
Qty.	1,000 pc(s).	



**WGK 25 BK BX****Weidmüller Interface GmbH & Co. KG**

Klingenbergstraße 26

D-32758 Detmold

Germany

[www.weidmueller.com](http://www.weidmueller.com)**Accessories****Blank**

The Dekafix (DEK) marker is the universal marker for all conductor and plug-in connectors as well as for electronic sub-assemblies. The system is ideal for short number sequences and covers a wide range of ready-printed markers.

Strips for fast installation in only one work step. The printing is easy to read, rich in contrast and available in various widths.

- Large range of ready-to-use markers
- Strips for fast installation
- Terminal markers, suitable for all Weidmüller cable connectors
- Available as blank MultiCard or with standard printing

**For custom printing:** Please send us a file of our labeling software M-Print PRO or M-Print PRO Online (without installation) for your labeling specifications.

**General ordering data**

Type	DEK 5/8 MC NE WS	Version
Order No.	<a href="#">1856740000</a>	Dekafix, Terminal marker, 5 x 8 mm, Pitch in mm (P): 8.00
GTIN (EAN)	4032248400850	Weidmueller, white
Qty.	800 pc(s).	