

SAIL-M8WM8W-4S10U**Weidmüller Interface GmbH & Co. KG**

Klingenbergstraße 26

D-32758 Detmold

Germany

www.weidmueller.com



Sensor/actuator cables are used for wiring sensors and actuators and for transmitting data or power in various applications. The moulded cable offers connected and tested connection of the plug-in connector to the cable ex-works. The cables may be exposed to a wide range of conditions, such as humidity, dust, heat, cold, shock or vibration.

Our developers have focused specifically on this issue and designed a host of different M8 and M12 sensor-actuator cables so you are bound to find the solution you need for your application.

Is there something you have not managed to find or you feel needs explanation? Talk to us!

General ordering data

Version	Sensor/actuator line, M8, Number of poles : 4, 10 m, pin, 90° - socket 90°, Shielded: Yes, LED: No, Sheath material: PUR, Halogen: No
Order No.	2443151000
Type	SAIL-M8WM8W-4S10U
GTIN (EAN)	4050118457117
Qty.	1 pc(s).

SAIL-M8WM8W-4S10U**Weidmüller Interface GmbH & Co. KG**

Klingenbergstraße 26

D-32758 Detmold

Germany

www.weidmueller.com

Technical data**Dimensions and weights**

Net weight	425 g
------------	-------

Technical specifications for cable

Acceleration	5 m/s ²	Bending cycles	2 Mio
Bending radius, min., moving	12 x conductor cross-section	Bending radius, min., stationary	5 x cable diameter
Cable length	10 m	Colour coding	brown, black, blue, white
Configurable cable length	No	Core cross-section	0.34 mm ²
Halogen	No	Insulation	PP
Irradiation crosslinked	No	Number of poles	4
Outer cladding in accordance with UL AWM style	20549 (80 °C / 300 V)	Outside diameter	5.1 mm ± 0.2 mm
Resistance to spread of flame	in accordance with IEC 60332-2	Resistant to welding beads	No
Sheath material	PUR	Sheathing colour	black
Shielded	Yes	Speed	100 m/s
Suitable for cable carriers	Yes	Temperature range, moving	-25...80 °C
Temperature range, stationary	-40...80 °C	Torsion resistance	0 °/m
Welding spark resistance	No		

General technical data

Coding	A-coded	Connection thread	M8
Contact surface	Gold-plated	Housing main material	PUR
Insulation strength	10 ⁸ Ω	LED	No
Plugging cycles	≥ 100	Pollution severity	3
Protection degree	IP65, IP66, IP67, IP68, when screwed in	Rated current	4 A
Rated voltage	30 V	Temperature range of housing	-25...+85 °C
Threaded ring material	Diecast zinc	Tightening torque	M8: 0.5 - 0.6 Nm
Version	pin, 90°; - socket 90°	jumpered	No

Electrical properties

Insulation strength	10 ⁸ Ω	Rated voltage	30 V
---------------------	-------------------	---------------	------

General standards

Certificate no. (cULus)	E307231
-------------------------	---------

Plug, left

Plug left	M8, IP69, male contact, angled 90°, Plastic, shielded
-----------	---

Plug, right

Plug right	M8, IP69, female contact, angled 90°, Plastic, shielded
------------	---

SAIL-M8WM8W-4S10U

Weidmüller Interface GmbH & Co. KG
Klingenbergstraße 26
D-32758 Detmold
Germany

www.weidmueller.com

Technical data**Classifications**

ETIM 6.0	EC001855	ETIM 7.0	EC001855
ETIM 8.0	EC001855	ETIM 9.0	EC001855
ECLASS 9.0	27-06-03-11	ECLASS 9.1	27-06-03-11
ECLASS 10.0	27-06-03-11	ECLASS 11.0	27-06-03-11
ECLASS 12.0	27-06-03-11	ECLASS 13.0	27-06-03-11

Environmental Product Compliance

REACH SVHC	Lead 7439-92-1
SCIP	e8d8af70-4c85-4483-bc8c-9bc5b598e2a9

Approvals

Approvals



ROHS	Conform
UL File Number Search	UL Website
Certificate no. (cULus)	E307231

Downloads

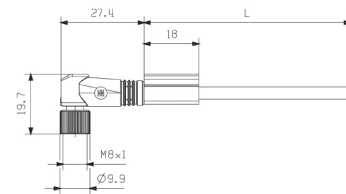
Catalogues	Catalogues in PDF-format
Brochures	FL FIELDWIRING EN

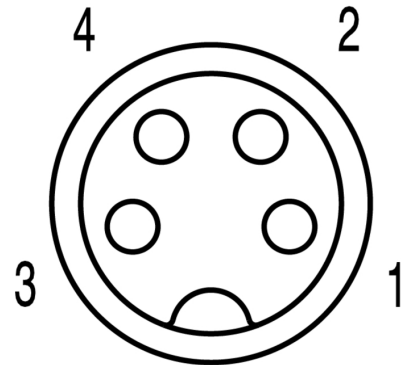
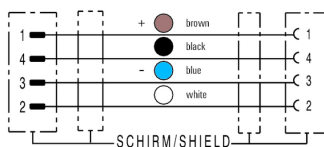
SAIL-M8WM8W-4S10U

Weidmüller Interface GmbH & Co. KG
 Klingenbergstraße 26
 D-32758 Detmold
 Germany

www.weidmueller.com

Drawings
Dimensioned drawing

Dimensioned drawing

Pole scheme

Pole scheme

Wiring diagram

The ideal tool: Screwty® with torque function


Light, securely screwed-in round plug-in connectors. Screwty set DM / VPE: 1 / Order No.: 1920000000 Adapters: M12, M12 F, M8, M8 F