

SAIL-M8WM8W-4S0.5U**Weidmüller Interface GmbH & Co. KG**

Klingenbergstraße 26

D-32758 Detmold

Germany

www.weidmueller.com

Sensor/actuator cables are used for wiring sensors and actuators and for transmitting data or power in various applications. The moulded cable offers connected and tested connection of the plug-in connector to the cable ex-works. The cables may be exposed to a wide range of conditions, such as humidity, dust, heat, cold, shock or vibration.

Our developers have focused specifically on this issue and designed a host of different M8 and M12 sensor-actuator cables so you are bound to find the solution you need for your application.

Is there something you have not managed to find or you feel needs explanation? Talk to us!

General ordering data

Version	Sensor/actuator line, M8, Number of poles : 4, 0.5 m, pin, 90°; - socket 90°; Shielded: Yes, LED: No, Sheath material: PUR, Halogen: No
Order No.	2443150050
Type	SAIL-M8WM8W-4S0.5U
GTIN (EAN)	4050118456981
Qty.	1 pc(s).

SAIL-M8WM8W-4S0.5U**Weidmüller Interface GmbH & Co. KG**

Klingenbergstraße 26

D-32758 Detmold

Germany

www.weidmueller.com

Technical data**Dimensions and weights**

Net weight	40 g
------------	------

Technical specifications for cable

Acceleration	5 m/s ²	Bending cycles	2 Mio
Bending radius, min., moving	12 x conductor cross-section	Bending radius, min., stationary	5 x cable diameter
Cable length	0.5 m	Colour coding	brown, black, blue, white
Configurable cable length	No	Core cross-section	0.34 mm ²
Halogen	No	Insulation	PP
Irradiation crosslinked	No	Number of poles	4
Outer cladding in accordance with UL AWM style	20549 (80 °C / 300 V)	Outside diameter	5.1 mm ± 0.2 mm
Resistance to spread of flame	in accordance with IEC 60332-2	Resistant to welding beads	No
Sheath material	PUR	Sheathing colour	black
Shielded	Yes	Speed	100 m/s
Suitable for cable carriers	Yes	Temperature range, moving	-25...80 °C
Temperature range, stationary	-40...80 °C	Torsion resistance	0 °/m
Welding spark resistance	No		

General technical data

Coding	A-coded	Connection thread	M8
Contact surface	Gold-plated	Housing main material	PUR
Insulation strength	10 ⁸ Ω	LED	No
Plugging cycles	≥ 100	Pollution severity	3
Protection degree	IP65, IP66, IP67, IP68, when screwed in	Rated current	4 A
Rated voltage	30 V	Temperature range of housing	-25...+85 °C
Threaded ring material	Diecast zinc	Tightening torque	M8: 0.5 - 0.6 Nm
Version	pin, 90°; - socket 90°	jumpered	No

Electrical properties

Insulation strength	10 ⁸ Ω	Rated voltage	30 V
---------------------	-------------------	---------------	------

General standards

Certificate no. (cULus)	E307231
-------------------------	---------

Plug, left

Plug left	M8, IP69, male contact, angled 90°, Plastic, shielded
-----------	---

Plug, right

Plug right	M8, IP69, female contact, angled 90°, Plastic, shielded
------------	---

SAIL-M8WM8W-4S0.5U**Weidmüller Interface GmbH & Co. KG**

Klingenbergstraße 26

D-32758 Detmold

Germany

www.weidmueller.com**Technical data****Classifications**

ETIM 6.0	EC001855	ETIM 7.0	EC001855
ETIM 8.0	EC001855	ETIM 9.0	EC001855
ECLASS 9.0	27-06-03-11	ECLASS 9.1	27-06-03-11
ECLASS 10.0	27-06-03-11	ECLASS 11.0	27-06-03-11
ECLASS 12.0	27-06-03-11	ECLASS 13.0	27-06-03-11

Environmental Product Compliance

REACH SVHC	Lead 7439-92-1
SCIP	e8d8af70-4c85-4483-bc8c-9bc5b598e2a9

Approvals

Approvals



ROHS	Conform
UL File Number Search	UL Website
Certificate no. (cULus)	E307231

Downloads

Catalogues	Catalogues in PDF-format
Brochures	FL FIELDWIRING EN

SAIL-M8WM8W-4S0.5U

Weidmüller Interface GmbH & Co. KG
Klingenbergstraße 26
D-32758 Detmold
Germany

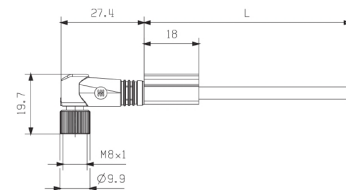
www.weidmueller.com

Drawings

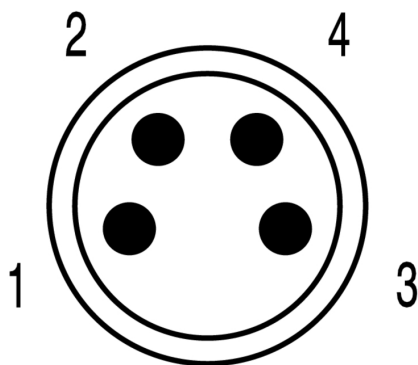
Dimensioned drawing



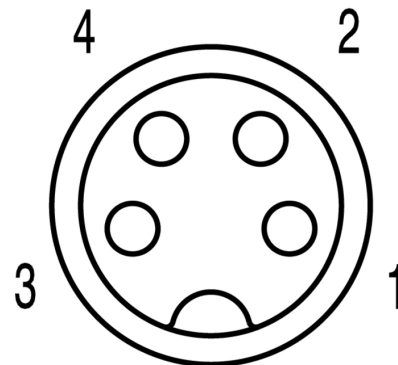
Dimensioned drawing



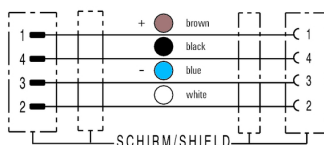
Pole scheme



Pole scheme



Wiring diagram



The ideal tool: Screwty® with torque function



Light, securely screwed-in round plug-in connectors. Screwty set DM / VPE: 1 / Order No.: 1920000000 Adapters: M12, M12 F, M8, M8 F