


**AAP21 4 LI RD****Weidmüller Interface GmbH & Co. KG**

Klingenbergstraße 26

D-32758 Detmold

Germany

[www.weidmueller.com](http://www.weidmueller.com)**Product image**

The unique modular concept can be tailored to every type of machine. The potential distribution terminal blocks AAP are successful thanks to their uniform design with two possible constructions – alternating or grouped. In the grouped structure of the control voltage distribution, the potentials are located on different terminal blocks and thus form entire potential blocks.

**General ordering data**

|            |  |
|------------|--|
| Version    | Modular distribution terminals, PUSH IN, 4 mm <sup>2</sup> , 250 V, 32 A, dark beige |
| Order No.  | <a href="#">2428930000</a>   |
| Type       | AAP21 4 LI RD  |
| GTIN (EAN) | 4050118438277  |
| Qty.       | 50 pc(s).  |

## AAP21 4 LI RD

Weidmüller Interface GmbH &amp; Co. KG

Klingenbergstraße 26

D-32758 Detmold

Germany

www.weidmueller.com

## Technical data

## Dimensions and weights

|                          |            |                |            |
|--------------------------|------------|----------------|------------|
| Depth                    | 53.5 mm    | Depth (inches) | 2.106 inch |
| Depth including DIN rail | 54 mm      | Height         | 82 mm      |
| Height (inches)          | 3.228 inch | Width          | 6.1 mm     |
| Width (inches)           | 0.24 inch  | Net weight     | 12.09 g    |

## Temperatures

|                                  |                |                                  |        |
|----------------------------------|----------------|----------------------------------|--------|
| Storage temperature              | -25 °C...55 °C | Continuous operating temp., min. | -60 °C |
| Continuous operating temp., max. | 130 °C         |                                  |        |

## Material data

|                                |       |                           |            |
|--------------------------------|-------|---------------------------|------------|
| Material                       | Wemid | Colour                    | dark beige |
| Colour of operational elements | red   | UL 94 flammability rating | V-0        |

## Rating data IECEx/ATEX

|                                |                   |                                 |                   |
|--------------------------------|-------------------|---------------------------------|-------------------|
| Certificate No. (ATEX)         | TUEV17ATEX8063U   | Certificate No. (IECEX)         | IECEXTUR17.0029U  |
| Max. voltage (ATEX)            | 250 V             | Current (ATEX)                  | 32 A              |
| Wire cross section max. (ATEX) | 4 mm <sup>2</sup> | Max. voltage (IECEX)            | 250 V             |
| Current (IECEX)                | 32 A              | Wire cross section max. (IECEX) | 4 mm <sup>2</sup> |
| Marking EN 60079-7             | Ex ec II C Gc     | Ex 2014/34/EU label             | II 2 G D          |

## System specifications

|                               |     |                                     |       |
|-------------------------------|-----|-------------------------------------|-------|
| End cover plate required      | Yes | Number of potentials                | 1     |
| Number of levels              | 1   | Number of clamping points per level | 1     |
| Number of potentials per tier | 1   | Levels cross-connected internally   | No    |
| PE connection                 | No  | Rail                                | TS 35 |
| N-function                    | No  | PE function                         | No    |
| PEN function                  | No  |                                     |       |

## Additional technical data

|                          |         |                     |       |
|--------------------------|---------|---------------------|-------|
| Explosion-tested version | Yes     | Installation advice | Rail  |
| Open sides               | right   | Snap-on             | No    |
| Type of fixing           | Snap-on | Type of mounting    | TS 35 |
| With snap-in pegs        | No      |                     |       |

## CSA rating data

|                               |                 |                               |        |
|-------------------------------|-----------------|-------------------------------|--------|
| Certificate No. (CSA)         | 200039-70089609 | Current size B (CSA)          | 20 A   |
| Current size C (CSA)          | 20 A            | Current size D (CSA)          | 5 A    |
| Voltage size B (CSA)          | 300 V           | Voltage size C (CSA)          | 300 V  |
| Voltage size D (CSA)          | 600 V           | Wire cross section max. (CSA) | 10 AWG |
| Wire cross section min. (CSA) | 26 AWG          |                               |        |

## Conductors for clamping (additional connection)

Connection type, additional connection PUSH IN

## Conductors for clamping (rated connection)

|                      |                   |
|----------------------|-------------------|
| Blade size           | 0.6 x 3.5 mm      |
| Clamping range, max. | 4 mm <sup>2</sup> |

Creation date June 4, 2024 1:57:03 AM CEST

## AAP21 4 LI RD

Weidmüller Interface GmbH &amp; Co. KG

Klingenbergstraße 26

D-32758 Detmold

Germany

www.weidmueller.com

## Technical data

|   |  |         |                     |
|---|--|---------|---------------------|
| Clamping range, min.  | 0.14 mm <sup>2</sup>                   |         |                     |
| Connection cross-section, stranded, max.  | 4 mm <sup>2</sup>                      |         |                     |
| Connection cross-section, stranded, min.  | 0.5 mm <sup>2</sup>                    |         |                     |
| Connection direction  | top                                    |         |                     |
| Gauge to IEC 60947-1  | A4                                     |         |                     |
| Number of connections   | 1                                      |         |                     |
| Stripping length  | 12 mm                                  |         |                     |
| Tube length for twin wire-end ferrule   | Tube length                            | max.    | 12 mm               |
|   |  | min.    | 8 mm                |
|   | Cross-section for conductor connection | min.    | 0.5 mm <sup>2</sup> |
|   |  | max.    | 1.5 mm <sup>2</sup> |
| Tube length for wire-end ferrule with plastic collar DIN 46228/4                        | Tube length                            | max.    | 12 mm               |
|   |  | min.    | 6 mm                |
|   | Cross-section for conductor connection | min.    | 0.5 mm <sup>2</sup> |
|   |  | max.    | 1 mm <sup>2</sup>   |
|   | Tube length                            | max.    | 12 mm               |
|   |  | min.    | 8 mm                |
|   | Cross-section for conductor connection | min.    | 1.5 mm <sup>2</sup> |
|   |  | max.    | 2.5 mm <sup>2</sup> |
|   | Tube length                            | max.    | 12 mm               |
|   |  | min.    | 10 mm               |
|   | Cross-section for conductor connection | nominal | 4 mm <sup>2</sup>   |
|   |  |         |                     |
| Tube length for wire-end ferrule without plastic collar DIN 46228/1                     | Cross-section for conductor connection | min.    | 0.5 mm <sup>2</sup> |
|   |  | max.    | 1 mm <sup>2</sup>   |
|   | Tube length                            | max.    | 10 mm               |
|   |  | min.    | 6 mm                |
|   | Cross-section for conductor connection | min.    | 1.5 mm <sup>2</sup> |
|   |  | max.    | 2.5 mm <sup>2</sup> |
|   | Tube length                            | max.    | 12 mm               |
|   |  | min.    | 7 mm                |
|   | Cross-section for conductor connection | nominal | 4 mm <sup>2</sup>   |
|   |  |         |                     |
|   | Tube length                            | max.    | 15 mm               |
|   |  | min.    | 9 mm                |
| Twin wire-end ferrules, max.  | 1.5 mm <sup>2</sup>                    |         |                     |
| Twin wire-end ferrules, min.  | 0.5 mm <sup>2</sup>                    |         |                     |
| Type of connection  | PUSH IN                                |         |                     |
| Wire connection cross section AWG, max.   | AWG 12                                 |         |                     |
| Wire connection cross section AWG, min.   | AWG 26                                 |         |                     |
| Wire connection cross section, finely stranded, max.                                    | 4 mm <sup>2</sup>                      |         |                     |
| Wire connection cross section, finely stranded, min.                                    | 0.5 mm <sup>2</sup>                    |         |                     |
| Wire connection cross-section, finely stranded with wire-end ferrules DIN 46228/1, max. | 4 mm <sup>2</sup>                      |         |                     |
| Wire connection cross-section, finely stranded with wire-end ferrules DIN 46228/1, min. | 0.5 mm <sup>2</sup>                    |         |                     |
| Wire connection cross-section, finely stranded with wire-end ferrules DIN 46228/4, max. | 4 mm <sup>2</sup>                      |         |                     |
| Wire connection cross-section, finely stranded with wire-end ferrules DIN 46228/4, min. | 0.5 mm <sup>2</sup>                    |         |                     |
| Wire connection cross-section, solid core, max.   | 4 mm <sup>2</sup>                      |         |                     |

Creation date June 4, 2024 1:57:03 AM CEST

Catalogue status 01.06.2024 / We reserve the right to make technical changes.

## AAP21 4 LI RD

Weidmüller Interface GmbH &amp; Co. KG

Klingenbergstraße 26

D-32758 Detmold

Germany

www.weidmueller.com

## Technical data

Wire connection cross-section, solid core, min. 0.5 mm<sup>2</sup>

## General

|   |                                  |   |        |
|---|----------------------------------|---|--------|
| Installation advice                     | Rail                             | Rail                                    | TS 35  |
| Standards                               | In accordance with IEC 60947-7-1 | Wire connection cross section AWG, max. | AWG 12 |
| Wire connection cross section AWG, min. | AWG 26                           |   |        |

## Rating data

|  |                   |                                 |                                  |
|--|-------------------|---------------------------------|----------------------------------|
| Rated cross-section                          | 4 mm <sup>2</sup> | Rated voltage                   | 250 V                            |
| Rated DC voltage                             | 250 V             | Rated current                   | 32 A                             |
| Current at maximum wires                     | 32 A              | Standards                       | In accordance with IEC 60947-7-1 |
| Volume resistance according to IEC 60947-7-x | 1 mΩ              | Rated impulse withstand voltage | 4 kV                             |
| Power loss in accordance with IEC 60947-7-x  | 1.02 W            | Pollution severity              | 3                                |
| Surge voltage category                       | III               |                                 |                                  |

## UL rating data

|  |        |  |        |
|--|--------|--|--------|
| Certificate No. (cURus)                    | E60693 | Conductor size Factory wiring max. (cURus) | 10 AWG |
| Conductor size Factory wiring min. (cURus) | 26 AWG | Conductor size Field wiring max. (cURus)   | 10 AWG |
| Conductor size Field wiring min. (cURus)   | 26 AWG | Current size B (cURus)                     | 20 A   |
| Current size C (cURus)                     | 20 A   | Current size D (cURus)                     | 5 A    |
| Voltage size B (cURus)                     | 300 V  | Voltage size C (cURus)                     | 300 V  |
| Voltage size D (cURus)                     | 600 V  |  |        |

## Classifications

|             |             |             |             |
|-------------|-------------|-------------|-------------|
| ETIM 6.0    | EC000897    | ETIM 7.0    | EC000897    |
| ETIM 8.0    | EC000897    | ETIM 9.0    | EC000897    |
| ECLASS 9.0  | 27-14-11-20 | ECLASS 9.1  | 27-14-11-20 |
| ECLASS 10.0 | 27-14-11-20 | ECLASS 11.0 | 27-14-11-20 |
| ECLASS 12.0 | 27-14-11-20 | ECLASS 13.0 | 27-25-01-01 |

## Approvals

Approvals



|                         |            |
|-------------------------|------------|
| ROHS                    | Conform    |
| UL File Number Search   | UL Website |
| Certificate No. (cURus) | E60693     |

Creation date June 4, 2024 1:57:03 AM CEST

Catalogue status 01.06.2024 / We reserve the right to make technical changes.

**AAP21 4 LI RD****Weidmüller Interface GmbH & Co. KG**

Klingenbergstraße 26

D-32758 Detmold

Germany

[www.weidmueller.com](http://www.weidmueller.com)**Technical data****Downloads**



|   |  |
|---|--|
| Approval/Certificate/Document of Conformity | <a href="#">IECEX_TUR_17.0030U.pdf</a>                               |
|   | <a href="#">ATEX Certificate</a>                                     |
|   | <a href="#">ATEX Certificate</a>                                     |
|   | <a href="#">Attestation of Conformity</a>                            |
|   | <a href="#">IECEX Certificate</a>                                    |
|   | <a href="#">DNVGL certificate</a>                                    |
|   | <a href="#">CCC Ex Certificate</a>                                   |
|   | <a href="#">CE Declaration of Conformity</a>                         |
|   | <a href="#">UKCA declaration of conformity</a>                       |
| Engineering Data                            | <a href="#">Confirmation of Standards EN 45545-2_2020-10</a>         |
|   | <a href="#">CAD data – STEP</a>                                      |
| Tender specification                        | <a href="#">Klippon® Connect 2428930000 DE</a>                       |
|   | <a href="#">Klippon® Connect 2428930000 EN</a>                       |
| User Documentation                          | <a href="#">NTI AAP 21 10...</a>                                     |
|   | <a href="#">NTI AAP 21 4 FS</a>                                      |
|   | <a href="#">NTI AAP 21 4 DT</a>                                      |
|   | <a href="#">NTI AAP21 4 LI</a>                                       |
|   | <a href="#">StorageConditionsTerminalBlocks</a>                      |
|   | <a href="#">AAP Terminal Blocks for control voltage distribution</a> |
| Catalogues                                  | <a href="#">User Manual AXC 1.5-16</a>                               |
|   | <a href="#">Catalogues in PDF-format</a>                             |

## AAP21 4 LI RD

**Weidmüller Interface GmbH & Co. KG**  
Klingenbergstraße 26  
D-32758 Detmold  
Germany

[www.weidmueller.com](http://www.weidmueller.com)

## Drawings



## AAP21 4 LI RD

Weidmüller Interface GmbH &amp; Co. KG

Klingenbergstraße 26

D-32758 Detmold

Germany

www.weidmueller.com

## Accessories

## Additional accessories

**No task is too small when creating the perfect solution.**

Connections form just one part of the overall process. Small details are often the key to the perfect solution in applications where potentials are tested, grouped or even isolated.

A system is not a system without small but essential details:

- Test plugs ensure reliable pick-up from diagnostic sockets

In tandem with the manufacturing process and application.

## General ordering data

| Type       | PS 2.0 MC                  | Version  | Product data | Packaging |
|------------|----------------------------|--|--------------|-----------|
| Order No.  | <a href="#">0310000000</a> | PCB plug-in connector, Accessories, Test plug, red, Number of poles: 1 |              | Box       |
| GTIN (EAN) | 4008190000059              |  |              |           |
| Qty.       | 20 pc(s).                  |  |              |           |

## A-Series



Uniform inspection and test taps, consistent cross-connections, efficient markers, and timesaving PUSH IN connection technology make the A-Series particularly future-proof. The innovative design with clearly delineated functional areas and coloured pushers ensures maximum connection and maintenance safety.

## General ordering data

| Type       | AEP AP2 1                  | Version             |
|------------|----------------------------|---------------------|
| Order No.  | <a href="#">2429020000</a> | A-series, End plate |
| GTIN (EAN) | 4050118438413              |                     |
| Qty.       | 20 pc(s).                  |                     |

## AAP21 4 LI RD

Weidmüller Interface GmbH &amp; Co. KG

Klingenbergstraße 26

D-32758 Detmold

Germany

www.weidmueller.com

## Accessories

## Blank



WS markers are the perfect match for the W-series connectors. Thanks to their system compatibility, the WS tags can also be used with the I-series and the Z-series. The large marking surfaces do not only permit long character strings but also multi-line text. WS markers are ideal for labels with long, customised character strings. Thanks to the proven MultiCard format, printing with PrintJet CONNECT oder/or Plotter is possible.

- Can be fitted in strips or individually
- Markers in proven MultiCard format

**For custom printing:** Please send us a file of our labeling software M-Print PRO or M-Print PRO Online (without installation) for your labeling specifications.

## General ordering data

|            |                            |   |
|------------|----------------------------|---|
| Type       | WS 8/6 PLUS MC NE WS       | Version   |
| Order No.  | <a href="#">1951880000</a> | WS, Terminal marker, 8 x 6 mm, Pitch in mm (P): 6.00 Weidmueller, |
| GTIN (EAN) | 4032248632114              | white   |
| Qty.       | 600 pc(s).                 |   |

## Plus



The Dekafix (DEK) marker is the universal marker for all conductor and plug-in connectors as well as for electronic sub-assemblies. The system is ideal for short number sequences and covers a wide range of ready-printed markers.

Strips for fast installation in only one work step. The printing is easy to read, rich in contrast and available in various widths.

- Large range of ready-to-use markers
- Strips for fast installation
- Terminal markers, suitable for all Weidmüller cable connectors
- Available as blank MultiCard or with standard printing

**For custom printing:** Please send us a file of our labeling software M-Print PRO or M-Print PRO Online (without installation) for your labeling specifications.

## General ordering data

|            |                            |   |
|------------|----------------------------|---|
| Type       | DEK 5/6 PLUS MC NE WS      | Version   |
| Order No.  | <a href="#">1011320000</a> | Dekafix, Terminal marker, 5 x 6 mm, Pitch in mm (P): 6.00 |
| GTIN (EAN) | 4032248717644              | Weidmueller, white  |
| Qty.       | 1,000 pc(s).               |   |



## AAP21 4 LI RD

Weidmüller Interface GmbH &amp; Co. KG

Klingenbergstraße 26

D-32758 Detmold

Germany

www.weidmueller.com

## Accessories

## Marker holder



The marker holder offer the possibility of additional mounting of standard markers with a pitch of 5 or 5.1 mm. The angled holders can be optionally snapped together and could be mounted in all standard marking channels of the Klippon® Connect modular terminal blocks. Fitting marker types could be found under the respective accessories of the designation marking holder.

## General ordering data

|            |                            |                            |
|------------|----------------------------|----------------------------|
| Type       | BZT 1 WS 10/5              | Version                    |
| Order No.  | <a href="#">1805490000</a> | Accessories, Marker holder |
| GTIN (EAN) | 4032248270231              |                            |
| Qty.       | 100 pc(s).                 |                            |
| Type       | BZT 1 ZA WS 10/5           | Version                    |
| Order No.  | <a href="#">1805520000</a> | Accessories, Marker holder |
| GTIN (EAN) | 4032248270248              |                            |
| Qty.       | 100 pc(s).                 |                            |

## WS 8/6



## WS/ DEK

MultiMark terminal markers use an innovative composite material made from two components. The hard base contour of the marker snaps securely into the connector. The elastic surface finish makes the marker easy to mount. This specially punched material enables the strips to be stretched to accommodate the slight variations in spacing that tend to add up, especially with long terminal blocks. Another advantage: the excellent printability of the surface material guarantees durable and wear-resistant labelling. A print resolution of 300 dpi also produces a very legible script.

## Your benefits with MultiMark

- Firm hold and durable printing
- Continuous strips save installation time
- Easy mounting thanks to an innovative composite material
- Large label field for optimal legibility
- High flexibility thanks to manufacturer independence

## General ordering data

|            |                            |   |
|------------|----------------------------|---|
| Type       | WS 8/6 MM WS               | Version   |
| Order No.  | <a href="#">2007160000</a> | WS, Terminal marker, 8 x 6 mm, Weidmueller, white |
| GTIN (EAN) | 4050118391879              |   |
| Qty.       | 600 pc(s).                 |   |

## AAP21 4 LI RD

Weidmüller Interface GmbH &amp; Co. KG

Klingenbergstraße 26

D-32758 Detmold

Germany

www.weidmueller.com

## Accessories

## Blank



The Dekafix (DEK) marker is the universal marker for all conductor and plug-in connectors as well as for electronic sub-assemblies. The system is ideal for short number sequences and covers a wide range of ready-printed markers.

Strips for fast installation in only one work step. The printing is easy to read, rich in contrast and available in various widths.

- Large range of ready-to-use markers
- Strips for fast installation
- Terminal markers, suitable for all Weidmüller cable connectors
- Available as blank MultiCard or with standard printing

**For custom printing:** Please send us a file of our labeling software M-Print PRO or M-Print PRO Online (without installation) for your labeling specifications.

## General ordering data

|            |                            |   |
|------------|----------------------------|---|
| Type       | DEK 5/6 MC NE GN           | Version   |
| Order No.  | <a href="#">1238310000</a> | Dekafix, Terminal marker, 5 x 6 mm, Pitch in mm (P): 6.00 |
| GTIN (EAN) | 4050118271812              | Weidmueller, green  |
| Qty.       | 1,000 pc(s).               |   |
| Type       | DEK 5/6 MC NE BR           | Version   |
| Order No.  | <a href="#">1454900000</a> | Dekafix, Terminal marker, 5 x 6 mm, Pitch in mm (P): 6.00 |
| GTIN (EAN) | 4050118323313              | Weidmueller, brown  |
| Qty.       | 1,000 pc(s).               |   |
| Type       | DEK 5/6 MC NE OR           | Version   |
| Order No.  | <a href="#">1912090000</a> | Dekafix, Terminal marker, 5 x 6 mm, Pitch in mm (P): 6.00 |
| GTIN (EAN) | 4032248540525              | Weidmueller, orange                                       |
| Qty.       | 1,000 pc(s).               |   |
| Type       | DEK 5/6 MC NE GR           | Version   |
| Order No.  | <a href="#">1238330000</a> | Dekafix, Terminal marker, 5 x 6 mm, Pitch in mm (P): 6.00 |
| GTIN (EAN) | 4050118323306              | Weidmueller, grey   |
| Qty.       | 1,000 pc(s).               |   |
| Type       | DEK 5/6 MC NE WS           | Version   |
| Order No.  | <a href="#">1609820000</a> | Dekafix, Terminal marker, 5 x 6 mm, Pitch in mm (P): 6.00 |
| GTIN (EAN) | 4008190203436              | Weidmueller, white  |
| Qty.       | 1,000 pc(s).               |   |
| Type       | DEK 5/6 MC NE BL           | Version   |
| Order No.  | <a href="#">1238290000</a> | Dekafix, Terminal marker, 5 x 6 mm, Pitch in mm (P): 6.00 |
| GTIN (EAN) | 4050118267327              | Weidmueller, blue   |
| Qty.       | 1,000 pc(s).               |   |
| Type       | DEK 5/6 MC NE GE           | Version   |
| Order No.  | <a href="#">1238280000</a> | Dekafix, Terminal marker, 5 x 6 mm, Pitch in mm (P): 6.00 |
| GTIN (EAN) | 4050118038750              | Weidmueller, yellow                                       |
| Qty.       | 1,000 pc(s).               |   |

## AAP21 4 LI RD

Weidmüller Interface GmbH &amp; Co. KG

Klingenbergstraße 26

D-32758 Detmold

Germany

www.weidmueller.com

## Accessories

## Custom printing



WS markers are the perfect match for the W-series connectors. Thanks to their system compatibility, the WS tags can also be used with the I-series and the Z-series. The large marking surfaces do not only permit long character strings but also multi-line text. WS markers are ideal for labels with long, customised character strings. Thanks to the proven MultiCard format, printing with PrintJet CONNECT oder/or Plotter is possible.

- Can be fitted in strips or individually
- Markers in proven MultiCard format

**For custom printing:** Please send us a file of our labeling software M-Print PRO or M-Print PRO Online (without installation) for your labeling specifications.

## General ordering data

|            |                            |   |
|------------|----------------------------|---|
| Type       | WS 8/6 PLUS MC SDR         | Version   |
| Order No.  | <a href="#">1038820000</a> | WS, Terminal marker, 8 x 6 mm, Pitch in mm (P): 6.00 Weidmueller, |
| GTIN (EAN) | 4032248768073              | To customer specification   |
| Qty.       | 120 pc(s).                 |   |

## Custom printing



WS markers are the perfect match for the W-series connectors. Thanks to their system compatibility, the WS tags can also be used with the I-series and the Z-series. The large marking surfaces do not only permit long character strings but also multi-line text. WS markers are ideal for labels with long, customised character strings. Thanks to the proven MultiCard format, printing with PrintJet CONNECT oder/or Plotter is possible.

- Can be fitted in strips or individually
- Markers in proven MultiCard format

**For custom printing:** Please send us a file of our labeling software M-Print PRO or M-Print PRO Online (without installation) for your labeling specifications.

## General ordering data

|            |                            |  |
|------------|----------------------------|--|
| Type       | WS 10/6 M PLUS MC SDR      | Version  |
| Order No.  | <a href="#">2007780000</a> | WS, Terminal marker, 10 x 6 mm, Pitch in mm (P): 6.00 Weidmueller, |
| GTIN (EAN) | 4050118393187              | Allen-Bradley, To customer specification                           |
| Qty.       | 120 pc(s).                 |  |

|            |                            |  |
|------------|----------------------------|--|
| Type       | WS 10/6 MC SDR             | Version  |
| Order No.  | <a href="#">1828460000</a> | WS, Terminal marker, 10 x 6 mm, Pitch in mm (P): 6.00 Weidmueller, |
| GTIN (EAN) | 4032248367399              | Allen-Bradley, To customer specification                           |
| Qty.       | 120 pc(s).                 |  |

## AAP21 4 LI RD

Weidmüller Interface GmbH &amp; Co. KG

Klingenbergstraße 26

D-32758 Detmold

Germany

www.weidmueller.com

## Accessories

|            |                            |  |
|------------|----------------------------|--|
| Type       | WS 10/6 PLUS MC SDR        | Version  |
| Order No.  | <a href="#">1046330000</a> | WS, Terminal marker, 10 x 6 mm, Pitch in mm (P): 6.00 Weidmueller, |
| GTIN (EAN) | 4032248782031              | Allen-Bradley, To customer specification                           |
| Qty.       | 120 pc(s).                 |  |
| Type       | WS 10/6 MC M SDR           | Version  |
| Order No.  | <a href="#">1818410000</a> | WS, Terminal marker, 10 x 6 mm, Pitch in mm (P): 6.00 Weidmueller, |
| GTIN (EAN) | 4032248310883              | Allen-Bradley, To customer specification                           |
| Qty.       | 120 pc(s).                 |  |

## A-Series



Weidmüller's range of products includes end brackets that guarantee a permanent, reliable mounting on the terminal rail and prevent sliding. Versions with and without screws are available. The end brackets include marking options, also for group markers, and also a test plug holder.

## General ordering data

|            |                            |                       |
|------------|----------------------------|-----------------------|
| Type       | AEB 35 SCL/1 V0 GY         | Version               |
| Order No.  | <a href="#">2661290000</a> | A-series, End bracket |
| GTIN (EAN) | 4050118702170              |                       |
| Qty.       | 20 pc(s).                  |                       |
| Type       | AEB 35 SC/1 BK             | Version               |
| Order No.  | <a href="#">2475310000</a> | A-series, End bracket |
| GTIN (EAN) | 4050118487114              |                       |
| Qty.       | 50 pc(s).                  |                       |
| Type       | AEB 35 SC/1                | Version               |
| Order No.  | <a href="#">1991920000</a> | A-series, End bracket |
| GTIN (EAN) | 4050118376722              |                       |
| Qty.       | 50 pc(s).                  |                       |
| Type       | AEB 35 SCL/1 V0 BK         | Version               |
| Order No.  | <a href="#">2661300000</a> | A-series, End bracket |
| GTIN (EAN) | 4050118702187              |                       |
| Qty.       | 20 pc(s).                  |                       |
| Type       | AEB 35 SCL/1 V0            | Version               |
| Order No.  | <a href="#">2661280000</a> | A-series, End bracket |
| GTIN (EAN) | 4050118702163              |                       |
| Qty.       | 20 pc(s).                  |                       |

## AAP21 4 LI RD

Weidmüller Interface GmbH &amp; Co. KG

Klingenbergstraße 26

D-32758 Detmold

Germany

www.weidmueller.com

## Accessories

## Slotted screwdriver



VDE insulated screwdriver sets, for working on live parts up to 1000 V AC and 1500 V DC, DIN EN 60900. IEC 900. Each piece is "GS" safety tested. Blade made from fully hardened, high-alloy chromium-vanadium-molybdenum steel, gun-metal finish.

## General ordering data

| Type       | SDIS SLIM 0.6X3.5X100      | Version   |
|------------|----------------------------|---|
| Order No.  | <a href="#">2749610000</a> | Mounting tool, Blade width (B): 3.5 mm, Blade length: 100 mm, Blade |
| GTIN (EAN) | 4050118896350              | thickness (A): 0.6 mm   |
| Qty.       | 1 pc(s).                   |   |

4 mm<sup>2</sup>

The plug-in cross-connections feature easy handling and quick installation. This saves a great deal of time during installation in comparison with screwed solutions.

## General ordering data

| Type       | ZQV 4N/8                   | Version   |
|------------|----------------------------|---|
| Order No.  | <a href="#">1528030000</a> | Cross-connector (terminal), Plugged, Number of poles: 8, Pitch in mm  |
| GTIN (EAN) | 4050118332841              | (P): 6.10, Insulated: Yes, 32 A, orange                               |
| Qty.       | 20 pc(s).                  |   |
| Type       | ZQV 4N/4 RD                | Version   |
| Order No.  | <a href="#">2460800000</a> | Cross-connector (terminal), Plugged, Number of poles: 4, Pitch in mm  |
| GTIN (EAN) | 4050118476224              | (P): 6.10, Insulated: Yes, 32 A, red                                  |
| Qty.       | 60 pc(s).                  |   |
| Type       | ZQV 4N/5 RD                | Version   |
| Order No.  | <a href="#">2460790000</a> | Cross-connector (terminal), Plugged, Number of poles: 5, Pitch in mm  |
| GTIN (EAN) | 4050118476217              | (P): 6.10, Insulated: Yes, 32 A, red                                  |
| Qty.       | 60 pc(s).                  |   |
| Type       | ZQV 4N/50 BL               | Version   |
| Order No.  | <a href="#">1528240000</a> | Cross-connector (terminal), Plugged, Number of poles: 50, Pitch in mm |
| GTIN (EAN) | 4050118333121              | (P): 6.10, Insulated: Yes, 32 A, blue                                 |
| Qty.       | 5 pc(s).                   |   |
| Type       | ZQV 4N/6 BL                | Version   |
| Order No.  | <a href="#">1528170000</a> | Cross-connector (terminal), Plugged, Number of poles: 6, Pitch in mm  |
| GTIN (EAN) | 4050118332926              | (P): 6.10, Insulated: Yes, 32 A, blue                                 |
| Qty.       | 20 pc(s).                  |   |

## AAP21 4 LI RD

Weidmüller Interface GmbH &amp; Co. KG

Klingenbergstraße 26

D-32758 Detmold

Germany

www.weidmueller.com

## Accessories

|            |                            |   |
|------------|----------------------------|---|
| Type       | ZQV 4N/3 BL                | Version   |
| Order No.  | <a href="#">1528080000</a> | Cross-connector (terminal), Plugged, Number of poles: 3, Pitch in mm  |
| GTIN (EAN) | 4050118333008              | (P): 6.10, Insulated: Yes, 32 A, blue                                 |
| Qty.       | 60 pc(s).                  |   |
| Type       | ZQV 4N/10 RD               | Version   |
| Order No.  | <a href="#">2460740000</a> | Cross-connector (terminal), Plugged, Number of poles: 10, Pitch in mm |
| GTIN (EAN) | 4050118476163              | (P): 6.10, 32 A, red  |
| Qty.       | 20 pc(s).                  |   |
| Type       | ZQV 4N/50 RD               | Version   |
| Order No.  | <a href="#">2460730000</a> | Cross-connector (terminal), Plugged, Number of poles: 50, Pitch in mm |
| GTIN (EAN) | 4050118476156              | (P): 6.10, Insulated: Yes, 32 A, red                                  |
| Qty.       | 5 pc(s).                   |   |
| Type       | ZQV 4N/3 RD                | Version   |
| Order No.  | <a href="#">2460810000</a> | Cross-connector (terminal), Plugged, Number of poles: 3, Pitch in mm  |
| GTIN (EAN) | 4050118476231              | (P): 6.10, 32 A, red  |
| Qty.       | 60 pc(s).                  |   |
| Type       | ZQV 4N/6 RD                | Version   |
| Order No.  | <a href="#">2460780000</a> | Cross-connector (terminal), Plugged, Number of poles: 6, Pitch in mm  |
| GTIN (EAN) | 4050118476200              | (P): 6.10, Insulated: Yes, 32 A, red                                  |
| Qty.       | 20 pc(s).                  |   |
| Type       | ZQV 4N/2 BL                | Version   |
| Order No.  | <a href="#">1528040000</a> | Cross-connector (terminal), Plugged, Number of poles: 2, Pitch in mm  |
| GTIN (EAN) | 4050118332773              | (P): 6.10, Insulated: Yes, 32 A, blue                                 |
| Qty.       | 60 pc(s).                  |   |
| Type       | ZQV 4N/5                   | Version   |
| Order No.  | <a href="#">1527980000</a> | Cross-connector (terminal), Plugged, Number of poles: 5, Pitch in mm  |
| GTIN (EAN) | 4050118332759              | (P): 6.10, Insulated: Yes, 32 A, orange                               |
| Qty.       | 60 pc(s).                  |   |
| Type       | ZQV 4N/7 BL                | Version   |
| Order No.  | <a href="#">1528180000</a> | Cross-connector (terminal), Plugged, Number of poles: 7, Pitch in mm  |
| GTIN (EAN) | 4050118333114              | (P): 6.10, Insulated: Yes, 32 A, blue                                 |
| Qty.       | 20 pc(s).                  |   |
| Type       | ZQV 4N/4                   | Version   |
| Order No.  | <a href="#">1527970000</a> | Cross-connector (terminal), Plugged, Number of poles: 4, Pitch in mm  |
| GTIN (EAN) | 4050118332889              | (P): 6.10, Insulated: Yes, 32 A, orange                               |
| Qty.       | 60 pc(s).                  |   |
| Type       | ZQV 4N/3                   | Version   |
| Order No.  | <a href="#">1527940000</a> | Cross-connector (terminal), Plugged, Number of poles: 3, Pitch in mm  |
| GTIN (EAN) | 4050118332865              | (P): 6.10, Insulated: Yes, 32 A, orange                               |
| Qty.       | 60 pc(s).                  |   |
| Type       | ZQV 4N/9 RD                | Version   |
| Order No.  | <a href="#">2460750000</a> | Cross-connector (terminal), Plugged, Number of poles: 9, Pitch in mm  |
| GTIN (EAN) | 4050118476170              | (P): 6.10, Insulated: Yes, 32 A, red                                  |
| Qty.       | 20 pc(s).                  |   |
| Type       | ZQV 4N/10                  | Version   |
| Order No.  | <a href="#">1528090000</a> | Cross-connector (terminal), Plugged, Number of poles: 10, Pitch in mm |
| GTIN (EAN) | 4050118332896              | (P): 6.10, Insulated: Yes, 32 A, orange                               |
| Qty.       | 20 pc(s).                  |   |
| Type       | ZQV 4N/4 BL                | Version   |
| Order No.  | <a href="#">1528120000</a> | Cross-connector (terminal), Plugged, Number of poles: 4, Pitch in mm  |
| GTIN (EAN) | 4050118332872              | (P): 6.10, Insulated: Yes, 32 A, blue                                 |
| Qty.       | 60 pc(s).                  |   |

Creation date June 4, 2024 1:57:03 AM CEST

Catalogue status 01.06.2024 / We reserve the right to make technical changes.

## AAP21 4 LI RD

Weidmüller Interface GmbH &amp; Co. KG

Klingenbergstraße 26

D-32758 Detmold

Germany

www.weidmueller.com

## Accessories

|            |                            |   |
|------------|----------------------------|---|
| Type       | ZQV 4N/2                   | Version   |
| Order No.  | <a href="#">1527930000</a> | Cross-connector (terminal), Plugged, Number of poles: 2, Pitch in mm  |
| GTIN (EAN) | 4050118332766              | (P): 6.10, Insulated: Yes, 32 A, orange                               |
| Qty.       | 60 pc(s).                  |   |
| Type       | ZQV 4N/10 BL               | Version   |
| Order No.  | <a href="#">1528230000</a> | Cross-connector (terminal), Plugged, Number of poles: 10, Pitch in mm |
| GTIN (EAN) | 4050118333138              | (P): 6.10, Insulated: Yes, 32 A, blue                                 |
| Qty.       | 20 pc(s).                  |   |
| Type       | ZQV 4N/5 BL                | Version   |
| Order No.  | <a href="#">1528140000</a> | Cross-connector (terminal), Plugged, Number of poles: 5, Pitch in mm  |
| GTIN (EAN) | 4050118333015              | (P): 6.10, Insulated: Yes, 32 A, blue                                 |
| Qty.       | 60 pc(s).                  |   |
| Type       | ZQV 4N/8 BL                | Version   |
| Order No.  | <a href="#">1528190000</a> | Cross-connector (terminal), Plugged, Number of poles: 8, Pitch in mm  |
| GTIN (EAN) | 4050118332858              | (P): 6.10, Insulated: Yes, 32 A, blue                                 |
| Qty.       | 20 pc(s).                  |   |
| Type       | ZQV 4N/50                  | Version   |
| Order No.  | <a href="#">1528130000</a> | Cross-connector (terminal), Plugged, Number of poles: 50, Pitch in mm |
| GTIN (EAN) | 4050118332902              | (P): 6.10, Insulated: Yes, 32 A, orange                               |
| Qty.       | 5 pc(s).                   |   |
| Type       | ZQV 4N/2 RD                | Version   |
| Order No.  | <a href="#">2460450000</a> | Cross-connector (terminal), Plugged, Number of poles: 2, Pitch in mm  |
| GTIN (EAN) | 4050118476149              | (P): 6.10, 32 A, red  |
| Qty.       | 60 pc(s).                  |   |
| Type       | ZQV 4N/7 RD                | Version   |
| Order No.  | <a href="#">2460770000</a> | Cross-connector (terminal), Plugged, Number of poles: 7, Pitch in mm  |
| GTIN (EAN) | 4050118476194              | (P): 6.10, Insulated: Yes, 32 A, red                                  |
| Qty.       | 20 pc(s).                  |   |
| Type       | ZQV 4N/8 RD                | Version   |
| Order No.  | <a href="#">2460760000</a> | Cross-connector (terminal), Plugged, Number of poles: 8, Pitch in mm  |
| GTIN (EAN) | 4050118476187              | (P): 6.10, Insulated: Yes, 32 A, red                                  |
| Qty.       | 20 pc(s).                  |   |
| Type       | ZQV 4N/9                   | Version   |
| Order No.  | <a href="#">1528070000</a> | Cross-connector (terminal), Plugged, Number of poles: 9, Pitch in mm  |
| GTIN (EAN) | 4050118332797              | (P): 6.10, Insulated: Yes, 32 A, orange                               |
| Qty.       | 20 pc(s).                  |   |
| Type       | ZQV 4N/9 BL                | Version   |
| Order No.  | <a href="#">1528220000</a> | Cross-connector (terminal), Plugged, Number of poles: 9, Pitch in mm  |
| GTIN (EAN) | 4050118333107              | (P): 6.10, Insulated: Yes, 32 A, blue                                 |
| Qty.       | 20 pc(s).                  |   |
| Type       | ZQV 4N/6                   | Version   |
| Order No.  | <a href="#">1527990000</a> | Cross-connector (terminal), Plugged, Number of poles: 6, Pitch in mm  |
| GTIN (EAN) | 4050118332919              | (P): 6.10, Insulated: Yes, 32 A, orange                               |
| Qty.       | 20 pc(s).                  |   |
| Type       | ZQV 4N/7                   | Version   |
| Order No.  | <a href="#">1528020000</a> | Cross-connector (terminal), Plugged, Number of poles: 7, Pitch in mm  |
| GTIN (EAN) | 4050118332780              | (P): 6.10, Insulated: Yes, 32 A, orange                               |
| Qty.       | 20 pc(s).                  |   |

## AAP21 4 LI RD

Weidmüller Interface GmbH &amp; Co. KG

Klingenbergstraße 26

D-32758 Detmold

Germany

www.weidmueller.com

## Accessories

## Custom printing



The Dekafix (DEK) marker is the universal marker for all conductor and plug-in connectors as well as for electronic sub-assemblies. The system is ideal for short number sequences and covers a wide range of ready-printed markers.

Strips for fast installation in only one work step. The printing is easy to read, rich in contrast and available in various widths.

- Large range of ready-to-use markers
- Strips for fast installation
- Terminal markers, suitable for all Weidmüller cable connectors
- Available as blank MultiCard or with standard printing

**For custom printing:** Please send us a file of our labeling software M-Print PRO or M-Print PRO Online (without installation) for your labeling specifications.

## General ordering data

|            |                            |   |
|------------|----------------------------|---|
| Type       | DEK 5/6 MC SDR             | Version   |
| Order No.  | <a href="#">1609830000</a> | Dekafix, Terminal marker, 5 x 6 mm, Pitch in mm (P): 6.00 |
| GTIN (EAN) | 4008190456603              | Weidmueller, To customer specification                    |
| Qty.       | 200 pc(s).                 |   |
| Type       | DEK 5/6 PLUS MC SDR        | Version   |
| Order No.  | <a href="#">1038650000</a> | Dekafix, Terminal marker, 5 x 6 mm, Pitch in mm (P): 6.00 |
| GTIN (EAN) | 4032248767908              | Weidmueller, To customer specification                    |
| Qty.       | 200 pc(s).                 |   |

## Digital current clamp devices



Digital current clamp devices and attachments and adapters are used for measuring AC and DC currents. The significant advantage of these devices is that you can make a measurement without breaking the flow of current.

## General ordering data

|            |                            |            |
|------------|----------------------------|------------|
| Type       | ZUB MULTIMETER             | Version    |
| Order No.  | <a href="#">9205270000</a> | Multimeter |
| GTIN (EAN) | 4032248723522              |            |
| Qty.       | 1 pc(s).                   |            |



## AAP21 4 LI RD

Weidmüller Interface GmbH &amp; Co. KG

Klingenbergstraße 26

D-32758 Detmold

Germany

www.weidmueller.com

## Accessories

## Blank



WS markers are the perfect match for the W-series connectors. Thanks to their system compatibility, the WS tags can also be used with the I-series and the Z-series. The large marking surfaces do not only permit long character strings but also multi-line text. WS markers are ideal for labels with long, customised character strings. Thanks to the proven MultiCard format, printing with PrintJet CONNECT oder/or Plotter is possible.

- Can be fitted in strips or individually
- Markers in proven MultiCard format

**For custom printing:** Please send us a file of our labeling software M-Print PRO or M-Print PRO Online (without installation) for your labeling specifications.

## General ordering data

|            |                            |  |
|------------|----------------------------|--|
| Type       | WS 10/6 M MC NE WS         | Version  |
| Order No.  | <a href="#">1818400000</a> | WS, Terminal marker, 10 x 6 mm, Pitch in mm (P): 6.00 Weidmueller, |
| GTIN (EAN) | 4032248310876              | Allen-Bradley, white   |
| Qty.       | 600 pc(s).                 |  |
| Type       | WS 10/6 PLUS MC NE WS      | Version  |
| Order No.  | <a href="#">1046390000</a> | WS, Terminal marker, 10 x 6 mm, Pitch in mm (P): 6.00 Weidmueller, |
| GTIN (EAN) | 4032248782109              | Allen-Bradley, white   |
| Qty.       | 600 pc(s).                 |  |
| Type       | WS 10/6 M PLUS MC NE WS    | Version  |
| Order No.  | <a href="#">2003780000</a> | WS, Terminal marker, 10 x 6 mm, Pitch in mm (P): 6.00 Weidmueller, |
| GTIN (EAN) | 4050118424461              | Allen-Bradley, white   |
| Qty.       | 600 pc(s).                 |  |
| Type       | WS 10/6 MC M NE GE         | Version  |
| Order No.  | <a href="#">1917430000</a> | WS, Terminal marker, 10 x 6 mm, Pitch in mm (P): 6.00 Weidmueller, |
| GTIN (EAN) | 4032248551637              | Allen-Bradley, yellow  |
| Qty.       | 600 pc(s).                 |  |
| Type       | WS 10/6 MC M NE GN         | Version  |
| Order No.  | <a href="#">1917420000</a> | WS, Terminal marker, 10 x 6 mm, Pitch in mm (P): 6.00 Weidmueller, |
| GTIN (EAN) | 4032248551620              | Allen-Bradley, green   |
| Qty.       | 600 pc(s).                 |  |
| Type       | WS 10/6 MC M NE RT         | Version  |
| Order No.  | <a href="#">1917440000</a> | WS, Terminal marker, 10 x 6 mm, Pitch in mm (P): 6.00 Weidmueller, |
| GTIN (EAN) | 4032248551644              | Allen-Bradley, red   |
| Qty.       | 600 pc(s).                 |  |
| Type       | WS 10/6 MC M NE BL         | Version  |
| Order No.  | <a href="#">1069080000</a> | WS, Terminal marker, 10 x 6 mm, Pitch in mm (P): 6.00 Weidmueller, |
| GTIN (EAN) | 4032248824618              | Allen-Bradley, blue  |
| Qty.       | 600 pc(s).                 |  |
| Type       | WS 10/6 MC NE WS           | Version  |
| Order No.  | <a href="#">1828450000</a> | WS, Terminal marker, 10 x 6 mm, Pitch in mm (P): 6.00 Weidmueller, |
| GTIN (EAN) | 4032248350513              | Allen-Bradley, white   |
| Qty.       | 600 pc(s).                 |  |

## AAP21 4 LI RD

Weidmüller Interface GmbH &amp; Co. KG

Klingenbergstraße 26

D-32758 Detmold

Germany

www.weidmueller.com

## Accessories

## DEK 5/6



## WS/ DEK

MultiMark terminal markers use an innovative composite material made from two components. The hard base contour of the marker snaps securely into the connector. The elastic surface finish makes the marker easy to mount. This specially punched material enables the strips to be stretched to accommodate the slight variations in spacing that tend to add up, especially with long terminal blocks. Another advantage: the excellent printability of the surface material guarantees durable and wear-resistant labelling. A print resolution of 300 dpi also produces a very legible script.

## Your benefits with MultiMark

- Firm hold and durable printing
- Continuous strips save installation time
- Easy mounting thanks to an innovative composite material
- Large label field for optimal legibility
- High flexibility thanks to manufacturer independence

## General ordering data

|            |                            |  |
|------------|----------------------------|--|
| Type       | DEK 5/6 MM WS              | Version  |
| Order No.  | <a href="#">2007120000</a> | Dekafix, Terminal marker, 5 x 6 mm, Weidmueller, white |
| GTIN (EAN) | 4050118392104              |  |
| Qty.       | 600 pc(s).                 |  |

## A-Series



Test adapters and test plugs are used for the electrical connection between terminal blocks and the test equipment. In this way, an electrical contact can be established in the wired state and measurements can be done easily.

## General ordering data

|            |                            |  |
|------------|----------------------------|--|
| Type       | ATPG 1.5-10 L              | Version  |
| Order No.  | <a href="#">1991890000</a> | Test adapter (terminal), 1.5 mm², 250 V, 0.2 A |
| GTIN (EAN) | 4050118376647              |  |
| Qty.       | 50 pc(s).                  |  |
| Type       | ATPG 4 MI-R                | Version  |
| Order No.  | <a href="#">1991860000</a> | Test adapter (terminal), 1.5 mm², 250 V, 0.2 A |
| GTIN (EAN) | 4050118376661              |  |
| Qty.       | 50 pc(s).                  |  |