


**SAIE-M12SB-4-F5.5TL****Weidmüller Interface GmbH & Co. KG**

Klingenbergstraße 26

D-32758 Detmold

Germany

[www.weidmueller.com](http://www.weidmueller.com)

Weidmüller is one of the industry's leading international providers of connectors. An important mainstay in this product family are the circular connectors, which Weidmüller groups under the product name SAI. In the development of SAI products, Weidmüller engineers have always concentrated on achieving rational, cost-effective installation concepts, and – in cooperation with major users – have supplied the markets with well-conceived products which set standards in terms of functionality and quality across the globe. The best examples are the new power distributors with S and T coded M12. These modules are characterised by particularly high currents and voltages. This enables them to also be used, for example, with three-phase motors.

**General ordering data**

|            |  |
|------------|--|
| Version    | Built-in plugs, M12, Mounting thread: M 12, Number of poles: 4, Strand / cable length: |
| Order No.  | <a href="#">2424080000</a>   |
| Type       | SAIE-M12SB-4-F5.5TL  |
| GTIN (EAN) | 4050118432039  |
| Qty.       | 10 pc(s).  |

## SAIE-M12SB-4-F5.5TL

Weidmüller Interface GmbH &amp; Co. KG

Klingenbergstraße 26

D-32758 Detmold

Germany

www.weidmueller.com

## Technical data

## Dimensions and weights

|            |       |
|------------|-------|
| Net weight | 9.8 g |
|------------|-------|

## Technical data of PCB plug-in connector

|  |                              |
|--|------------------------------|
| Coding                                 | B-coded                      |
| Housing surface                        | nickel-plated                |
| Housings                               | M12 pin                      |
| Mounting height                        | 5.5 mm                       |
| Mounting thread                        | M12                          |
| Number of poles                        | 4                            |
| Shield connection                      | Yes                          |
| Type of mounting                       | Front mounting               |
| Rated voltage                          | 250 V                        |
| Rated voltage                          | 250 V                        |
| Rated current                          | 4 A                          |
| Rated current                          | 4 A                          |
| Temperature range                      | -30...80 °C                  |
| Protection degree                      | IP67                         |
| Contact surface                        | Au (Gold)                    |
| Housing main material                  | CuZn, nickel-plated          |
| Connection thread                      | M12                          |
| Tightening torque                      | M12: 0.8 Nm                  |
| Mounting thread                        | M 12                         |
| Mounting torque                        | max. 1.2 Nm                  |
| Mounting torque range                  | 1.2 Nm                       |
| Mounting onto the PCB                  | Dip solder                   |
| Insulation strength                    | 100 MΩ                       |
| Pollution severity                     | 3 (2 within the sealed area) |
| Plugging cycles                        | ≥ 100                        |
| Contact material                       | Cu-alloy                     |
| Lock nut material                      | Nickel-plated CuZn           |
| Material of the flange-mounted housing | Nickel-plated CuZn           |

## General Info

|                   |           |                       |                     |
|-------------------|-----------|-----------------------|---------------------|
| Number of poles   | 4         | Housing main material | CuZn, nickel-plated |
| Connection thread | M12       | Contact material      | Cu-alloy            |
| Contact surface   | Au (Gold) | Type of mounting      | Front mounting      |
| Protection degree | IP67      | Plugging cycles       | ≥ 100               |

## Material data

|                  |          |                 |           |
|------------------|----------|-----------------|-----------|
| Contact material | Cu-alloy | Contact surface | Au (Gold) |
|------------------|----------|-----------------|-----------|

## System parameters

|                       |            |                     |        |
|-----------------------|------------|---------------------|--------|
| Mounting onto the PCB | Dip solder | Insulation strength | 100 MΩ |
| Number of poles       | 4          | Pin series quantity | 1      |
| Plugging cycles       | ≥ 100      | Protection degree   | IP67   |

**SAIE-M12SB-4-F5.5TL****Weidmüller Interface GmbH & Co. KG**

Klingenbergstraße 26

D-32758 Detmold

Germany

[www.weidmueller.com](http://www.weidmueller.com)**Technical data****Classifications**

|             |             |             |             |
|-------------|-------------|-------------|-------------|
| ETIM 6.0    | EC002638    | ETIM 7.0    | EC003568    |
| ETIM 8.0    | EC003568    | ETIM 9.0    | EC003568    |
| ECLASS 9.0  | 27-44-03-09 | ECLASS 9.1  | 27-44-03-09 |
| ECLASS 10.0 | 27-44-03-09 | ECLASS 11.0 | 27-44-01-10 |
| ECLASS 12.0 | 27-44-01-10 | ECLASS 13.0 | 27-44-01-10 |

**Environmental Product Compliance**

|            |                                      |
|------------|--------------------------------------|
| REACH SVHC | Lead 7439-92-1                       |
| SCIP       | 0ea6d931-f9e9-40a6-89d9-8d67103189d3 |

**Approvals**

|      |         |
|------|---------|
| ROHS | Conform |
|------|---------|

**Downloads**

|                  |  |
|------------------|--|
| Engineering Data | <a href="#">CAD data – STEP</a>          |
| Catalogues       | <a href="#">Catalogues in PDF-format</a> |
| Brochures        | <a href="#">FL FIELDWIRING EN</a>        |

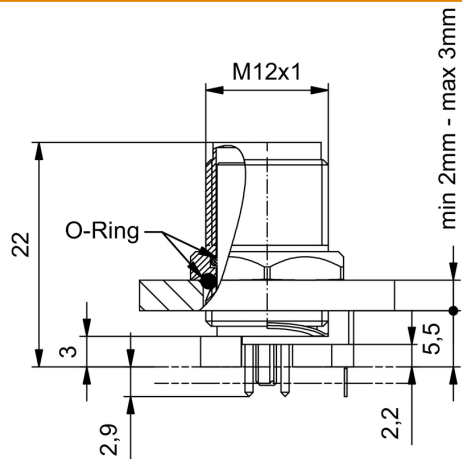
## SAIE-M12SB-4-F5.5TL

**Weidmüller Interface GmbH & Co. KG**  
Klingenbergstraße 26  
D-32758 Detmold  
Germany

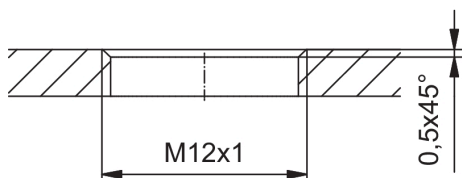
[www.weidmueller.com](http://www.weidmueller.com)

## Drawings

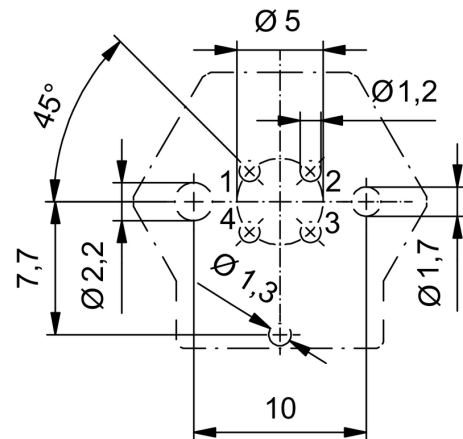
### Dimensioned drawing



### Front panel section



### PCB design



### Pole scheme

