

SAIL-M12BG-S-5.0P**Weidmüller Interface GmbH & Co. KG**

Klingenbergstraße 26

D-32758 Detmold

Germany

www.weidmueller.com

Your peripheral devices should be supplied with greater power. With our new M12 plug-in connector, more than 250 V and 2 A is possible without problems. The compact A-, K-, L-, S- and T-coded M12 plug-in connectors are designed for the transmission of up to 630 V AC or 60 V DC and 12 A.

General ordering data

Version	Power cable, One end without connector, M12, Number of poles : 4 (3 + PE), 5 m, Female socket, straight, Shielded: No, LED: No, Sheath material: PUR, Halogen: No
Order No.	2050160500
Type	SAIL-M12BG-S-5.0P
GTIN (EAN)	4050118441659
Qty.	1 pc(s).

SAIL-M12BG-S-5.0P**Weidmüller Interface GmbH & Co. KG**

Klingenbergstraße 26

D-32758 Detmold

Germany

www.weidmueller.com

Technical data**Dimensions and weights**

Net weight	300 g
------------	-------

Technical specifications for cable

Acceleration	5 m/s ²	Bending cycles	10 Mio
Bending radius, min., moving	7.5 x cable diameter	Bending radius, min., stationary	4 x cable diameter
Cable length	5 m	Colour coding	grey, black, brown, Green/yellow
Configurable cable length	No	Core cross-section	1.5 mm ²
Halogen	No	Insulation	PP
Irradiation crosslinked	No	Number of poles	4 (3 + PE)
Outer cladding in accordance with UL AWM style	20234 (80 °C / 1000 V)	Outside diameter	9.6 mm ± 0.3 mm
PE function	Yes	Resistant to welding beads	No
Sheath material	PUR	Sheathing colour	black
Shielded	No	Speed	5 m/s
Suitable for cable carriers	Yes	Temperature range, moving	-40...80 °C
Temperature range, stationary	-50...80 °C	Welding spark resistance	No

General technical data

AF size	13 mm	Coding	S-coded
Connection thread	M12	Contact surface	Gold-plated
Housing main material	PUR	Insulation strength	10 ⁸ Ω
LED	No	Plugging cycles	≥ 100
Pollution severity	3	Protection degree	IP67, when screwed in
Rated current	12 A	Rated voltage	600 V
Temperature range of housing	-40 ... +85 °C	Tightening torque	M12: 0.8 - 1.2 Nm
Version	Female socket, straight		

Electrical properties

Insulation strength	10 ⁸ Ω	Rated voltage	600 V
---------------------	-------------------	---------------	-------

General standards

Certificate no. (cULus)	E310075	Connector standard	IEC 61076-2-111
-------------------------	---------	--------------------	-----------------

Standards

Connector standard	IEC 61076-2-111
--------------------	-----------------

Plug, left

Plug left	M12, S-coded, IP67, female contact, straight, Plastic, unshielded
-----------	-------------------------------------------------------------------

Plug, right

Plug right	free conductor end
------------	--------------------

SAIL-M12BG-S-5.0P**Weidmüller Interface GmbH & Co. KG**

Klingenbergstraße 26

D-32758 Detmold

Germany

www.weidmueller.com**Technical data****Classifications**

ETIM 6.0	EC001855	ETIM 7.0	EC001855
ETIM 8.0	EC001855	ETIM 9.0	EC001855
ECLASS 9.0	27-06-03-11	ECLASS 9.1	27-06-03-11
ECLASS 10.0	27-06-03-11	ECLASS 11.0	27-06-03-11
ECLASS 12.0	27-06-03-11	ECLASS 13.0	27-06-03-11

Environmental Product Compliance

REACH SVHC	Lead 7439-92-1
SCIP	e8d8af70-4c85-4483-bc8c-9bc5b598e2a9

Approvals

Approvals



ROHS	Conform
UL File Number Search	UL Website
Certificate no. (cULus)	E310075

Downloads

Engineering Data	CAD data – STEP
Catalogues	Catalogues in PDF-format
Brochures	FL FIELDWIRING EN

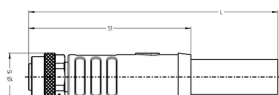
SAIL-M12BG-S-5.0P

Weidmüller Interface GmbH & Co. KG
Klingenbergstraße 26
D-32758 Detmold
Germany

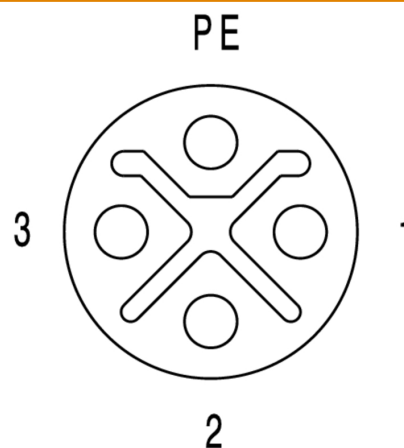
www.weidmueller.com

Drawings

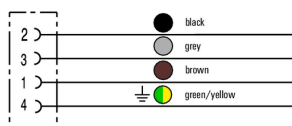
Dimensioned drawing



Pole scheme



Wiring diagram



The ideal tool: Screwty® with torque function

