

PRO DCDC 240W 24V 10A**Weidmüller Interface GmbH & Co. KG**

Klingenbergstraße 26

D-32758 Detmold

Germany

www.weidmueller.com

The DC/DC converter compensates for voltage fluctuations, such as those that occur with unregulated power supplies or long cables. With galvanic isolation and protection class III for earth-free systems, the DC/DC converter is particularly suitable for use in independent supply systems. The space-saving module can optimally convert voltage levels, offers above-average power performance, comprehensive safety functions, and a high efficiency of up to 95 %.

General ordering data

Version	DC/DC converter
Order No.	2001810000
Type	PRO DCDC 240W 24V 10A
GTIN (EAN)	4050118383843
Qty.	1 pc(s).

PRO DCDC 240W 24V 10A
Weidmüller Interface GmbH & Co. KG

Klingenbergstraße 26

D-32758 Detmold

Germany

www.weidmueller.com
Technical data
Dimensions and weights

Depth	120 mm	Depth (inches)	4.724 inch
Height	130 mm	Height (inches)	5.118 inch
Width	43 mm	Width (inches)	1.693 inch
Net weight	1,088 g		

Temperatures

Storage temperature	-40 °C...85 °C	Operating temperature	-25 °C...70 °C
Humidity at operating temperature	5...95 %, no condensation	Humidity	5...95 %, no condensation

Input

Connection system		DC input voltage range	14...32 V (during operation), 18...32 V (commissioning)
	Screw connection		
Input fuse (internal)	Yes	Inrush Current Limitation	Yes
Inrush current	max. 15 A	Nominal power consumption	260.9 VA
Rated input voltage		Recommended back-up fuse	25 A, Char.B circuit breaker, 25 A, Char.C circuit breaker
	24 V DC		

Output

Capacitive load	unrestricted																				
Connection system	Screw connection																				
Continuous output current @ U_{Nominal}	10 A @ 60 °C, 12 A @ 45 °C, 7.5 A @ 70 °C																				
DCL - peak load reserve	<table> <tr> <td>Multiple of the rated current</td><td>150 %</td></tr> <tr> <td>Boost duration</td><td>5 s</td></tr> <tr> <td>Multiple of the rated current</td><td>200 %</td></tr> <tr> <td>Boost duration</td><td>200 ms</td></tr> <tr> <td>Multiple of the rated current</td><td>300 %</td></tr> <tr> <td>Boost duration</td><td>100 ms</td></tr> <tr> <td>Multiple of the rated current</td><td>400 %</td></tr> <tr> <td>Boost duration</td><td>50 ms</td></tr> <tr> <td>Multiple of the rated current</td><td>600 %</td></tr> <tr> <td>Boost duration</td><td>20 ms</td></tr> </table>	Multiple of the rated current	150 %	Boost duration	5 s	Multiple of the rated current	200 %	Boost duration	200 ms	Multiple of the rated current	300 %	Boost duration	100 ms	Multiple of the rated current	400 %	Boost duration	50 ms	Multiple of the rated current	600 %	Boost duration	20 ms
Multiple of the rated current	150 %																				
Boost duration	5 s																				
Multiple of the rated current	200 %																				
Boost duration	200 ms																				
Multiple of the rated current	300 %																				
Boost duration	100 ms																				
Multiple of the rated current	400 %																				
Boost duration	50 ms																				
Multiple of the rated current	600 %																				
Boost duration	20 ms																				
Nominal output current for U_{nom}	10 A @ 60 °C																				
Output current	10A																				
Output power	240 W																				
Output voltage, max.	29.5 V																				
Output voltage, min.	22.5 V																				
Output voltage, note	(adjustable via potentiometer on front)																				
Overload protection	Yes																				
Parallel connection option	yes, max. 5 (without diode module)																				
Protection against inverse voltage	Yes																				
Ramp-up time	≤ 9 ms (U_{out} : 10%...90%)																				
Rated output voltage	24 V DC ± 1 %																				
Residual ripple, breaking spikes	≤ 20 mVPP @full load																				

PRO DCDC 240W 24V 10A

Weidmüller Interface GmbH & Co. KG

Klingenbergstraße 26

D-32758 Detmold

Germany

www.weidmueller.com

Technical data

General data

AC failure bridging time @ I_{nom}	> 12 ms @ 24 V DC	Clip-in foot	metal
Current limiting	150% I_{out}	Degree of efficiency	Typ.: 92 %
Housing version	Metal, corrosion resistant	Humidity	5...95 %, no condensation
Max. perm. air humidity (operational)	5 %...95 % RH	Mounting position, installation notice	Horizontal on TS35 mounting rail. 50 mm of clearance at top & bottom for air circ. Can mount side by side with no space in between., 50 mm clearance at top and bottom for free air circulation, mountable side by side without clearance
Power loss, idling	2 W	Power loss, nominal load	22 W
Protection against over-heating	Yes	Protection against reverse voltages from the load	33...34 V DC
Protection degree	IP20	Short-circuit protection	Yes
Start-up	≥ -40 °C	Surge voltage category	III

EMC / shock / vibration

Interference immunity test acc. to	EN 61000-4-2 (ESD), EN 61000-4-4 (burst), EN 61000-4-5 (surge), EN 61000-4-6 (conducted), EN 61000-4-3 (HF field)	Limiting of mains voltage harmonic currents	According to EN 61000-3-2
Noise emission in accordance with EN55032	Class B	Shock resistance IEC 60068-2-27	30 g in all directions
Vibration resistance IEC 60068-2-6	2.3 g (15 Hz...150 Hz)		

Insulation coordination

Insulation voltage input / earth	1.5 kV	Insulation voltage output / earth	0.5 kV
Insulation voltage, input/output	1.5 kV	Pollution severity	2
Protection class	III	Surge voltage category	III

Electrical safety (applied standards)

Electrical machine equipment	Acc. to EN60204	For use with electronic equipment	Acc. to EN50178 / VDE0160
Protection against dangerous shock currents	Acc. to VDE0106-101	Protective separation / protection against electrical shock	VDE0100-410 / acc. to DIN57100-410
Safety extra-low voltage	SELV acc. to IEC 60950-1, PELV according to EN 60204-1	Safety transformers for switch-mode power supplies	According to EN 61558-2-16

Connection data (input)

Conductor cross-section, AWG/kcmil, max.	12 AWG	Conductor cross-section, AWG/kcmil, min.	30 AWG
Conductor cross-section, flexible, min.	0.08 mm ²	Conductor cross-section, rigid, max.	4 mm ²
Conductor cross-section, rigid, min.	0.08 mm ²	Connection system	Screw connection
Number of terminals	2 (+,-)	Reverse polarity protection	Yes
Tightening torque, max.	0.5 Nm	Tightening torque, min.	0.4 Nm
Wire connection cross section, flexible (input), max.	4 mm ²		

PRO DCDC 240W 24V 10A

Weidmüller Interface GmbH & Co. KG

Klingenbergstraße 26

D-32758 Detmold

Germany

www.weidmueller.com

Technical data

Connection data (output)

Conductor cross-section, AWG/kcmil , max.	14 AWG	Conductor cross-section, AWG/kcmil , min.	24 AWG
Conductor cross-section, flexible , max.	2.5 mm ²	Conductor cross-section, flexible , min.	0.2 mm ²
Conductor cross-section, rigid , max.	2.5 mm ²	Conductor cross-section, rigid , min.	0.2 mm ²
Connection system	Screw connection	Number of terminals	10 (+ / - / signal)
Reverse polarity protection	Yes	Tightening torque, max.	0.5 Nm
Tightening torque, min.	0.4 Nm		

Connection data (signal)

Number of terminals	5	Wire connection method	Screw connection
---------------------	---	------------------------	------------------

Signalling

Contact load (NO contact)	max. 30 V DC / 0.5 A, max. 50 V AC / 0.3 A	Floating contact	Yes
Relay on/off	Output voltage > 21.6 V / < 20.4 V	Transistor output, positive-switching	DC OK: 20 mA max., short-circuit-proof, I > 90%: 20 mA max., short-circuit-proof, Low U _{IN} : 20 mA max., short-circuit-proof

Approbations

Certificate no. (cULus)	E258476	Certificate no. (cULusEX)	E470829
Institute (cULus)	CULUS	Institute (cULusEX)	CULUSEX

Classifications

ETIM 6.0	EC002540	ETIM 7.0	EC002540
ETIM 8.0	EC002540	ETIM 9.0	EC002540
ECLASS 9.0	27-04-07-01	ECLASS 9.1	27-04-07-01
ECLASS 10.0	27-04-07-01	ECLASS 11.0	27-04-07-01
ECLASS 12.0	27-04-07-01	ECLASS 13.0	27-04-90-02

Environmental Product Compliance

REACH SVHC	Lead 7439-92-1
SCIP	6d8cdf22-8230-4af8-86c8-3558c716666d

PRO DCDC 240W 24V 10A

Weidmüller Interface GmbH & Co. KG

Klingenbergstraße 26

D-32758 Detmold

Germany

www.weidmueller.com

Technical data

Approvals

Approvals



ROHS	Conform
UL File Number Search	UL Website
Certificate no. (cULus)	E258476
Certificate no. (cULusEX)	E470829

Downloads

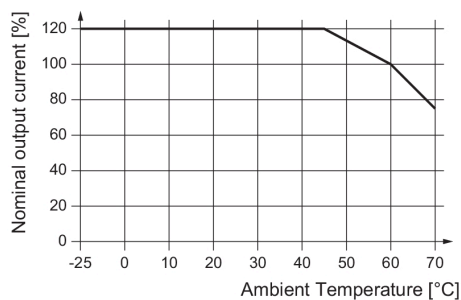
Approval/Certificate/Document of Conformity	PRO DCDC 240W 24V 10A UL508 CSA C22.2.pdf ABS Certificate.pdf DNV Certificate.pdf LR Certificate.pdf PRO DCDC UL Class 1, Div.2.pdf BV Certificate DE_PA5200_160310_002.pdf
Engineering Data	CAD data – STEP
User Documentation	Operating Instructions
Catalogues	Catalogues in PDF-format

PRO DCDC 240W 24V 10A

Weidmüller Interface GmbH & Co. KG
 Klingenbergstraße 26
 D-32758 Detmold
 Germany

www.weidmueller.com

Drawings



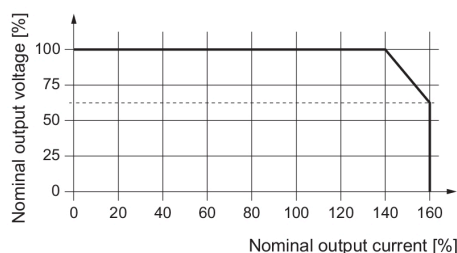
Derating curve

Event		LED (Gr/Ye/Rd)		LED (Ye)		Transistor status outputs			Status relay
Input	Output	gr = "DC OK"		Ye = "I > 90% I _N "		DC OK	I > 90% I _N	I low U _{IN}	
U _{IN} < 14 V	–	OFF		ON		Low	Low	Low	OFF
U _{IN} = 14...19.2 V *1)	I < 90% I _N	Gr		ON		High	Low	Low	ON
	I > 90% I _N	Ye		ON		High	High	Low	ON
	U < 20.4 V	Rd		ON		Low	Low	Low	OFF
U _{IN} > 19.2 V	I < 90% I _N	Gr		OFF		High	Low	High	ON
	I > 90% I _N	Ye		OFF		High	High	High	ON
	U < 20.4 V	Rd		OFF		Low	Low	High	OFF

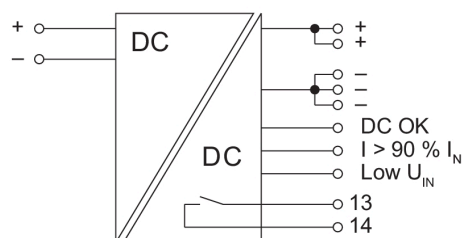
Gr = grün / green / verde / verde / verde / 绿色
 Ye = gelb / yellow / jaune / giallo / amarillo / amarillo / 黄色
 Rd = rot / red / rouge / rosso / rojo / vermelho / 红色

*1) während des Betriebes / during operations / en cours de fonctionnement / durante l'esercizio / durante el servicio / durante a operação / 运行过程中

Signal states



UI characteristic curve



Switching symbol

PRO DCDC 240W 24V 10A**Weidmüller Interface GmbH & Co. KG**

Klingenbergstraße 26

D-32758 Detmold

Germany

www.weidmueller.com**Accessories****W-Series****W**
Series

Weidmüller's range of products includes end brackets that guarantee a permanent, reliable mounting on the terminal rail and prevent sliding. Versions with and without screws are available. The end brackets include marking options, also for group markers, and also a test plug holder.

General ordering data

Type	WEW 35/2 V0 GF SW	Version
Order No.	1479000000	End bracket, Wemid, black, Rail: TS 35, when screwed in
GTIN (EAN)	4050118286779	
Qty.	50 pc(s).	
Type	WEW 35/1 V0 GF SW	Version
Order No.	1478990000	End bracket, Wemid, black, Rail: TS 35, when screwed in
GTIN (EAN)	4050118286892	
Qty.	50 pc(s).	

Crosshead screwdriver, Pozidrive

VDE insulated screwdriver sets, for working on live parts up to 1000 V AC and 1500 V DC, DIN EN 60900. IEC 900. Each piece is "GS" safety tested. Blade made from fully hardened, high-alloy chromium-vanadium-molybdenum steel, gun-metal finish.

General ordering data

Type	SDIK PZ1 SL	Version
Order No.	1274730000	Screwdriver, Screwdriver
GTIN (EAN)	4050118073225	
Qty.	1 pc(s).	

PRO DCDC 240W 24V 10A**Weidmüller Interface GmbH & Co. KG**

Klingenbergstraße 26

D-32758 Detmold

Germany

www.weidmueller.com**Accessories****Slotted screwdriver**

VDE insulated screwdriver sets, for working on live parts up to 1000 V AC and 1500 V DC, DIN EN 60900. IEC 900. Each piece is "GS" safety tested. Blade made from fully hardened, high-alloy chromium-vanadium-molybdenum steel, gun-metal finish.

General ordering data

Type	SDIS SL 0.6X3.5X100	Version
Order No.	1274660000	Screwdriver, Mounting tool
GTIN (EAN)	4050118072631	
Qty.	1 pc(s).	