


A3C 6 BL**Weidmüller Interface GmbH & Co. KG**

Klingenbergstraße 26

D-32758 Detmold

Germany

www.weidmueller.com**Product image**

To feed through power, signal, and data is the classical requirement in electrical engineering and panel building. The insulating material, the connection system and the design of the terminal blocks are the differentiating features. A feed-through terminal block is suitable for joining and/or connecting one or more conductors. They could have one or more connection levels that are on the same potential or insulated against one another.

General ordering data

| | |
|------------|---|
| Version | Feed-through terminal, PUSH IN, 6 mm ² , 800 V, 41 A, blue |
| Order No. | 1991830000 |
| Type | A3C 6 BL |
| GTIN (EAN) | 4050118376654 |
| Qty. | 50 pc(s). |

A3C 6 BL**Weidmüller Interface GmbH & Co. KG**

Klingenbergstraße 26

D-32758 Detmold

Germany

www.weidmueller.com

Technical data**Dimensions and weights**

| | | | |
|--------------------------|------------|----------------|------------|
| Depth | 45.5 mm | Depth (inches) | 1.791 inch |
| Depth including DIN rail | 46 mm | Height | 84.5 mm |
| Height (inches) | 3.327 inch | Width | 8.1 mm |
| Width (inches) | 0.319 inch | Net weight | 22.25 g |

Temperatures

| | | | |
|----------------------------------|----------------|----------------------------------|--------|
| Storage temperature | -25 °C...55 °C | Continuous operating temp., min. | -60 °C |
| Continuous operating temp., max. | 130 °C | | |

Material data

| | | | |
|--------------------------------|--------|---------------------------|------|
| Material | Wemid | Colour | blue |
| Colour of operational elements | orange | UL 94 flammability rating | V-0 |

Rating data IECEx/ATEX

| | | | |
|--------------------------------|-------------------|---------------------------------|-------------------|
| Certificate No. (ATEX) | TUEV16ATEX7909U | Certificate No. (IECEX) | IECEXTUR16.0036U |
| Max. voltage (ATEX) | 550 V | Current (ATEX) | 36 A |
| Wire cross section max. (ATEX) | 6 mm ² | Max. voltage (IECEX) | 550 V |
| Current (IECEX) | 36 A | Wire cross section max. (IECEX) | 6 mm ² |
| Marking EN 60079-7 | Ex eb II C Gb | Ex 2014/34/EU label | II 2 G D |

System specifications

| | | | |
|-------------------------------|-----|-------------------------------------|-------|
| End cover plate required | Yes | Number of potentials | 1 |
| Number of levels | 1 | Number of clamping points per level | 3 |
| Number of potentials per tier | 1 | Levels cross-connected internally | No |
| PE connection | No | Rail | TS 35 |
| N-function | No | PE function | No |
| PEN function | No | | |

Additional technical data

| | | | |
|--------------------------|---------|---------------------|-------|
| Explosion-tested version | Yes | Installation advice | Rail |
| Open sides | right | Snap-on | No |
| Type of fixing | Snap-on | Type of mounting | TS 35 |
| With snap-in pegs | No | | |

CSA rating data

| | | | |
|-------------------------------|-----------------|-------------------------------|-------|
| Certificate No. (CSA) | 200039-70089609 | Current size B (CSA) | 38 A |
| Current size C (CSA) | 38 A | Current size D (CSA) | 5 A |
| Voltage size B (CSA) | 600 V | Voltage size C (CSA) | 600 V |
| Voltage size D (CSA) | 600 V | Wire cross section max. (CSA) | 8 AWG |
| Wire cross section min. (CSA) | 22 AWG | | |

Conductors for clamping (additional connection)

Connection type, additional connection PUSH IN

Conductors for clamping (rated connection)

| | |
|----------------------|--------------------|
| Blade size | 1.0 x 5.5 mm |
| Clamping range, max. | 10 mm ² |

Creation date June 4, 2024 6:12:15 PM CEST

A3C 6 BL**Weidmüller Interface GmbH & Co. KG**

Klingenbergstraße 26

D-32758 Detmold

Germany

www.weidmueller.com

Technical data

| | | | |
|---|--|---------|----------------------|
| Clamping range, min. | 0.34 mm ² | | |
| Connection cross-section, stranded, max. | 6 mm ² | | |
| Connection cross-section, stranded, min. | 0.5 mm ² | | |
| Connection direction | top | | |
| Gauge to IEC 60947-1 | A5 | | |
| Number of connections | 3 | | |
| Stripping length | 12 mm | | |
| Tube length for twin wire-end ferrule | Tube length | max. | 12 mm |
| | | min. | 10 mm |
| | Cross-section for conductor connection | nominal | 0.5 mm ² |
| | | | |
| | Tube length | max. | 18 mm |
| | | min. | 10 mm |
| | Cross-section for conductor connection | nominal | 0.75 mm ² |
| | | | |
| | Tube length | max. | 18 mm |
| | | min. | 12 mm |
| | Cross-section for conductor connection | min. | 1 mm ² |
| | | max. | 1.5 mm ² |
| Tube length for wire-end ferrule with plastic collar DIN 46228/4 | Tube length | max. | 12 mm |
| | | min. | 10 mm |
| | Cross-section for conductor connection | min. | 0.5 mm ² |
| | | max. | 1 mm ² |
| | Tube length | max. | 18 mm |
| | | min. | 10 mm |
| | Cross-section for conductor connection | nominal | 1.5 mm ² |
| | | | |
| | Tube length | max. | 18 mm |
| | | min. | 12 mm |
| | Cross-section for conductor connection | nominal | 2.5 mm ² |
| | | | |
| Tube length for wire-end ferrule without plastic collar DIN 46228/1 | Cross-section for conductor connection | min. | 0.5 mm ² |
| | | max. | 1 mm ² |
| | Tube length | nominal | 10 mm |
| | | | |
| | Cross-section for conductor connection | min. | 1.5 mm ² |
| | | max. | 2.5 mm ² |
| | Tube length | min. | 10 mm |
| | | | |
| | Cross-section for conductor connection | nominal | 4 mm ² |
| | | | |
| | Tube length | max. | 18 mm |
| | | min. | 12 mm |
| | Cross-section for conductor connection | min. | 6 mm ² |
| | | max. | 10 mm ² |
| | Tube length | max. | 18 mm |
| | | min. | 10 mm |
| Twin wire-end ferrules, max. | 1.5 mm ² | | |
| Twin wire-end ferrules, min. | 0.5 mm ² | | |
| Type of connection | PUSH IN | | |
| Wire connection cross section AWG, max. | AWG 8 | | |
| Wire connection cross section AWG, min. | AWG 22 | | |
| Wire connection cross section, finely stranded, max. | 10 mm ² | | |
| Wire connection cross section, finely stranded, min. | 0.5 mm ² | | |

A3C 6 BL**Weidmüller Interface GmbH & Co. KG**

Klingenbergstraße 26

D-32758 Detmold

Germany

www.weidmueller.com

Technical data

Wire connection cross-section, finely stranded with wire-end ferrules DIN 46228/1, max. 10 mm²

Wire connection cross-section, finely stranded with wire-end ferrules DIN 46228/1, min. 0.5 mm²

Wire connection cross-section, finely stranded with wire-end ferrules DIN 46228/4, max. 6 mm²

Wire connection cross-section, finely stranded with wire-end ferrules DIN 46228/4, min. 0.5 mm²

Wire connection cross-section, solid core, max. 6 mm²

Wire connection cross-section, solid core, min. 0.5 mm²

General

| | | | |
|---|---------------|---|-------|
| Installation advice | Rail | Rail | TS 35 |
| Standards | IEC 60947-7-1 | Wire connection cross section AWG, max. | AWG 8 |
| Wire connection cross section AWG, min. | AWG 22 | | |

Rating data

| | | | |
|--|-------------------|---------------------------------|---------------|
| Rated cross-section | 6 mm ² | Rated voltage | 800 V |
| Rated DC voltage | 800 V | Rated current | 41 A |
| Current at maximum wires | 41 A | Standards | IEC 60947-7-1 |
| Volume resistance according to IEC 60947-7-x | 0.78 mΩ | Rated impulse withstand voltage | 8 kV |
| Power loss in accordance with IEC 60947-7-x | 1.31 W | Pollution severity | 3 |
| Surge voltage category | III | | |

UL rating data

| | | | |
|--|--------|--|-------|
| Certificate No. (cURus) | E60693 | Conductor size Factory wiring max. (cURus) | 8 AWG |
| Conductor size Factory wiring min. (cURus) | 22 AWG | Conductor size Field wiring max. (cURus) | 8 AWG |
| Conductor size Field wiring min. (cURus) | 22 AWG | Current size B (cURus) | 38 A |
| Current size C (cURus) | 38 A | Current size D (cURus) | 5 A |
| Voltage size B (cURus) | 600 V | Voltage size C (cURus) | 600 V |
| Voltage size D (cURus) | 600 V | | |

Classifications

| | | | |
|-------------|-------------|-------------|-------------|
| ETIM 6.0 | EC000897 | ETIM 7.0 | EC000897 |
| ETIM 8.0 | EC000897 | ETIM 9.0 | EC000897 |
| ECLASS 9.0 | 27-14-11-20 | ECLASS 9.1 | 27-14-11-20 |
| ECLASS 10.0 | 27-14-11-20 | ECLASS 11.0 | 27-14-11-20 |
| ECLASS 12.0 | 27-14-11-20 | ECLASS 13.0 | 27-25-01-01 |

A3C 6 BL

Weidmüller Interface GmbH & Co. KG

Klingenbergstraße 26

D-32758 Detmold

Germany

www.weidmueller.com

Technical data

Approvals

Approvals



| | |
|---------------------------|------------|
| ROHS | Conform |
| UL File Number Search | UL Website |
| Certificate No. (cURus) | E60693 |
| Certificate No. (cURusEX) | E184763 |

Downloads

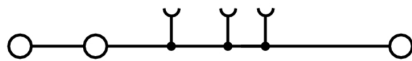
| | |
|---|---|
| Approval/Certificate/Document of Conformity | Attestation of Conformity UKCA Ex Attestation of Conformity UKCA Ex Attestation of Conformity IECEx Certificate ATEX Certificate CB Test Certificate CB Certificate DNVGL certificate CCC Ex Certificate UKCA Ex Certificate CE Declaration of Conformity UKCA declaration of conformity Confirmation of Standards EN 45545-2_2020-10 |
| Engineering Data | CAD data – STEP |
| Engineering Data | Zuken E3.S |
| Tender specification | Klippon® Connect 1991830000 DE Klippon® Connect 1991830000 EN |
| User Documentation | NTI_A3C 6.pdf Usage of terminals in EXi atmospheres StorageConditionsTerminalBlocks NTI ALO 16 User Manual AXC 1.5-16 |
| Catalogues | Catalogues in PDF-format |
| Brochures | |

A3C 6 BL

Weidmüller Interface GmbH & Co. KG
Klingenbergstraße 26
D-32758 Detmold
Germany

www.weidmueller.com

Drawings



A3C 6 BL**Weidmüller Interface GmbH & Co. KG**

Klingenbergstraße 26

D-32758 Detmold

Germany

www.weidmueller.com**Accessories****Custom printing**

The Dekafix (DEK) marker is the universal marker for all conductor and plug-in connectors as well as for electronic sub-assemblies. The system is ideal for short number sequences and covers a wide range of ready-printed markers.

Strips for fast installation in only one work step. The printing is easy to read, rich in contrast and available in various widths.

- Large range of ready-to-use markers
- Strips for fast installation
- Terminal markers, suitable for all Weidmüller cable connectors
- Available as blank MultiCard or with standard printing

For custom printing: Please send us a file of our labeling software M-Print PRO or M-Print PRO Online (without installation) for your labeling specifications.

General ordering data

| | | |
|------------|----------------------------|---|
| Type | DEK 5/8 PLUS MC SDR | Version |
| Order No. | 1046370000 | Dekafix, Terminal marker, 5 x 8 mm, Pitch in mm (P): 8.00 |
| GTIN (EAN) | 4032248782079 | Weidmueller, To customer specification |
| Qty. | 160 pc(s). | |
| Type | DEK 5/8 MC SDR | Version |
| Order No. | 1856750000 | Dekafix, Terminal marker, 5 x 8 mm, Pitch in mm (P): 8.00 |
| GTIN (EAN) | 4032248400867 | Weidmueller, To customer specification |
| Qty. | 160 pc(s). | |

A3C 6 BL**Weidmüller Interface GmbH & Co. KG**

Klingenbergstraße 26

D-32758 Detmold

Germany

www.weidmueller.com**Accessories****Custom printing**

WS markers are the perfect match for the W-series connectors. Thanks to their system compatibility, the WS tags can also be used with the I-series and the Z-series. The large marking surfaces do not only permit long character strings but also multi-line text. WS markers are ideal for labels with long, customised character strings. Thanks to the proven MultiCard format, printing with PrintJet CONNECT oder/or Plotter is possible.

- Can be fitted in strips or individually
- Markers in proven MultiCard format

For custom printing: Please send us a file of our labeling software M-Print PRO or M-Print PRO Online (without installation) for your labeling specifications.

General ordering data

| | | |
|------------|----------------------------|--|
| Type | WS 10/8 PLUS MC SDR | Version |
| Order No. | 1906030000 | WS, Terminal marker, 10 x 8 mm, Pitch in mm (P): 8.00 Weidmueller, |
| GTIN (EAN) | 4032248528196 | To customer specification |
| Qty. | 84 pc(s). | |

A-Series

A partition plate is used for the optical separation of circuits or used for electrical isolation from neighbouring cross-connectors. In contrast to the end plate, the contour can be larger than the adjacent terminal blocks. However, it should not be smaller, as otherwise the required clearance and creepage distances within the application can no longer be maintained.

General ordering data

| | | |
|------------|----------------------------|---------------------------|
| Type | APP 3 | Version |
| Order No. | 2489100000 | A-series, Partition plate |
| GTIN (EAN) | 4050118499315 | |
| Qty. | 50 pc(s). | |

A3C 6 BL

Weidmüller Interface GmbH & Co. KG

Klingenbergstraße 26


D-32758 Detmold

Germany

www.weidmueller.com

Accessories

Blank



WS markers are the perfect match for the W-series connectors. Thanks to their system compatibility, the WS tags can also be used with the I-series and the Z-series. The large marking surfaces do not only permit long character strings but also multi-line text. WS markers are ideal for labels with long, customised character strings. Thanks to the proven MultiCard format, printing with PrintJet CONNECT oder/or Plotter is possible.

- Can be fitted in strips or individually
- Markers in proven MultiCard format

For custom printing: Please send us a file of our labeling software M-Print PRO or M-Print PRO Online (without installation) for your labeling specifications.

General ordering data

| Type | WS 10/8 PLUS MC NE WS | Version |
|------------|----------------------------|--|
| Order No. | 1905950000 | WS, Terminal marker, 10 x 8 mm, Pitch in mm (P): 8.00 Weidmueller, |
| GTIN (EAN) | 4032248528103 | white |
| Qty. | 420 pc(s). | |

Plus



The Dekafix (DEK) marker is the universal marker for all conductor and plug-in connectors as well as for electronic sub-assemblies. The system is ideal for short number sequences and covers a wide range of ready-printed markers.

Strips for fast installation in only one work step. The printing is easy to read, rich in contrast and available in various widths.

- Large range of ready-to-use markers
- Strips for fast installation
- Terminal markers, suitable for all Weidmüller cable connectors
- Available as blank MultiCard or with standard printing

For custom printing: Please send us a file of our labeling software M-Print PRO or M-Print PRO Online (without installation) for your labeling specifications.

General ordering data

| Type | DEK 5/8 PLUS MC NE WS | Version |
|------------|----------------------------|---|
| Order No. | 1046350000 | Dekafix, Terminal marker, 5 x 8 mm, Pitch in mm (P): 8.00 |
| GTIN (EAN) | 4032248782055 | Weidmueller, white |
| Qty. | 800 pc(s). | |

A3C 6 BL

Weidmüller Interface GmbH & Co. KG


Klingenbergstraße 26

D-32758 Detmold

Germany

www.weidmueller.com

Accessories

6 mm²

End plates are fitted to the open side of the last modular terminal before the end bracket. The use of an end plate ensures the function of the modular terminal and the specified rated voltage. It guarantees protection against contact with live parts and makes the final terminal finger-proof.

General ordering data

| | | |
|------------|----------------------------|---------------------|
| Type | AEP 3C 6 OR | Version |
| Order No. | 2052530000 | A-series, End plate |
| GTIN (EAN) | 4050118412130 | |
| Qty. | 20 pc(s). | |
| Type | AEP 3C 6 BL | Version |
| Order No. | 1991910000 | A-series, End plate |
| GTIN (EAN) | 4050118376548 | |
| Qty. | 20 pc(s). | |
| Type | AEP 3C 6 | Version |
| Order No. | 1991940000 | A-series, End plate |
| GTIN (EAN) | 4050118376746 | |
| Qty. | 50 pc(s). | |

Marker holder



The marker holder offer the possibility of additional mounting of standard markers with a pitch of 5 or 5.1 mm. The angled holders can be optionally snapped together and could be mounted in all standard marking channels of the Klippon[®] Connect modular terminal blocks. Fitting marker types could be found under the respective accessories of the designation marking holder.

General ordering data

| | | |
|------------|----------------------------|----------------------------|
| Type | BZT 1 WS 10/5 | Version |
| Order No. | 1805490000 | Accessories, Marker holder |
| GTIN (EAN) | 4032248270231 | |
| Qty. | 100 pc(s). | |
| Type | BZT 1 ZA WS 10/5 | Version |
| Order No. | 1805520000 | Accessories, Marker holder |
| GTIN (EAN) | 4032248270248 | |
| Qty. | 100 pc(s). | |

A3C 6 BL

Weidmüller Interface GmbH & Co. KG

Klingenbergstraße 26

D-32758 Detmold

Germany

www.weidmueller.com

Accessories

DEK 5/8



WS/ DEK

MultiMark terminal markers use an innovative composite material made from two components. The hard base contour of the marker snaps securely into the connector. The elastic surface finish makes the marker easy to mount. This specially punched material enables the strips to be stretched to accommodate the slight variations in spacing that tend to add up, especially with long terminal blocks. Another advantage: the excellent printability of the surface material guarantees durable and wear-resistant labelling. A print resolution of 300 dpi also produces a very legible script.

Your benefits with MultiMark

- Firm hold and durable printing
- Continuous strips save installation time
- Easy mounting thanks to an innovative composite material
- Large label field for optimal legibility
- High flexibility thanks to manufacturer independence

General ordering data

| | | |
|------------|----------------------------|--|
| Type | DEK 5/8 MM WS | Version |
| Order No. | 2007130000 | Dekafix, Terminal marker, 5 x 8 mm, Weidmueller, white |
| GTIN (EAN) | 4050118392012 | |
| Qty. | 500 pc(s). | |

A3C 6 BL

Weidmüller Interface GmbH & Co. KG

Klingenbergstraße 26

D-32758 Detmold

Germany

www.weidmueller.com

Accessories

Blank



The Dekafix (DEK) marker is the universal marker for all conductor and plug-in connectors as well as for electronic sub-assemblies. The system is ideal for short number sequences and covers a wide range of ready-printed markers.

Strips for fast installation in only one work step. The printing is easy to read, rich in contrast and available in various widths.

- Large range of ready-to-use markers
- Strips for fast installation
- Terminal markers, suitable for all Weidmüller cable connectors
- Available as blank MultiCard or with standard printing

For custom printing: Please send us a file of our labeling software M-Print PRO or M-Print PRO Online (without installation) for your labeling specifications.

General ordering data

| | | |
|------------|----------------------------|---|
| Type | DEK 5/8 MC NE WS | Version |
| Order No. | 1856740000 | Dekafix, Terminal marker, 5 x 8 mm, Pitch in mm (P): 8.00 |
| GTIN (EAN) | 4032248400850 | Weidmueller, white |
| Qty. | 800 pc(s). | |

A-Series



Warning covers with a flash symbol provide more safety for man and machine. They are used where external voltage must be indicated within the application.

General ordering data

| | | |
|------------|----------------------------|--|
| Type | AAM 6 YE FLASH | Version |
| Order No. | 2635570000 | Terminal marker, 13 x 8.1 mm, Pitch in mm (P): 8.00 yellow |
| GTIN (EAN) | 4050118674514 | |
| Qty. | 40 pc(s). | |

A3C 6 BL

Weidmüller Interface GmbH & Co. KG

Klingenbergstraße 26


D-32758 Detmold

Germany

www.weidmueller.com

Accessories

Test plugs



Test adapters and test plugs are used for the electrical connection between terminal blocks and the test equipment. In this way, an electrical contact can be established in the wired state and measurements can be done easily.

General ordering data

| | | |
|------------|----------------------------|--|
| Type | ZS 2.3/4 | Version |
| Order No. | 0249600000 | Plug (terminal), Plug-in connection, Number of poles: 4, red |
| GTIN (EAN) | 4008190022785 | |
| Qty. | 20 pc(s). | |

A-Series



Weidmüller's range of products includes end brackets that guarantee a permanent, reliable mounting on the terminal rail and prevent sliding. Versions with and without screws are available. The end brackets include marking options, also for group markers, and also a test plug holder.

General ordering data

| | | |
|------------|----------------------------|-----------------------|
| Type | AEB 35 SCL/1 V0 GY | Version |
| Order No. | 2661290000 | A-series, End bracket |
| GTIN (EAN) | 4050118702170 | |
| Qty. | 20 pc(s). | |
| Type | AEB 35 SC/1 BK | Version |
| Order No. | 2475310000 | A-series, End bracket |
| GTIN (EAN) | 4050118487114 | |
| Qty. | 50 pc(s). | |
| Type | AEB 35 SC/1 | Version |
| Order No. | 1991920000 | A-series, End bracket |
| GTIN (EAN) | 4050118376722 | |
| Qty. | 50 pc(s). | |
| Type | AEB 35 SCL/1 V0 BK | Version |
| Order No. | 2661300000 | A-series, End bracket |
| GTIN (EAN) | 4050118702187 | |
| Qty. | 20 pc(s). | |
| Type | AEB 35 SCL/1 V0 | Version |
| Order No. | 2661280000 | A-series, End bracket |
| GTIN (EAN) | 4050118702163 | |
| Qty. | 20 pc(s). | |

A3C 6 BL

Weidmüller Interface GmbH & Co. KG

Klingenbergstraße 26

D-32758 Detmold

Germany

www.weidmueller.com

Accessories

WS 8/8



WS/ DEK

MultiMark terminal markers use an innovative composite material made from two components. The hard base contour of the marker snaps securely into the connector. The elastic surface finish makes the marker easy to mount. This specially punched material enables the strips to be stretched to accommodate the slight variations in spacing that tend to add up, especially with long terminal blocks. Another advantage: the excellent printability of the surface material guarantees durable and wear-resistant labelling. A print resolution of 300 dpi also produces a very legible script.

Your benefits with MultiMark

- Firm hold and durable printing
- Continuous strips save installation time
- Easy mounting thanks to an innovative composite material
- Large label field for optimal legibility
- High flexibility thanks to manufacturer independence

General ordering data

| | | |
|------------|----------------------------|---|
| Type | WS-A 8/8 MM WS | Version |
| Order No. | 2448930000 | WS, Terminal marker, 8 x 8.1 mm, Weidmueller, white |
| GTIN (EAN) | 4050118462982 | |
| Qty. | 500 pc(s). | |

Digital current clamp devices



Digital current clamp devices and attachments and adapters are used for measuring AC and DC currents. The significant advantage of these devices is that you can make a measurement without breaking the flow of current.

General ordering data

| | | |
|------------|----------------------------|------------|
| Type | ZUB MULTIMETER | Version |
| Order No. | 9205270000 | Multimeter |
| GTIN (EAN) | 4032248723522 | |
| Qty. | 1 pc(s). | |

A3C 6 BL

Weidmüller Interface GmbH & Co. KG

Klingenbergstraße 26

D-32758 Detmold

Germany

www.weidmueller.com

Accessories

6 mm²

The plug-in cross-connections feature easy handling and quick installation. This saves a great deal of time during installation in comparison with screwed solutions.

General ordering data

| | | |
|------------|----------------------------|---|
| Type | ZQV 6N/6 | Version |
| Order No. | 2733950000 | Cross-connector (terminal), Plugged, Number of poles: 6, Pitch in mm |
| GTIN (EAN) | 4064675066699 | (P): 8.00, Insulated: Yes, 41 A, orange |
| Qty. | 20 pc(s). | |
| Type | ZQV 6N/7 | Version |
| Order No. | 2733960000 | Cross-connector (terminal), Plugged, Number of poles: 7, Pitch in mm |
| GTIN (EAN) | 4064675066804 | (P): 8.00, Insulated: Yes, 41 A, orange |
| Qty. | 20 pc(s). | |
| Type | ZQV 6N/10 BL | Version |
| Order No. | 2786910000 | Cross-connector (terminal), Plugged, Number of poles: 10, Pitch in mm |
| GTIN (EAN) | 4064675064602 | (P): 8.00, Insulated: Yes, 41 A, blue |
| Qty. | 20 pc(s). | |
| Type | ZQV 6N/6 BL | Version |
| Order No. | 2786890000 | Cross-connector (terminal), Plugged, Number of poles: 6, Pitch in mm |
| GTIN (EAN) | 4064675064572 | (P): 8.00, Insulated: Yes, 41 A, blue |
| Qty. | 20 pc(s). | |
| Type | ZQV 6N/3 BL | Version |
| Order No. | 1985840000 | Cross-connector (terminal), Plugged, Number of poles: 3, Pitch in mm |
| GTIN (EAN) | 4050118370379 | (P): 8.00, Insulated: Yes, 41 A, blue |
| Qty. | 60 pc(s). | |
| Type | ZQV 6N/4 | Version |
| Order No. | 1985780000 | Cross-connector (terminal), Plugged, Number of poles: 4, Pitch in mm |
| GTIN (EAN) | 4050118370287 | (P): 8.00, Insulated: Yes, 41 A, orange |
| Qty. | 60 pc(s). | |
| Type | ZQV 6N/10 | Version |
| Order No. | 2733970000 | Cross-connector (terminal), Plugged, Number of poles: 10, Pitch in mm |
| GTIN (EAN) | 4064675066811 | (P): 8.00, Insulated: Yes, 41 A, orange |
| Qty. | 20 pc(s). | |
| Type | ZQV 6N/2 BL | Version |
| Order No. | 1985830000 | Cross-connector (terminal), Plugged, Number of poles: 2, Pitch in mm |
| GTIN (EAN) | 4050118370232 | (P): 8.00, Insulated: Yes, 41 A, blue |
| Qty. | 60 pc(s). | |
| Type | ZQV 6N/7 BL | Version |
| Order No. | 2786900000 | Cross-connector (terminal), Plugged, Number of poles: 7, Pitch in mm |
| GTIN (EAN) | 4064675064596 | (P): 8.00, Insulated: Yes, 41 A, blue |
| Qty. | 20 pc(s). | |
| Type | ZQV 6N/3 | Version |
| Order No. | 1985760000 | Cross-connector (terminal), Plugged, Number of poles: 3, Pitch in mm |
| GTIN (EAN) | 4050118370263 | (P): 8.00, Insulated: Yes, 41 A, orange |
| Qty. | 60 pc(s). | |

Creation date June 4, 2024 6:12:15 PM CEST

Catalogue status 01.06.2024 / We reserve the right to make technical changes.

15

A3C 6 BL

Weidmüller Interface GmbH & Co. KG

Klingenbergstraße 26

D-32758 Detmold


Germany

www.weidmueller.com

Accessories

| | | |
|------------|----------------------------|--|
| Type | ZQV 6N/4 BL | Version |
| Order No. | 1985850000 | Cross-connector (terminal), Plugged, Number of poles: 4, Pitch in mm |
| GTIN (EAN) | 4050118370447 | (P): 8.00, Insulated: Yes, 41 A, blue |
| Qty. | 60 pc(s). | |
| Type | ZQV 6N/2 | Version |
| Order No. | 1985740000 | Cross-connector (terminal), Plugged, Number of poles: 2, Pitch in mm |
| GTIN (EAN) | 4050118370362 | (P): 8.00, Insulated: Yes, 41 A, orange |
| Qty. | 60 pc(s). | |

Slotted screwdriver



Slotted screwdriver with rounded blade SD DIN 5265, ISO 2380/2, output to DIN 5264, ISO 2380/1. ChromTop tip, SoftFinish grip

General ordering data

| | | |
|------------|----------------------------|---|
| Type | SDS 1.0X5.5X150 | Version |
| Order No. | 2749380000 | Screwdriver, Blade width (B): 5.5 mm, Blade length: 150 mm, Blade |
| GTIN (EAN) | 4050118895605 | thickness (A): 1 mm |
| Qty. | 1 pc(s). | |

A-Series



Test adapters and test plugs are used for the electrical connection between terminal blocks and the test equipment. In this way, an electrical contact can be established in the wired state and measurements can be done easily.

General ordering data

| | | |
|------------|----------------------------|--|
| Type | ATPG 1.5-10 L | Version |
| Order No. | 1991890000 | Test adapter (terminal), 1.5 mm², 250 V, 0.2 A |
| GTIN (EAN) | 4050118376647 | |
| Qty. | 50 pc(s). | |
| Type | ATPG 6 MI-R | Version |
| Order No. | 1991930000 | Test adapter (terminal), 1.5 mm², 250 V, 0.2 A |
| GTIN (EAN) | 4050118376555 | |
| Qty. | 50 pc(s). | |