


AAP11 6 FE**Weidmüller Interface GmbH & Co. KG**

Klingenbergstraße 26

D-32758 Detmold

Germany

www.weidmueller.com**Product image**

The unique modular concept can be tailored to every type of machine. The potential distribution terminal blocks AAP are successful thanks to their uniform design with two possible constructions – alternating or grouped. In the grouped structure of the control voltage distribution, the potentials are located on different terminal blocks and thus form entire potential blocks.

General ordering data

| | |
|------------|---|
| Version | Supply terminal, PUSH IN, 6 mm ² , 500 V, dark beige |
| Order No. | 1988140000 |
| Type | AAP11 6 FE |
| GTIN (EAN) | 4050118372960 |
| Qty. | 20 pc(s). |

AAP11 6 FE

Weidmüller Interface GmbH & Co. KG

Klingenbergstraße 26

D-32758 Detmold

Germany

www.weidmueller.com

Technical data

Dimensions and weights

| | | | |
|--------------------------|------------|----------------|-----------|
| Depth | 47 mm | Depth (inches) | 1.85 inch |
| Depth including DIN rail | 48 mm | Height | 85.5 mm |
| Height (inches) | 3.366 inch | Width | 8.1 mm |
| Width (inches) | 0.319 inch | Net weight | 15.55 g |

Temperatures

| | | | |
|----------------------------------|----------------|----------------------------------|--------|
| Storage temperature | -25 °C...55 °C | Continuous operating temp., min. | -60 °C |
| Continuous operating temp., max. | 130 °C | | |

Material data

| | | | |
|--------------------------------|-------|---------------------------|------------|
| Material | Wemid | Colour | dark beige |
| Colour of operational elements | blue | UL 94 flammability rating | V-0 |

Rating data IECEx/ATEX

| | | | |
|--------------------------------|-------------------|---------------------------------|-------------------|
| Certificate No. (ATEX) | TUEV17ATEX8030U | Certificate No. (IECEX) | IECEXTUR17.0015U |
| Wire cross section max. (ATEX) | 6 mm ² | Wire cross section max. (IECEX) | 6 mm ² |
| Marking EN 60079-7 | Ex ec II C Gc | Ex 2014/34/EU label | II 2 G D |

System specifications

| | | | |
|-------------------------------|-----|-------------------------------------|-------|
| End cover plate required | Yes | Number of potentials | 1 |
| Number of levels | 1 | Number of clamping points per level | 1 |
| Number of potentials per tier | 1 | Levels cross-connected internally | No |
| PE connection | No | Rail | TS 35 |
| N-function | No | PE function | No |
| PEN function | No | | |

Additional technical data

| | | | |
|--------------------------|---------|---------------------|-------|
| Explosion-tested version | Yes | Installation advice | Rail |
| Open sides | right | Snap-on | No |
| Type of fixing | Snap-on | Type of mounting | TS 35 |
| With snap-in pegs | No | | |

CSA rating data

| | | | |
|-------------------------------|-----------------|-------------------------------|-------|
| Certificate No. (CSA) | 200039-70089609 | Voltage size B (CSA) | 300 V |
| Voltage size C (CSA) | 300 V | Wire cross section max. (CSA) | 8 AWG |
| Wire cross section min. (CSA) | 22 AWG | | |

Conductors for clamping (additional connection)

Connection type, additional connection PUSH IN

Conductors for clamping (rated connection)

| | |
|--|----------------------|
| Blade size | 1.0 x 5.5 mm |
| Clamping range, max. | 6 mm ² |
| Clamping range, min. | 0.34 mm ² |
| Connection cross-section, stranded, max. | 6 mm ² |
| Connection cross-section, stranded, min. | 0.5 mm ² |

Creation date June 4, 2024 2:20:55 AM CEST

AAP11 6 FE

Weidmüller Interface GmbH & Co. KG

Klingenbergstraße 26

D-32758 Detmold

Germany

www.weidmueller.com

Technical data

| | | | | |
|---|--|---|----------------------|---------------------|
| Connection direction | top | | | |
| Gauge to IEC 60947-1 | A5 | | | |
| Number of connections | 1 | | | |
| Stripping length | 12 mm | | | |
| Tube length for twin wire-end ferrule | Cross-section for conductor connection | nominal | 0.5 mm ² | |
| | Tube length | max. | 12 mm | |
| | | min. | 10 mm | |
| | Cross-section for conductor connection | nominal | 0.75 mm ² | |
| | Tube length | max. | 18 mm | |
| | | min. | 10 mm | |
| | Cross-section for conductor connection | min. | 1 mm ² | |
| | Tube length | max. | 1.5 mm ² | |
| | | min. | 12 mm | |
| | Tube length for wire-end ferrule with plastic collar DIN 46228/4 | Cross-section for conductor connection | min. | 0.5 mm ² |
| | | Tube length | max. | 1 mm ² |
| | | | max. | 12 mm |
| Tube length | | min. | 10 mm | |
| | | Cross-section for conductor connection | nominal | 1.5 mm ² |
| Tube length | | max. | 18 mm | |
| | | min. | 10 mm | |
| Cross-section for conductor connection | | nominal | 2.5 mm ² | |
| Tube length | | max. | 18 mm | |
| | | min. | 12 mm | |
| Cross-section for conductor connection | | min. | 4 mm ² | |
| Tube length | | max. | 6 mm ² | |
| | | max. | 18 mm | |
| Tube length | | min. | 10 mm | |
| | | Tube length for wire-end ferrule without plastic collar DIN 46228/1 | Tube length | nominal |
| Cross-section for conductor connection | | | min. | 0.5 mm ² |
| Tube length | max. | | 1 mm ² | |
| | min. | | 10 mm | |
| Cross-section for conductor connection | min. | | 1.5 mm ² | |
| Tube length | max. | | 2.5 mm ² | |
| | max. | | 18 mm | |
| Tube length | min. | | 12 mm | |
| | Cross-section for conductor connection | | nominal | 4 mm ² |
| Tube length | max. | | 18 mm | |
| | min. | | 10 mm | |
| Cross-section for conductor connection | min. | | 6 mm ² | |
| Tube length | max. | | 10 mm ² | |
| | | | | |
| Twin wire-end ferrules, max. | 1.5 mm ² | | | |
| Twin wire-end ferrules, min. | 0.5 mm ² | | | |
| Type of connection | PUSH IN | | | |
| Wire connection cross section AWG, max. | AWG 8 | | | |
| Wire connection cross section AWG, min. | AWG 22 | | | |
| Wire connection cross section, finely stranded, max. | 6 mm ² | | | |
| Wire connection cross section, finely stranded, min. | 0.5 mm ² | | | |
| Wire connection cross-section, finely stranded with wire-end ferrules DIN 46228/1, max. | 6 mm ² | | | |
| Wire connection cross-section, finely stranded with wire-end ferrules DIN 46228/1, min. | 0.5 mm ² | | | |

AAP11 6 FE

Weidmüller Interface GmbH & Co. KG

Klingenbergstraße 26

D-32758 Detmold

Germany

www.weidmueller.com

Technical data

Wire connection cross-section, finely stranded with wire-end ferrules DIN 46228/4, max. 6 mm²

Wire connection cross-section, finely stranded with wire-end ferrules DIN 46228/4, min. 0.5 mm²

Wire connection cross-section, solid core, max. 6 mm²

Wire connection cross-section, solid core, min. 0.5 mm²

General

| | | | |
|---|----------------------------------|---|-------|
| Installation advice | Rail | Rail | TS 35 |
| Standards | In accordance with IEC 60947-7-2 | Wire connection cross section AWG, max. | AWG 8 |
| Wire connection cross section AWG, min. | AWG 22 | | |

Rating data

| | | | |
|--|-------------------|---------------------------------|----------------------------------|
| Rated cross-section | 6 mm ² | Rated voltage | 500 V |
| Rated DC voltage | 500 V | Standards | In accordance with IEC 60947-7-2 |
| Volume resistance according to IEC 60947-7-x | 0.78 mΩ | Rated impulse withstand voltage | 6 kV |
| Power loss in accordance with IEC 60947-7-x | 1.31 W | Pollution severity | 3 |
| Surge voltage category | III | | |

UL rating data

| | | | |
|--|--------|--|-------|
| Certificate No. (cURus) | E60693 | Conductor size Factory wiring max. (cURus) | 8 AWG |
| Conductor size Factory wiring min. (cURus) | 22 AWG | Conductor size Field wiring max. (cURus) | 8 AWG |
| Conductor size Field wiring min. (cURus) | 22 AWG | Voltage size B (cURus) | 300 V |
| Voltage size C (cURus) | 300 V | | |

Classifications

| | | | |
|-------------|-------------|-------------|-------------|
| ETIM 6.0 | EC000897 | ETIM 7.0 | EC000897 |
| ETIM 8.0 | EC000897 | ETIM 9.0 | EC000897 |
| ECLASS 9.0 | 27-14-11-20 | ECLASS 9.1 | 27-14-11-20 |
| ECLASS 10.0 | 27-14-11-20 | ECLASS 11.0 | 27-14-11-20 |
| ECLASS 12.0 | 27-14-11-20 | ECLASS 13.0 | 27-25-01-01 |

AAP11 6 FE

Weidmüller Interface GmbH & Co. KG

Klingenbergstraße 26

D-32758 Detmold

Germany

www.weidmueller.com

Technical data

Approvals

Approvals



| | |
|-------------------------|------------|
| ROHS | Conform |
| UL File Number Search | UL Website |
| Certificate No. (cURus) | E60693 |

Downloads



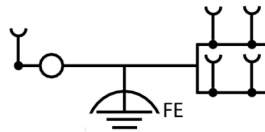
| | |
|---|--|
| Approval/Certificate/Document of Conformity | Attestation of Conformity IECEX Certificate ATEX Certificate CB Test Certificate CB Certificate DNVGL certificate BV certificate CCC Ex Certificate CE Declaration of Conformity UKCA declaration of conformity Confirmation of Standards EN 45545-2_2020-10 |
| Engineering Data | CAD data – STEP |
| Engineering Data | Zuken E3.S |
| Tender specification | Klippon® Connect 1988140000 EN Klippon® Connect 1988140000 DE |
| User Documentation | NTI AAP11 StorageConditionsTerminalBlocks AAP Terminal Blocks for control voltage distribution User Manual AXC PE |
| Catalogues | Catalogues in PDF-format |
| Brochures | |

AAP11 6 FE

Weidmüller Interface GmbH & Co. KG
Klingenbergstraße 26
D-32758 Detmold
Germany

www.weidmueller.com

Drawings



AAP11 6 FE

Weidmüller Interface GmbH & Co. KG

Klingenbergstraße 26

D-32758 Detmold

Germany

www.weidmueller.com

Accessories

1.5 mm²


1.5
mm²

The plug-in cross-connections feature easy handling and quick installation. This saves a great deal of time during installation in comparison with screwed solutions.

General ordering data

| | | |
|------------|----------------------------|---|
| Type | ZQV 1.5N/3 | Version |
| Order No. | 1985480000 | Cross-connector (terminal), Plugged, Number of poles: 3, Pitch in mm |
| GTIN (EAN) | 4050118370096 | (P): 3.50, Insulated: Yes, 17.5 A, orange |
| Qty. | 60 pc(s). | |
| Type | ZQV 1.5N/20 RD | Version |
| Order No. | 1985810000 | Cross-connector (terminal), Plugged, Number of poles: 20, Pitch in mm |
| GTIN (EAN) | 4050118370355 | (P): 3.50, Insulated: Yes, 17.5 A, red |
| Qty. | 20 pc(s). | |
| Type | ZQV 1.5N/6 RD | Version |
| Order No. | 1985730000 | Cross-connector (terminal), Plugged, Number of poles: 6, Pitch in mm |
| GTIN (EAN) | 4050118370454 | (P): 3.50, Insulated: Yes, 17.5 A, red |
| Qty. | 20 pc(s). | |
| Type | ZQV 1.5N/50 RD | Version |
| Order No. | 1985820000 | Cross-connector (terminal), Plugged, Number of poles: 50, Pitch in mm |
| GTIN (EAN) | 4050118370270 | (P): 3.50, Insulated: Yes, 17.5 A, red |
| Qty. | 5 pc(s). | |
| Type | ZQV 1.5N/5 RD | Version |
| Order No. | 1985710000 | Cross-connector (terminal), Plugged, Number of poles: 5, Pitch in mm |
| GTIN (EAN) | 4050118370256 | (P): 3.50, Insulated: Yes, 17.5 A, red |
| Qty. | 20 pc(s). | |
| Type | ZQV 1.5N/50 BL | Version |
| Order No. | 1985720000 | Cross-connector (terminal), Plugged, Number of poles: 50, Pitch in mm |
| GTIN (EAN) | 4050118370546 | (P): 3.50, Insulated: Yes, 17.5 A, blue |
| Qty. | 5 pc(s). | |
| Type | ZQV 1.5N/10 BL | Version |
| Order No. | 1985680000 | Cross-connector (terminal), Plugged, Number of poles: 10, Pitch in mm |
| GTIN (EAN) | 4050118370539 | (P): 3.50, Insulated: Yes, 17.5 A, blue |
| Qty. | 20 pc(s). | |
| Type | ZQV 1.5N/5 | Version |
| Order No. | 1985500000 | Cross-connector (terminal), Plugged, Number of poles: 5, Pitch in mm |
| GTIN (EAN) | 4050118369991 | (P): 3.50, Insulated: Yes, 17.5 A, orange |
| Qty. | 20 pc(s). | |
| Type | ZQV 1.5N/5 BL | Version |
| Order No. | 1985590000 | Cross-connector (terminal), Plugged, Number of poles: 5, Pitch in mm |
| GTIN (EAN) | 4050118370430 | (P): 3.50, Insulated: Yes, 17.5 A, blue |
| Qty. | 20 pc(s). | |
| Type | ZQV 1.5N/2 | Version |
| Order No. | 1985410000 | Cross-connector (terminal), Plugged, Number of poles: 2, Pitch in mm |
| GTIN (EAN) | 4050118369861 | (P): 3.50, Insulated: Yes, 17.5 A, orange |
| Qty. | 60 pc(s). | |

Creation date June 4, 2024 2:20:55 AM CEST

Catalogue status 01.06.2024 / We reserve the right to make technical changes.

AAP11 6 FE

Weidmüller Interface GmbH & Co. KG

Klingenbergstraße 26

D-32758 Detmold

Germany

www.weidmueller.com

Accessories

| | | |
|------------|----------------------------|---|
| Type | ZQV 1.5N/9 RD | Version |
| Order No. | 1985790000 | Cross-connector (terminal), Plugged, Number of poles: 9, Pitch in mm |
| GTIN (EAN) | 4050118370386 | (P): 3.50, Insulated: Yes, 17.5 A, red |
| Qty. | 20 pc(s). | |
| Type | ZQV 1.5N/7 BL | Version |
| Order No. | 1985630000 | Cross-connector (terminal), Plugged, Number of poles: 7, Pitch in mm |
| GTIN (EAN) | 4050118370522 | (P): 3.50, Insulated: Yes, 17.5 A, blue |
| Qty. | 20 pc(s). | |
| Type | ZQV 1.5N/9 | Version |
| Order No. | 1985560000 | Cross-connector (terminal), Plugged, Number of poles: 9, Pitch in mm |
| GTIN (EAN) | 4050118370409 | (P): 3.50, Insulated: Yes, 17.5 A, orange |
| Qty. | 20 pc(s). | |
| Type | ZQV 1.5N/4 RD | Version |
| Order No. | 1985690000 | Cross-connector (terminal), Plugged, Number of poles: 4, Pitch in mm |
| GTIN (EAN) | 4050118370515 | (P): 3.50, Insulated: Yes, 17.5 A, red |
| Qty. | 60 pc(s). | |
| Type | ZQV 1.5N/7 | Version |
| Order No. | 1985520000 | Cross-connector (terminal), Plugged, Number of poles: 7, Pitch in mm |
| GTIN (EAN) | 4050118370195 | (P): 3.50, Insulated: Yes, 17.5 A, orange |
| Qty. | 20 pc(s). | |
| Type | ZQV 1.5N/50 | Version |
| Order No. | 1985620000 | Cross-connector (terminal), Plugged, Number of poles: 50, Pitch in mm |
| GTIN (EAN) | 4050118370300 | (P): 3.50, Insulated: Yes, 17.5 A, orange |
| Qty. | 5 pc(s). | |
| Type | ZQV 1.5N/10 RD | Version |
| Order No. | 1985800000 | Cross-connector (terminal), Plugged, Number of poles: 10, Pitch in mm |
| GTIN (EAN) | 4050118370393 | (P): 3.50, Insulated: Yes, 17.5 A, red |
| Qty. | 20 pc(s). | |
| Type | ZQV 1.5N/3 RD | Version |
| Order No. | 1985670000 | Cross-connector (terminal), Plugged, Number of poles: 3, Pitch in mm |
| GTIN (EAN) | 4050118370348 | (P): 3.50, Insulated: Yes, 17.5 A, red |
| Qty. | 60 pc(s). | |
| Type | ZQV 1.5N/10 | Version |
| Order No. | 1985580000 | Cross-connector (terminal), Plugged, Number of poles: 10, Pitch in mm |
| GTIN (EAN) | 4050118370416 | (P): 3.50, Insulated: Yes, 17.5 A, orange |
| Qty. | 20 pc(s). | |
| Type | ZQV 1.5N/4 BL | Version |
| Order No. | 1985570000 | Cross-connector (terminal), Plugged, Number of poles: 4, Pitch in mm |
| GTIN (EAN) | 4050118370317 | (P): 3.50, Insulated: Yes, 17.5 A, blue |
| Qty. | 60 pc(s). | |
| Type | ZQV 1.5N/8 | Version |
| Order No. | 1985540000 | Cross-connector (terminal), Plugged, Number of poles: 8, Pitch in mm |
| GTIN (EAN) | 4050118370218 | (P): 3.50, Insulated: Yes, 17.5 A, orange |
| Qty. | 20 pc(s). | |
| Type | ZQV 1.5N/20 BL | Version |
| Order No. | 1985700000 | Cross-connector (terminal), Plugged, Number of poles: 20, Pitch in mm |
| GTIN (EAN) | 4050118370331 | (P): 3.50, Insulated: Yes, 17.5 A, blue |
| Qty. | 20 pc(s). | |
| Type | ZQV 1.5N/9 BL | Version |
| Order No. | 1985660000 | Cross-connector (terminal), Plugged, Number of poles: 9, Pitch in mm |
| GTIN (EAN) | 4050118370478 | (P): 3.50, Insulated: Yes, 17.5 A, blue |
| Qty. | 20 pc(s). | |

Creation date June 4, 2024 2:20:55 AM CEST

Catalogue status 01.06.2024 / We reserve the right to make technical changes.

AAP11 6 FE

Weidmüller Interface GmbH & Co. KG

Klingenbergstraße 26

D-32758 Detmold

Germany

www.weidmueller.com

Accessories

| | | |
|------------|----------------------------|---|
| Type | ZQV 1.5N/6 BL | Version |
| Order No. | 1985610000 | Cross-connector (terminal), Plugged, Number of poles: 6, Pitch in mm |
| GTIN (EAN) | 4050118370492 | (P): 3.50, Insulated: Yes, 17.5 A, blue |
| Qty. | 20 pc(s). | |
| Type | ZQV 1.5N/3 BL | Version |
| Order No. | 1985550000 | Cross-connector (terminal), Plugged, Number of poles: 3, Pitch in mm |
| GTIN (EAN) | 4050118370485 | (P): 3.50, Insulated: Yes, 17.5 A, blue |
| Qty. | 60 pc(s). | |
| Type | ZQV 1.5N/4 | Version |
| Order No. | 1985490000 | Cross-connector (terminal), Plugged, Number of poles: 4, Pitch in mm |
| GTIN (EAN) | 4050118370201 | (P): 3.50, Insulated: Yes, 17.5 A, orange |
| Qty. | 60 pc(s). | |
| Type | ZQV 1.5N/7 RD | Version |
| Order No. | 1985750000 | Cross-connector (terminal), Plugged, Number of poles: 7, Pitch in mm |
| GTIN (EAN) | 4050118370249 | (P): 3.50, Insulated: Yes, 17.5 A, red |
| Qty. | 20 pc(s). | |
| Type | ZQV 1.5N/20 | Version |
| Order No. | 1985600000 | Cross-connector (terminal), Plugged, Number of poles: 20, Pitch in mm |
| GTIN (EAN) | 4050118370225 | (P): 3.50, Insulated: Yes, 17.5 A, orange |
| Qty. | 20 pc(s). | |
| Type | ZQV 1.5N/2 RD | Version |
| Order No. | 1985650000 | Cross-connector (terminal), Plugged, Number of poles: 2, Pitch in mm |
| GTIN (EAN) | 4050118370324 | (P): 3.50, Insulated: Yes, 17.5 A, red |
| Qty. | 60 pc(s). | |
| Type | ZQV 1.5N/2 BL | Version |
| Order No. | 1985530000 | Cross-connector (terminal), Plugged, Number of poles: 2, Pitch in mm |
| GTIN (EAN) | 4050118370423 | (P): 3.50, Insulated: Yes, 17.5 A, blue |
| Qty. | 60 pc(s). | |
| Type | ZQV 1.5N/8 RD | Version |
| Order No. | 1985770000 | Cross-connector (terminal), Plugged, Number of poles: 8, Pitch in mm |
| GTIN (EAN) | 4050118370508 | (P): 3.50, Insulated: Yes, 17.5 A, red |
| Qty. | 20 pc(s). | |
| Type | ZQV 1.5N/8 BL | Version |
| Order No. | 1985640000 | Cross-connector (terminal), Plugged, Number of poles: 8, Pitch in mm |
| GTIN (EAN) | 4050118370461 | (P): 3.50, Insulated: Yes, 17.5 A, blue |
| Qty. | 20 pc(s). | |
| Type | ZQV 1.5N/6 | Version |
| Order No. | 1985510000 | Cross-connector (terminal), Plugged, Number of poles: 6, Pitch in mm |
| GTIN (EAN) | 4050118370188 | (P): 3.50, Insulated: Yes, 17.5 A, orange |
| Qty. | 20 pc(s). | |

AAP11 6 FE

Weidmüller Interface GmbH & Co. KG

Klingenbergstraße 26

D-32758 Detmold

Germany

www.weidmueller.com

Accessories

A-Series



Warning covers with a flash symbol provide more safety for man and machine. They are used where external voltage must be indicated within the application.

General ordering data

| | | |
|------------|----------------------------|--|
| Type | AAM 6 YE FLASH | Version |
| Order No. | 2635570000 | Terminal marker, 13 x 8.1 mm, Pitch in mm (P): 8.00 yellow |
| GTIN (EAN) | 4050118674514 | |
| Qty. | 40 pc(s). | |

WS 8/3.5



WS/ DEK

MultiMark terminal markers use an innovative composite material made from two components. The hard base contour of the marker snaps securely into the connector. The elastic surface finish makes the marker easy to mount. This specially punched material enables the strips to be stretched to accommodate the slight variations in spacing that tend to add up, especially with long terminal blocks. Another advantage: the excellent printability of the surface material guarantees durable and wear-resistant labelling. A print resolution of 300 dpi also produces a very legible script.

Your benefits with MultiMark

- Firm hold and durable printing
- Continuous strips save installation time
- Easy mounting thanks to an innovative composite material
- Large label field for optimal legibility
- High flexibility thanks to manufacturer independence

General ordering data

| | | |
|------------|----------------------------|---|
| Type | WS 8/3.5 MM WS | Version |
| Order No. | 2007140000 | WS, Terminal marker, 8 x 3.5 mm, Weidmueller, white |
| GTIN (EAN) | 4050118391893 | |
| Qty. | 1,000 pc(s). | |
| Type | WS 8/3.5 MM BP WS | Version |
| Order No. | 2619800000 | WS, Terminal marker, 8 x 3.5 mm, Weidmueller, white |
| GTIN (EAN) | 4050118626285 | |
| Qty. | 11,000 pc(s). | |

AAP11 6 FE

Weidmüller Interface GmbH & Co. KG

Klingenbergstraße 26

D-32758 Detmold

Germany

www.weidmueller.com

Accessories

WS 8/5



WS/ DEK

MultiMark terminal markers use an innovative composite material made from two components. The hard base contour of the marker snaps securely into the connector. The elastic surface finish makes the marker easy to mount. This specially punched material enables the strips to be stretched to accommodate the slight variations in spacing that tend to add up, especially with long terminal blocks. Another advantage: the excellent printability of the surface material guarantees durable and wear-resistant labelling. A print resolution of 300 dpi also produces a very legible script.

Your benefits with MultiMark

- Firm hold and durable printing
- Continuous strips save installation time
- Easy mounting thanks to an innovative composite material
- Large label field for optimal legibility
- High flexibility thanks to manufacturer independence

General ordering data

| | | |
|------------|----------------------------|---|
| Type | WS 8/5 MM BP WS | Version |
| Order No. | 2619810000 | WS, Terminal marker, 8 x 5 mm, Weidmueller, white |
| GTIN (EAN) | 4050118626278 | |
| Qty. | 8,000 pc(s). | |
| Type | WS 8/5 MM WS | Version |
| Order No. | 2007150000 | WS, Terminal marker, 8 x 5 mm, Weidmueller, white |
| GTIN (EAN) | 4050118392029 | |
| Qty. | 800 pc(s). | |

AAP11 6 FE

Weidmüller Interface GmbH & Co. KG

Klingenbergstraße 26

D-32758 Detmold

Germany

www.weidmueller.com

Accessories

DEK 5/5



WS/ DEK

MultiMark terminal markers use an innovative composite material made from two components. The hard base contour of the marker snaps securely into the connector. The elastic surface finish makes the marker easy to mount. This specially punched material enables the strips to be stretched to accommodate the slight variations in spacing that tend to add up, especially with long terminal blocks. Another advantage: the excellent printability of the surface material guarantees durable and wear-resistant labelling. A print resolution of 300 dpi also produces a very legible script.

Your benefits with MultiMark

- Firm hold and durable printing
- Continuous strips save installation time
- Easy mounting thanks to an innovative composite material
- Large label field for optimal legibility
- High flexibility thanks to manufacturer independence

General ordering data

| | | |
|------------|----------------------------|--|
| Type | DEK 5/5 MM BP WS | Version |
| Order No. | 2619770000 | Dekafix, Terminal marker, 5 x 5 mm, Weidmueller, white |
| GTIN (EAN) | 4050118626315 | |
| Qty. | 10,000 pc(s). | |
| Type | DEK 5/5 MM WS | Version |
| Order No. | 2007110000 | Dekafix, Terminal marker, 5 x 5 mm, Weidmueller, white |
| GTIN (EAN) | 4050118391862 | |
| Qty. | 800 pc(s). | |

6mm² to 1.5 mm²

Control voltage distribution

Our tailored AAP potential distribution terminal blocks are ideal for surge current protection and central control voltage distribution. Meanwhile, our new maxGUARD range enables potential distribution with integrated electronic load monitoring in the smallest of installation spaces.

General ordering data

| | | |
|------------|----------------------------|---|
| Type | AAP11 1.5 LI DL BL/OR | Version |
| Order No. | 2675370000 | Modular distribution terminals, PUSH IN, 1.5 mm ² , 500 V, 17.5 A, |
| GTIN (EAN) | 4050118733587 | blue |
| Qty. | 50 pc(s). | |

AAP11 6 FE

Weidmüller Interface GmbH & Co. KG

Klingenbergstraße 26

D-32758 Detmold

Germany

www.weidmueller.com

Accessories

| | | |
|------------|----------------------------|--|
| Type | AAP11 1.5 LI DL BL | Version |
| Order No. | 2675360000 | Modular distribution terminals, PUSH IN, 1.5 mm², 500 V, 17.5 A, |
| GTIN (EAN) | 4050118733594 | dark beige |
| Qty. | 50 pc(s). | |
| Type | AAP11 1.5 LI DL RD | Version |
| Order No. | 2675340000 | Modular distribution terminals, PUSH IN, 1.5 mm², 500 V, 17.5 A, |
| GTIN (EAN) | 4050118733570 | dark beige |
| Qty. | 50 pc(s). | |
| Type | AAP11 1.5 LI DL OR | Version |
| Order No. | 2675350000 | Modular distribution terminals, PUSH IN, 1.5 mm², 500 V, 17.5 A, |
| GTIN (EAN) | 4050118733907 | dark beige |
| Qty. | 50 pc(s). | |

DEK 5/7.5



WS/ DEK

MultiMark terminal markers use an innovative composite material made from two components. The hard base contour of the marker snaps securely into the connector. The elastic surface finish makes the marker easy to mount. This specially punched material enables the strips to be stretched to accommodate the slight variations in spacing that tend to add up, especially with long terminal blocks. Another advantage: the excellent printability of the surface material guarantees durable and wear-resistant labelling. A print resolution of 300 dpi also produces a very legible script.

Your benefits with MultiMark

- Firm hold and durable printing
- Continuous strips save installation time
- Easy mounting thanks to an innovative composite material
- Large label field for optimal legibility
- High flexibility thanks to manufacturer independence

General ordering data

| | | |
|------------|----------------------------|--|
| Type | DEK 5/7.5 MM WS | Version |
| Order No. | 2619920000 | Dekafix, Terminal marker, 5 x 7.5 mm, Weidmueller, white |
| GTIN (EAN) | 4050118626162 | |
| Qty. | 500 pc(s). | |

AAP11 6 FE

Weidmüller Interface GmbH & Co. KG

Klingenbergstraße 26

D-32758 Detmold

Germany

www.weidmueller.com

Accessories

A-Series



A partition plate is used for the optical separation of circuits or used for electrical isolation from neighbouring cross-connectors. In contrast to the end plate, the contour can be larger than the adjacent terminal blocks. However, it should not be smaller, as otherwise the required clearance and creepage distances within the application can no longer be maintained.

General ordering data

| | | |
|------------|----------------------------|---------------------------|
| Type | APP 3 | Version |
| Order No. | 2489100000 | A-series, Partition plate |
| GTIN (EAN) | 4050118499315 | |
| Qty. | 50 pc(s). | |

DEK 5/3.5



WS/ DEK

MultiMark terminal markers use an innovative composite material made from two components. The hard base contour of the marker snaps securely into the connector. The elastic surface finish makes the marker easy to mount. This specially punched material enables the strips to be stretched to accommodate the slight variations in spacing that tend to add up, especially with long terminal blocks. Another advantage: the excellent printability of the surface material guarantees durable and wear-resistant labelling. A print resolution of 300 dpi also produces a very legible script.

Your benefits with MultiMark

- Firm hold and durable printing
- Continuous strips save installation time
- Easy mounting thanks to an innovative composite material
- Large label field for optimal legibility
- High flexibility thanks to manufacturer independence

General ordering data

| | | |
|------------|----------------------------|--|
| Type | DEK 5/3.5 MM BP WS | Version |
| Order No. | 2619760000 | Dekafix, Terminal marker, 5 x 3.5 mm, Weidmueller, white |
| GTIN (EAN) | 4050118626322 | |
| Qty. | 15,000 pc(s). | |
| Type | DEK 5/3.5 MM WS | Version |
| Order No. | 2007100000 | Dekafix, Terminal marker, 5 x 3.5 mm, Weidmueller, white |
| GTIN (EAN) | 4050118391992 | |
| Qty. | 1,000 pc(s). | |

AAP11 6 FE

Weidmüller Interface GmbH & Co. KG

Klingenbergstraße 26

D-32758 Detmold

Germany

www.weidmueller.com

Accessories

DEK 5/8



WS/ DEK

MultiMark terminal markers use an innovative composite material made from two components. The hard base contour of the marker snaps securely into the connector. The elastic surface finish makes the marker easy to mount. This specially punched material enables the strips to be stretched to accommodate the slight variations in spacing that tend to add up, especially with long terminal blocks. Another advantage: the excellent printability of the surface material guarantees durable and wear-resistant labelling. A print resolution of 300 dpi also produces a very legible script.

Your benefits with MultiMark

- Firm hold and durable printing
- Continuous strips save installation time
- Easy mounting thanks to an innovative composite material
- Large label field for optimal legibility
- High flexibility thanks to manufacturer independence

General ordering data

| | | |
|------------|----------------------------|--|
| Type | DEK 5/8 MM WS | Version |
| Order No. | 2007130000 | Dekafix, Terminal marker, 5 x 8 mm, Weidmueller, white |
| GTIN (EAN) | 4050118392012 | |
| Qty. | 500 pc(s). | |
| Type | DEK-A 5/8 MM WS | Version |
| Order No. | 2448860000 | Dekafix, Terminal marker, 5 x 8.1 mm, Weidmueller, white |
| GTIN (EAN) | 4050118462968 | |
| Qty. | 500 pc(s). | |

A-Series



Weidmüller's range of products includes end brackets that guarantee a permanent, reliable mounting on the terminal rail and prevent sliding. Versions with and without screws are available. The end brackets include marking options, also for group markers, and also a test plug holder.

General ordering data

| | | |
|------------|----------------------------|-----------------------|
| Type | AEB 35 SCL/1 V0 GY | Version |
| Order No. | 2661290000 | A-series, End bracket |
| GTIN (EAN) | 4050118702170 | |
| Qty. | 20 pc(s). | |

AAP11 6 FE

Weidmüller Interface GmbH & Co. KG

Klingenbergstraße 26

D-32758 Detmold

Germany

www.weidmueller.com

Accessories

| | | |
|------------|----------------------------|-----------------------|
| Type | AEB 35 SC/1 | Version |
| Order No. | 1991920000 | A-series, End bracket |
| GTIN (EAN) | 4050118376722 | |
| Qty. | 50 pc(s). | |
| Type | AEB 35 SC/1 BK | Version |
| Order No. | 2475310000 | A-series, End bracket |
| GTIN (EAN) | 4050118487114 | |
| Qty. | 50 pc(s). | |
| Type | AEB 35 SCL/1 VO | Version |
| Order No. | 2661280000 | A-series, End bracket |
| GTIN (EAN) | 4050118702163 | |
| Qty. | 20 pc(s). | |
| Type | AEB 35 SCL/1 VO BK | Version |
| Order No. | 2661300000 | A-series, End bracket |
| GTIN (EAN) | 4050118702187 | |
| Qty. | 20 pc(s). | |

A-Series



Test adapters and test plugs are used for the electrical connection between terminal blocks and the test equipment. In this way, an electrical contact can be established in the wired state and measurements can be done easily.

General ordering data

| | | |
|------------|----------------------------|--|
| Type | ATPG 1.5 MI-R | Version |
| Order No. | 1991880000 | Test adapter (terminal), 1.5 mm², 250 V, 0.2 A |
| GTIN (EAN) | 4050118376715 | |
| Qty. | 50 pc(s). | |
| Type | ATPG 10 MI-R | Version |
| Order No. | 1991870000 | Test adapter (terminal), 1.5 mm², 250 V, 0.2 A |
| GTIN (EAN) | 4050118376678 | |
| Qty. | 50 pc(s). | |
| Type | ATPG 2.5 MI-R | Version |
| Order No. | 1991960000 | Test adapter (terminal), 1.5 mm², 250 V, 0.2 A |
| GTIN (EAN) | 4050118376685 | |
| Qty. | 50 pc(s). | |
| Type | ATPG 6 MI-R | Version |
| Order No. | 1991930000 | Test adapter (terminal), 1.5 mm², 250 V, 0.2 A |
| GTIN (EAN) | 4050118376555 | |
| Qty. | 50 pc(s). | |
| Type | ATPG 1.5-10 L | Version |
| Order No. | 1991890000 | Test adapter (terminal), 1.5 mm², 250 V, 0.2 A |
| GTIN (EAN) | 4050118376647 | |
| Qty. | 50 pc(s). | |

AAP11 6 FE

Weidmüller Interface GmbH & Co. KG

Klingenbergstraße 26

D-32758 Detmold

Germany

www.weidmueller.com

Accessories

| | | |
|------------|----------------------------|---|
| Type | ATPG 4 MI-R | Version |
| Order No. | 1991860000 | Test adapter (terminal), 1.5 mm ² , 250 V, 0.2 A |
| GTIN (EAN) | 4050118376661 | |
| Qty. | 50 pc(s). | |

WS 12/6



WS/ DEK

MultiMark terminal markers use an innovative composite material made from two components. The hard base contour of the marker snaps securely into the connector. The elastic surface finish makes the marker easy to mount. This specially punched material enables the strips to be stretched to accommodate the slight variations in spacing that tend to add up, especially with long terminal blocks. Another advantage: the excellent printability of the surface material guarantees durable and wear-resistant labelling. A print resolution of 300 dpi also produces a very legible script.

Your benefits with MultiMark

- Firm hold and durable printing
- Continuous strips save installation time
- Easy mounting thanks to an innovative composite material
- Large label field for optimal legibility
- High flexibility thanks to manufacturer independence

General ordering data

| | | |
|------------|----------------------------|--|
| Type | WS 12/6 MM BP WS | Version |
| Order No. | 2619860000 | WS, Terminal marker, 12 x 6 mm, Pitch in mm (P): 6.00 Weidmueller, |
| GTIN (EAN) | 4050118626223 | white |
| Qty. | 4,500 pc(s). | |

| | | |
|------------|----------------------------|--|
| Type | WS 12/6 MM WS | Version |
| Order No. | 2007200000 | WS, Terminal marker, 12 x 6 mm, Weidmueller, white |
| GTIN (EAN) | 4050118391886 | |
| Qty. | 600 pc(s). | |

AAP11 6 FE

Weidmüller Interface GmbH & Co. KG

Klingenbergstraße 26

D-32758 Detmold

Germany

www.weidmueller.com

Accessories

WS 12/5



WS/ DEK

MultiMark terminal markers use an innovative composite material made from two components. The hard base contour of the marker snaps securely into the connector. The elastic surface finish makes the marker easy to mount. This specially punched material enables the strips to be stretched to accommodate the slight variations in spacing that tend to add up, especially with long terminal blocks. Another advantage: the excellent printability of the surface material guarantees durable and wear-resistant labelling. A print resolution of 300 dpi also produces a very legible script.

Your benefits with MultiMark

- Firm hold and durable printing
- Continuous strips save installation time
- Easy mounting thanks to an innovative composite material
- Large label field for optimal legibility
- High flexibility thanks to manufacturer independence

General ordering data

| | | |
|------------|----------------------------|--|
| Type | WS 12/5 MM WS | Version |
| Order No. | 2007190000 | WS, Terminal marker, 12 x 5 mm, Weidmueller, white |
| GTIN (EAN) | 4050118392036 | |
| Qty. | 800 pc(s). | |
| Type | WS 12/5 MM BP WS | Version |
| Order No. | 2619850000 | WS, Terminal marker, 12 x 5 mm, Weidmueller, white |
| GTIN (EAN) | 4050118626230 | |
| Qty. | 5,500 pc(s). | |

AAP11 6 FE

Weidmüller Interface GmbH & Co. KG

Klingenbergstraße 26

D-32758 Detmold

Germany

www.weidmueller.com

Accessories

WS 12/3.5



WS/ DEK

MultiMark terminal markers use an innovative composite material made from two components. The hard base contour of the marker snaps securely into the connector. The elastic surface finish makes the marker easy to mount. This specially punched material enables the strips to be stretched to accommodate the slight variations in spacing that tend to add up, especially with long terminal blocks. Another advantage: the excellent printability of the surface material guarantees durable and wear-resistant labelling. A print resolution of 300 dpi also produces a very legible script.

Your benefits with MultiMark

- Firm hold and durable printing
- Continuous strips save installation time
- Easy mounting thanks to an innovative composite material
- Large label field for optimal legibility
- High flexibility thanks to manufacturer independence

General ordering data

| | | |
|------------|----------------------------|--|
| Type | WS 12/3.5 MM WS | Version |
| Order No. | 2007180000 | WS, Terminal marker, 12 x 3.5 mm, Weidmueller, white |
| GTIN (EAN) | 4050118392203 | |
| Qty. | 1,000 pc(s). | |
| Type | WS 12/3.5 MM BP WS | Version |
| Order No. | 2619840000 | WS, Terminal marker, 12 x 3.5 mm, Weidmueller, white |
| GTIN (EAN) | 4050118626247 | |
| Qty. | 8,000 pc(s). | |

Slotted screwdriver



Slotted screwdriver with rounded blade SD DIN 5265, ISO 2380/2, output to DIN 5264, ISO 2380/1. ChromTop tip, SoftFinish grip

General ordering data

| | | |
|------------|----------------------------|--|
| Type | SDS 0.4X2.0X60 | Version |
| Order No. | 2749260000 | Screwdriver, Blade width (B): 2 mm, Blade length: 60 mm, Blade thickness (A): 0.4 mm |
| GTIN (EAN) | 4050118895537 | |
| Qty. | 1 pc(s). | |

AAP11 6 FE

Weidmüller Interface GmbH & Co. KG

Klingenbergstraße 26

D-32758 Detmold

Germany

www.weidmueller.com

Accessories

WS 8/6



WS/ DEK

MultiMark terminal markers use an innovative composite material made from two components. The hard base contour of the marker snaps securely into the connector. The elastic surface finish makes the marker easy to mount. This specially punched material enables the strips to be stretched to accommodate the slight variations in spacing that tend to add up, especially with long terminal blocks. Another advantage: the excellent printability of the surface material guarantees durable and wear-resistant labelling. A print resolution of 300 dpi also produces a very legible script.

Your benefits with MultiMark

- Firm hold and durable printing
- Continuous strips save installation time
- Easy mounting thanks to an innovative composite material
- Large label field for optimal legibility
- High flexibility thanks to manufacturer independence

General ordering data

| | | |
|------------|----------------------------|---|
| Type | WS 8/6 MM WS | Version |
| Order No. | 2007160000 | WS, Terminal marker, 8 x 6 mm, Weidmueller, white |
| GTIN (EAN) | 4050118391879 | |
| Qty. | 600 pc(s). | |
| Type | WS 8/6 MM BP WS | Version |
| Order No. | 2619820000 | WS, Terminal marker, 8 x 6 mm, Weidmueller, white |
| GTIN (EAN) | 4050118626261 | |
| Qty. | 6,000 pc(s). | |

AAP11 6 FE

Weidmüller Interface GmbH & Co. KG

Klingenbergstraße 26

D-32758 Detmold

Germany

www.weidmueller.com

Accessories

WS 12/8



WS/ DEK

MultiMark terminal markers use an innovative composite material made from two components. The hard base contour of the marker snaps securely into the connector. The elastic surface finish makes the marker easy to mount. This specially punched material enables the strips to be stretched to accommodate the slight variations in spacing that tend to add up, especially with long terminal blocks. Another advantage: the excellent printability of the surface material guarantees durable and wear-resistant labelling. A print resolution of 300 dpi also produces a very legible script.

Your benefits with MultiMark

- Firm hold and durable printing
- Continuous strips save installation time
- Easy mounting thanks to an innovative composite material
- Large label field for optimal legibility
- High flexibility thanks to manufacturer independence

General ordering data

| | | |
|------------|----------------------------|--|
| Type | WS-A 12/8 MM WS | Version |
| Order No. | 2448920000 | WS, Terminal marker, 12 x 8.1 mm, Weidmueller, white |
| GTIN (EAN) | 4050118462975 | |
| Qty. | 500 pc(s). | |

6 mm² to 1.5 mm²

The unique modular concept can be tailored to every type of machine. The potential distribution terminal blocks AAP are successful thanks to their uniform design with two possible constructions – alternating or grouped. In the grouped structure of the control voltage distribution, the potentials are located on different terminal blocks and thus form entire potential blocks.

General ordering data

| | | |
|------------|----------------------------|--|
| Type | AAP11 1.5 LI OR | Version |
| Order No. | 2503910000 | Modular distribution terminals, PUSH IN, 1.5 mm ² , 500 V, 17.5 A, dark beige |
| GTIN (EAN) | 4050118517583 | |
| Qty. | 50 pc(s). | |
| Type | AAP11 1.5 LI BL | Version |
| Order No. | 1988170000 | Modular distribution terminals, PUSH IN, 1.5 mm ² , 500 V, 17.5 A, dark beige |
| GTIN (EAN) | 4050118372922 | |
| Qty. | 50 pc(s). | |

AAP11 6 FE

Weidmüller Interface GmbH & Co. KG

Klingenbergstraße 26

D-32758 Detmold

Germany

www.weidmueller.com

Accessories

| | | |
|------------|----------------------------|--|
| Type | AAP11 1.5 LI RD | Version |
| Order No. | 1988160000 | Modular distribution terminals, PUSH IN, 1.5 mm², 500 V, 17.5 A, |
| GTIN (EAN) | 4050118372939 | dark beige |
| Qty. | 50 pc(s). | |
| Type | AAP11 1.5 LI WT | Version |
| Order No. | 2683440000 | Modular distribution terminals, PUSH IN, 1.5 mm², 500 V, 17.5 A, |
| GTIN (EAN) | 4064675008316 | dark beige, beige |
| Qty. | 50 pc(s). | |
| Type | AAP11 1.5 LI GN/OR | Version |
| Order No. | 2614100000 | Modular distribution terminals, PUSH IN, 1.5 mm², 500 V, 17.5 A, |
| GTIN (EAN) | 4050118618013 | green |
| Qty. | 50 pc(s). | |
| Type | AAP11 1.5 LI BL/OR | Version |
| Order No. | 2522870000 | Modular distribution terminals, PUSH IN, 1.5 mm², 500 V, 17.5 A, |
| GTIN (EAN) | 4050118554908 | blue |
| Qty. | 50 pc(s). | |

A-Series



Uniform inspection and test taps, consistent cross-connections, efficient markers, and timesaving PUSH IN connection technology make the A-Series particularly future-proof. The innovative design with clearly delineated functional areas and coloured pushers ensures maximum connection and maintenance safety.

General ordering data

| | | |
|------------|----------------------------|---------------------|
| Type | AEP AP11 | Version |
| Order No. | 1988320000 | A-series, End plate |
| GTIN (EAN) | 4050118372854 | |
| Qty. | 20 pc(s). | |

AAP11 6 FE

Weidmüller Interface GmbH & Co. KG

Klingenbergstraße 26

D-32758 Detmold

Germany

www.weidmueller.com

Accessories

WS 8/8



WS/ DEK

MultiMark terminal markers use an innovative composite material made from two components. The hard base contour of the marker snaps securely into the connector. The elastic surface finish makes the marker easy to mount. This specially punched material enables the strips to be stretched to accommodate the slight variations in spacing that tend to add up, especially with long terminal blocks. Another advantage: the excellent printability of the surface material guarantees durable and wear-resistant labelling. A print resolution of 300 dpi also produces a very legible script.

Your benefits with MultiMark

- Firm hold and durable printing
- Continuous strips save installation time
- Easy mounting thanks to an innovative composite material
- Large label field for optimal legibility
- High flexibility thanks to manufacturer independence

General ordering data

| | | |
|------------|----------------------------|---|
| Type | WS-A 8/8 MM WS | Version |
| Order No. | 2448930000 | WS, Terminal marker, 8 x 8.1 mm, Weidmueller, white |
| GTIN (EAN) | 4050118462982 | |
| Qty. | 500 pc(s). | |

AAP11 6 FE

Weidmüller Interface GmbH & Co. KG

Klingenbergstraße 26

D-32758 Detmold

Germany

www.weidmueller.com

Accessories

WS 12/6.5



WS/ DEK

MultiMark terminal markers use an innovative composite material made from two components. The hard base contour of the marker snaps securely into the connector. The elastic surface finish makes the marker easy to mount. This specially punched material enables the strips to be stretched to accommodate the slight variations in spacing that tend to add up, especially with long terminal blocks. Another advantage: the excellent printability of the surface material guarantees durable and wear-resistant labelling. A print resolution of 300 dpi also produces a very legible script.

Your benefits with MultiMark

- Firm hold and durable printing
- Continuous strips save installation time
- Easy mounting thanks to an innovative composite material
- Large label field for optimal legibility
- High flexibility thanks to manufacturer independence

General ordering data

| | | |
|------------|----------------------------|--|
| Type | WS 12/6.5 MM WS | Version |
| Order No. | 2619930000 | WS, Terminal marker, 12 x 6.5 mm, Weidmueller, white |
| GTIN (EAN) | 4050118626155 | |
| Qty. | 600 pc(s). | |

Digital current clamp devices



Digital current clamp devices and attachments and adapters are used for measuring AC and DC currents. The significant advantage of these devices is that you can make a measurement without breaking the flow of current.

General ordering data

| | | |
|------------|----------------------------|------------|
| Type | ZUB MULTIMETER | Version |
| Order No. | 9205270000 | Multimeter |
| GTIN (EAN) | 4032248723522 | |
| Qty. | 1 pc(s). | |

AAP11 6 FE

Weidmüller Interface GmbH & Co. KG

Klingenbergstraße 26

D-32758 Detmold

Germany

www.weidmueller.com

Accessories

DEK 5/6



WS/ DEK

MultiMark terminal markers use an innovative composite material made from two components. The hard base contour of the marker snaps securely into the connector. The elastic surface finish makes the marker easy to mount. This specially punched material enables the strips to be stretched to accommodate the slight variations in spacing that tend to add up, especially with long terminal blocks. Another advantage: the excellent printability of the surface material guarantees durable and wear-resistant labelling. A print resolution of 300 dpi also produces a very legible script.

Your benefits with MultiMark

- Firm hold and durable printing
- Continuous strips save installation time
- Easy mounting thanks to an innovative composite material
- Large label field for optimal legibility
- High flexibility thanks to manufacturer independence

General ordering data

| | | |
|------------|----------------------------|--|
| Type | DEK 5/6 MM BP WS | Version |
| Order No. | 2619780000 | Dekafix, Terminal marker, 5 x 6 mm, Weidmueller, white |
| GTIN (EAN) | 4050118626308 | |
| Qty. | 9,000 pc(s). | |
| Type | DEK 5/6 MM WS | Version |
| Order No. | 2007120000 | Dekafix, Terminal marker, 5 x 6 mm, Weidmueller, white |
| GTIN (EAN) | 4050118392104 | |
| Qty. | 600 pc(s). | |

Marker holder



The marker holder offer the possibility of additional mounting of standard markers with a pitch of 5 or 5.1 mm. The angled holders can be optionally snapped together and could be mounted in all standard marking channels of the Klippon® Connect modular terminal blocks. Fitting marker types could be found under the respective accessories of the designation marking holder.

General ordering data

| | | |
|------------|----------------------------|----------------------------|
| Type | BZT 1 WS 10/5 | Version |
| Order No. | 1805490000 | Accessories, Marker holder |
| GTIN (EAN) | 4032248270231 | |
| Qty. | 100 pc(s). | |

AAP11 6 FE**Weidmüller Interface GmbH & Co. KG**


Klingenbergstraße 26

D-32758 Detmold

Germany

www.weidmueller.com**Accessories**

| | | |
|------------|----------------------------|----------------------------|
| Type | BZT 1 ZA WS 10/5 | Version |
| Order No. | 1805520000 | Accessories, Marker holder |
| GTIN (EAN) | 4032248270248 | |
| Qty. | 100 pc(s). | |

End brackets**General ordering data**

| | | |
|------------|----------------------------|-----------------------|
| Type | AEB 35 SCL/1 V0 BK DL | Version |
| Order No. | 2570250000 | A-series, End bracket |
| GTIN (EAN) | 4050118580266 | |
| Qty. | 50 pc(s). | |
| Type | AEB 35 SCL/1 V0 GY DL | Version |
| Order No. | 2570260000 | A-series, End bracket |
| GTIN (EAN) | 4050118580273 | |
| Qty. | 50 pc(s). | |
| Type | AEB 35 SCL/1 V0 DL | Version |
| Order No. | 2570240000 | A-series, End bracket |
| GTIN (EAN) | 4050118580259 | |
| Qty. | 50 pc(s). | |