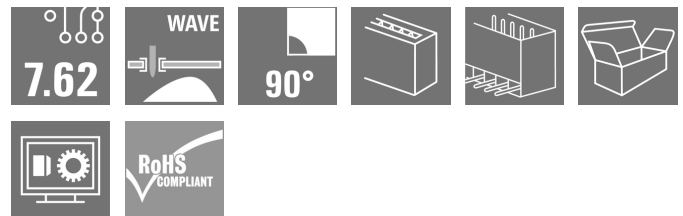



**SL 7.62HP/04/90G 3.2SN OR BX****Weidmüller Interface GmbH & Co. KG**

Klingenbergstraße 26

D-32758 Detmold

Germany

[www.weidmueller.com](http://www.weidmueller.com)**Product image****Power on board - 100% safety, 100% integration, 100% cost-effectiveness:**

The compact, efficient solution for UL-600V applications in the lower performance range up to 12 kVA

- 29 A at 400 V (IEC)
- 20 A at 300 V (UL)
- Single compartment mating profile
- Clamping range: 0.08 - 4 mm<sup>2</sup> / AWG 28 - 12

Assisting in device approval:

- Meets the requirements for 600 V according to UL 508 / UL840.
- Meets the increased requirements on touch safety as per IEC68100-5-1

The slimming diet for multiple-stage device series: Reduce the size and cut costs in the high-volume lower performance range without compromising device approval! Male header, 90° outlet angle

**General ordering data**

|              |  |
|--------------|--|
| Version      | PCB plug-in connector, male header, closed side, THT solder connection, 7.62 mm, Number of poles: 4, 90°, Solder pin length (l): 3.2 mm, tinned, orange, Box |
| Order No.    | <a href="#">1980390000</a>   |
| Type         | SL 7.62HP/04/90G 3.2SN OR BX   |
| GTIN (EAN)   | 4032248675449  |
| Qty.         | 100 pc(s).   |
| Product data | IEC: 630 V / 29 A<br>UL: 300 V / 20 A  |
| Packaging    | Box  |

## SL 7.62HP/04/90G 3.2SN OR BX

Weidmüller Interface GmbH &amp; Co. KG

Klingenbergstraße 26

D-32758 Detmold

Germany

www.weidmueller.com

## Technical data

## Dimensions and weights

|                          |            |                 |            |
|--------------------------|------------|-----------------|------------|
| Depth                    | 11.8 mm    | Depth (inches)  | 0.465 inch |
| Height                   | 11.6 mm    | Height (inches) | 0.457 inch |
| Height of lowest version | 8.4 mm     | Width           | 29.66 mm   |
| Width (inches)           | 1.168 inch | Net weight      | 1.844 g    |

## Temperatures

|                                  |        |                                  |        |
|----------------------------------|--------|----------------------------------|--------|
| Continuous operating temp., min. | -25 °C | Continuous operating temp., max. | 100 °C |
|----------------------------------|--------|----------------------------------|--------|

## System specifications

|  |                                      |  |                                 |
|--|--------------------------------------|--|---------------------------------|
| Product family                             | OMNIMATE Power - series BL/SL 7.62HP | Type of connection                           | Board connection                |
| Mounting onto the PCB                      | THT solder connection                | Pitch in mm (P)                              | 7.62 mm                         |
| Pitch in inches (P)                        | 0.3 "                                | Outgoing elbow                               | 90°                             |
| Number of poles                            | 4                                    | Number of solder pins per pole               | 1                               |
| Solder pin length (l)                      | 3.2 mm                               | Solder pin dimensions                        | 1.0 x 1.0 mm                    |
| Solder pin dimensions = d tolerance        | +0,01 / -0,03 mm                     | Solder eyelet hole diameter (D)              | 1.4 mm                          |
| Solder eyelet hole diameter tolerance (D)  | + 0,1 mm                             | L1 in mm                                     | 22.86 mm                        |
| L1 in inches                               | 0.9 "                                | Number of rows                               | 1                               |
| Pin series quantity                        | 1                                    | Touch-safe protection acc. to DIN VDE 57 106 | Safe from finger touch, plugged |
| Touch-safe protection acc. to DIN VDE 0470 | IP20 plugged                         | Protection degree                            | IP10                            |
| Can be coded                               | Yes                                  | Plugging cycles                              | 25                              |

## Material data

|                                       |                                |                                       |                                |
|---------------------------------------|--------------------------------|---------------------------------------|--------------------------------|
| Insulating material                   | PBT                            | Colour                                | orange                         |
| Colour chart (similar)                | RAL 2000                       | Insulating material group             | IIIa                           |
| Comparative Tracking Index (CTI)      | ≥ 200                          | UL 94 flammability rating             | V-0                            |
| Contact material                      | Cu-alloy                       | Contact surface                       | tinned                         |
| Layer structure of solder connection  | 1...3 µm Ni / 2...4 µm Sn matt | Layer structure of plug contact       | 1...3 µm Ni / 2...4 µm Sn matt |
| Storage temperature, min.             | -40 °C                         | Storage temperature, max.             | 70 °C                          |
| Operating temperature, min.           | -50 °C                         | Operating temperature, max.           | 100 °C                         |
| Temperature range, installation, min. | -25 °C                         | Temperature range, installation, max. | 100 °C                         |

## Rated data acc. to IEC

|   |                        |   |                   |
|---|------------------------|---|-------------------|
| tested acc. to standard   | IEC 60664-1, IEC 61984 | Rated current, min. number of poles (Tu=20°C)                         | 29 A              |
| Rated current, max. number of poles (Tu=20°C)                             | 29 A                   | Rated current, min. number of poles (Tu=40°C)                         | 25 A              |
| Rated current, max. number of poles (Tu=40°C)                             | 21 A                   | Rated voltage for surge voltage class / pollution degree II/2         | 630 V             |
| Rated voltage for surge voltage class / pollution degree III/2            | 500 V                  | Rated voltage for surge voltage class / pollution degree III/3        | 400 V             |
| Rated impulse voltage for surge voltage class/ pollution degree II/2      | 6 kV                   | Rated impulse voltage for surge voltage class/ pollution degree III/2 | 6 kV              |
| Rated impulse voltage for surge voltage class/ contamination degree III/3 | 6 kV                   | Short-time withstand current resistance                               | 3 x 1s with 180 A |
| Clearance, min.   | 6.5 mm                 | Creepage distance, min.   | 8.1 mm            |

## SL 7.62HP/04/90G 3.2SN OR BX

Weidmüller Interface GmbH &amp; Co. KG

Klingenbergstraße 26

D-32758 Detmold

Germany

www.weidmueller.com

## Technical data

## Rated data acc. to CSA

|                                   |       |                                   |       |
|-----------------------------------|-------|-----------------------------------|-------|
| Rated voltage (Use group B / CSA) | 300 V | Rated voltage (Use group C / CSA) | 300 V |
| Rated voltage (Use group D / CSA) | 600 V | Rated current (Use group B / CSA) | 20 A  |
| Rated current (Use group C / CSA) | 20 A  | Rated current (Use group D / CSA) | 5 A   |

## Rated data acc. to UL 1059

Institute (cURus)



Certificate No. (cURus)

E60693

|                                       |  |                                       |         |
|---------------------------------------|--|---------------------------------------|---------|
| Rated voltage (Use group B / UL 1059) | 300 V  | Rated voltage (Use group C / UL 1059) | 300 V   |
| Rated voltage (Use group D / UL 1059) | 600 V  | Rated current (Use group B / UL 1059) | 20 A    |
| Rated current (Use group C / UL 1059) | 20 A   | Rated current (Use group D / UL 1059) | 5 A     |
| Clearance distance, min.              | 6.5 mm   | Creepage distance, min.               | 11.2 mm |
| Reference to approval values          | Specifications are maximum values, details - see approval certificate. |                                       |         |

## Packing

|           |        |            |        |
|-----------|--------|------------|--------|
| Packaging | Box    | VPE length | 225 mm |
| VPE width | 110 mm | VPE height | 45 mm  |

## Classifications

|             |             |             |             |
|-------------|-------------|-------------|-------------|
| ETIM 6.0    | EC002637    | ETIM 7.0    | EC002637    |
| ETIM 8.0    | EC002637    | ETIM 9.0    | EC002637    |
| ECLASS 9.0  | 27-44-04-02 | ECLASS 9.1  | 27-44-04-02 |
| ECLASS 10.0 | 27-44-04-02 | ECLASS 11.0 | 27-46-02-01 |
| ECLASS 12.0 | 27-46-02-01 | ECLASS 13.0 | 27-46-02-01 |

## Environmental Product Compliance

REACH SVHC

/

## SL 7.62HP/04/90G 3.2SN OR BX

Weidmüller Interface GmbH &amp; Co. KG

Klingenbergstraße 26

D-32758 Detmold

Germany

www.weidmueller.com

## Technical data

## Important note

|                |  |
|----------------|--|
| IPC conformity | Conformity: The products are developed, manufactured and delivered according international recognized standards and norms and comply with the assured properties in the data sheet resp. fulfill decorative properties in accordance with IPC-A-610 "Class 2". Further claims on the products can be evaluated on request.   |
| Notes          | <ul style="list-style-type: none"> <li>• Additional variants on request</li> <li>• Gold-plated contact surfaces on request</li> <li>• Rated current related to rated cross-section &amp; min. No. of poles.</li> <li>• P on drawing = pitch</li> <li>• Rated data refer only to the component itself. Clearance and creepage distances to other components are to be designed in accordance with the relevant application standards.</li> <li>• In accordance with IEC 61984, OMNIMATE-connectors are connectors without breaking capacity (COC). During designated use, connectors are not allowed to be engaged or disengaged when live or under load</li> <li>• Long term storage of the product with average temperature of 50 °C and maximum humidity 70%, 36 months</li> </ul> |

## Approvals

Approvals



|                         |            |
|-------------------------|------------|
| ROHS                    | Conform    |
| UL File Number Search   | UL Website |
| Certificate No. (cURus) | E60693     |

## Downloads


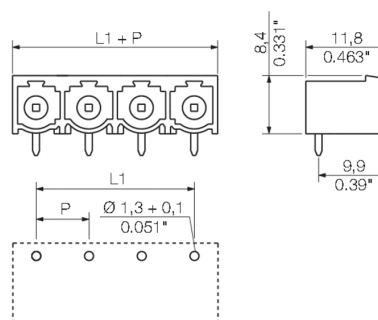
|   |  |
|---|--|
| Approval/Certificate/Document of Conformity | <a href="#">Declaration of the Manufacturer</a>  |
| Engineering Data                            | <a href="#">CAD data – STEP</a>  |
| Product Change Notification                 | <a href="#">DE - Change of packaging</a><br><a href="#">EN - Change of packaging</a><br><a href="#">DE - Change of packaging Step 2</a><br><a href="#">EN - Change of packaging Step 2</a>   |
| Catalogues                                  | <a href="#">Catalogues in PDF-format</a>   |
| Brochures                                   | <a href="#">FL DRIVES EN</a><br><a href="#">MB DEVICE MANUF. EN</a><br><a href="#">FL DRIVES DE</a><br><a href="#">FL HEATING ELECTR EN</a><br><a href="#">FL APPL_INVERTER EN</a><br><a href="#">FL_BASE_STATION_EN</a><br><a href="#">FL ELEVATOR EN</a><br><a href="#">FL POWER SUPPLY EN</a><br><a href="#">FL 72H SAMPLE SER EN</a><br><a href="#">PO OMNIMATE EN</a> |

**SL 7.62HP/04/90G 3.2SN OR BX****Weidmüller Interface GmbH & Co. KG**

Klingenbergstraße 26

D-32758 Detmold

Germany

[www.weidmueller.com](http://www.weidmueller.com)**Drawings****Product image****Dimensional drawing**

## Recommended wave soldering profiles

**Weidmüller Interface GmbH & Co. KG**  
Klingenbergstraße 16  
D-32758 Detmold  
Germany  
Fon: +49 5231 14-0  
Fax: +49 5231 14-292083  
[www.weidmueller.com](http://www.weidmueller.com)

### Single Wave:



### Double Wave:



### Wave soldering profiles

Wired connection elements should be processed in accordance with the DIN EN 61760-1 standard. We have included two recommendations for practical wave soldering profiles, with which Weidmüller PCB terminals and connectors are qualified.

When choosing a suitable profile for your application, the following factors also need to be considered:

- PCB thickness
- Proportion of Cu in the layers
- Single/double-sided assembly
- Product range
- Heating and cooling rates

The single and double wave profiles each indicate the recommended operating range, including the maximum soldering temperature of 260°C. In practice, the maximum soldering temperature is quite often well below the above maximum profile.

We reserve the right to make technical changes.