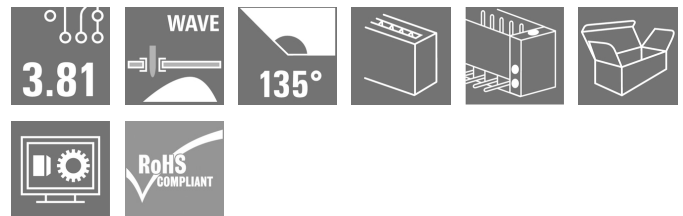


**SC 3.81/11/135F 3.2SN OR BX****Weidmüller Interface GmbH & Co. KG**

Klingenbergstraße 26

D-32758 Detmold

Germany

[www.weidmueller.com](http://www.weidmueller.com)**Product image**

The SC pin header with 135° wire outlet direction: the 135° angle exists between the plugging direction and the solder pin. The wire outlet direction is then diagonal or 45° to the PCB.

- More freedom when designing components and devices.
- Easy access and a high component density when multiple interfaces are arranged in parallel within a single plugging area
- The housing design is application-friendly because of the additional optional wire outlet direction.
- Available in closed (G) and screw flange (F) versions.

Weidmüller's 3.81-mm-pitch (0.15 inch) plug-in connectors are compatible with the layouts of standard connectors and offer space for labelling and coding.

**General ordering data**

|              |   |
|--------------|---|
| Version      | PCB plug-in connector, male header, Flange, THT solder connection, 3.81 mm, Number of poles: 11, 135°, Solder pin length (l): 3.2 mm, tinned, orange, Box |
| Order No.    | <a href="#">1976830000</a>  |
| Type         | SC 3.81/11/135F 3.2SN OR BX   |
| GTIN (EAN)   | 4032248684854   |
| Qty.         | 50 pc(s).   |
| Product data | IEC: 320 V / 17.5 A<br>UL: 300 V / 10 A   |
| Packaging    | Box   |

## SC 3.81/11/135F 3.2SN OR BX

Weidmüller Interface GmbH &amp; Co. KG

Klingenbergstraße 26

D-32758 Detmold

Germany

www.weidmueller.com

## Technical data

## Dimensions and weights

|                          |            |                 |            |
|--------------------------|------------|-----------------|------------|
| Depth                    | 13.1 mm    | Depth (inches)  | 0.516 inch |
| Height                   | 14.2 mm    | Height (inches) | 0.559 inch |
| Height of lowest version | 11 mm      | Width           | 52.3 mm    |
| Width (inches)           | 2.059 inch | Net weight      | 3.884 g    |

## System specifications

|  |   |  |                              |
|--|---|--|------------------------------|
| Product family                               | OMNIMATE Signal - series BC/SC 3.81                 | Type of connection                         | Board connection             |
| Mounting onto the PCB                        | THT solder connection                               | Pitch in mm (P)                            | 3.81 mm                      |
| Pitch in inches (P)                          | 0.15 "  | Outgoing elbow                             | 135°                         |
| Number of poles                              | 11  | Number of solder pins per pole             | 1                            |
| Solder pin length (l)                        | 3.2 mm  | Solder pin length tolerance                | 0 / -0.2 mm                  |
| Solder pin dimensions                        | d = 1.0 mm, Octagonal                               | Solder pin dimensions = d tolerance        | 0 / -0.03 mm                 |
| Solder eyelet hole diameter (D)              | 1.2 mm  | Solder eyelet hole diameter tolerance (D)+ | 0, 1 mm                      |
| L1 in mm                                     | 38.1 mm   | L1 in inches                               | 1.5 "                        |
| Number of rows                               | 1   | Pin series quantity                        | 1                            |
| Touch-safe protection acc. to DIN VDE 57 106 | finger-safe unplugged/<br>back-of-hand-safe plugged | Touch-safe protection acc. to DIN VDE 0470 | IP20 plugged/ IP10 unplugged |
| Volume resistance                            | ≤5 mΩ   | Can be coded                               | Yes                          |
| Plugging force/pole, max.                    | 7 N   | Pulling force/pole, max.                   | 5 N                          |

## Material data

|                                       |          |                                       |        |
|---------------------------------------|----------|---------------------------------------|--------|
| Insulating material                   | PA GF    | Colour                                | orange |
| Colour chart (similar)                | RAL 2000 | Insulating material group             | II     |
| Comparative Tracking Index (CTI)      | ≥ 550    | UL 94 flammability rating             | V-0    |
| Contact material                      | Cu-alloy | Contact surface                       | tinned |
| Storage temperature, min.             | -40 °C   | Storage temperature, max.             | 70 °C  |
| Operating temperature, min.           | -50 °C   | Operating temperature, max.           | 120 °C |
| Temperature range, installation, min. | -25 °C   | Temperature range, installation, max. | 120 °C |

## Rated data acc. to IEC

|   |                        |   |                  |
|---|------------------------|---|------------------|
| tested acc. to standard   | IEC 60664-1, IEC 61984 | Rated current, min. number of poles (Tu=20°C)                         | 17.5 A           |
| Rated current, max. number of poles (Tu=20°C)                             | 17.5 A                 | Rated current, min. number of poles (Tu=40°C)                         | 17.5 A           |
| Rated current, max. number of poles (Tu=40°C)                             | 17.1 A                 | Rated voltage for surge voltage class / pollution degree II/2         | 320 V            |
| Rated voltage for surge voltage class / pollution degree III/2            | 160 V                  | Rated voltage for surge voltage class / pollution degree III/3        | 160 V            |
| Rated impulse voltage for surge voltage class/ pollution degree II/2      | 2.5 kV                 | Rated impulse voltage for surge voltage class/ pollution degree III/2 | 2.5 kV           |
| Rated impulse voltage for surge voltage class/ contamination degree III/3 | 2.5 kV                 | Short-time withstand current resistance                               | 3 x 1s with 76 A |

## SC 3.81/11/135F 3.2SN OR BX

Weidmüller Interface GmbH &amp; Co. KG

Klingenbergstraße 26

D-32758 Detmold

Germany

www.weidmueller.com

## Technical data

## Rated data acc. to CSA

Institute (CSA)



Certificate No. (CSA)

200039-1121690

Rated voltage (Use group B / CSA) 300 V

Rated current (Use group B / CSA) 11 A

Reference to approval values Specifications are maximum values, details - see approval certificate.

## Rated data acc. to UL 1059

Institute (cURus)



Certificate No. (cURus)

E60693

Rated voltage (Use group B / UL 1059) 300 V

Rated voltage (Use group D / UL 1059) 300 V

Rated current (Use group B / UL 1059) 10 A

Rated current (Use group D / UL 1059) 10 A

Reference to approval values Specifications are maximum values, details - see approval certificate.

## Packing

|           |        |            |        |
|-----------|--------|------------|--------|
| Packaging | Box    | VPE length | 274 mm |
| VPE width | 120 mm | VPE height | 25 mm  |

## Classifications

|             |             |             |             |
|-------------|-------------|-------------|-------------|
| ETIM 6.0    | EC002637    | ETIM 7.0    | EC002637    |
| ETIM 8.0    | EC002637    | ETIM 9.0    | EC002637    |
| ECLASS 9.0  | 27-44-04-02 | ECLASS 9.1  | 27-44-04-02 |
| ECLASS 10.0 | 27-44-04-02 | ECLASS 11.0 | 27-46-02-01 |
| ECLASS 12.0 | 27-46-02-01 | ECLASS 13.0 | 27-46-02-01 |

## Environmental Product Compliance

|            |                                      |
|------------|--------------------------------------|
| REACH SVHC | Lead 7439-92-1                       |
| SCIP       | 308576ca-4abc-409a-b0d0-6626109a7446 |

## SC 3.81/11/135F 3.2SN OR BX

Weidmüller Interface GmbH &amp; Co. KG

Klingenbergstraße 26

D-32758 Detmold

Germany

www.weidmueller.com

## Technical data

## Important note

|                |  |
|----------------|--|
| IPC conformity | Conformity: The products are developed, manufactured and delivered according international recognized standards and norms and comply with the assured properties in the data sheet resp. fulfill decorative properties in accordance with IPC-A-610 "Class 2". Further claims on the products can be evaluated on request.   |
| Notes          | <ul style="list-style-type: none"> <li>• Additional variants on request</li> <li>• Rated current related to rated cross-section &amp; min. No. of poles.</li> <li>• Rated data refer only to the component itself. Clearance and creepage distances to other components are to be designed in accordance with the relevant application standards.</li> <li>• P on drawing = pitch</li> <li>• For additional mechanical support for male connectors with screw flange (...F), we recommend an additional cable gland with fastening screws (sheet metal screw ISO 1481-ST 2.2x4.5 C or ISO 7049-ST 2.2x4.5 C – see Accessories). Cable gland only permitted before soldering.</li> <li>• In accordance with IEC 61984, OMNIMATE-connectors are connectors without breaking capacity (COC). During designated use, connectors are not allowed to be engaged or disengaged when live or under load</li> <li>• Long term storage of the product with average temperature of 50 °C and maximum humidity 70%, 36 months</li> </ul> |

## Approvals

Approvals



|                         |            |
|-------------------------|------------|
| ROHS                    | Conform    |
| UL File Number Search   | UL Website |
| Certificate No. (cURus) | E60693     |

## Downloads

|   |  |
|---|--|
| Approval/Certificate/Document of Conformity | <a href="#">Declaration of the Manufacturer</a>  |
| Engineering Data                            | <a href="#">CAD data – STEP</a>  |
| Catalogues                                  | <a href="#">Catalogues in PDF-format</a>   |
| Brochures                                   | <a href="#">FL DRIVES EN</a><br><a href="#">MB DEVICE MANUF. EN</a><br><a href="#">FL DRIVES DE</a><br><a href="#">FL BUILDING SAFETY EN</a><br><a href="#">FL APPL LED LIGHTING EN</a><br><a href="#">FL INDUSTR.CONTROLS EN</a><br><a href="#">FL MACHINE SAFETY EN</a><br><a href="#">FL HEATING ELECTR EN</a><br><a href="#">FL APPL INVERTER EN</a><br><a href="#">FL_BASE_STATION_EN</a><br><a href="#">FL ELEVATOR EN</a><br><a href="#">FL POWER SUPPLY EN</a><br><a href="#">FL 72H SAMPLE SER EN</a><br><a href="#">PO OMNIMATE EN</a><br><a href="#">PO OMNIMATE EN</a> |


## SC 3.81/11/135F 3.2SN OR BX

**Weidmüller Interface GmbH & Co. KG**  
Klingenbergstraße 26  
D-32758 Detmold  
Germany

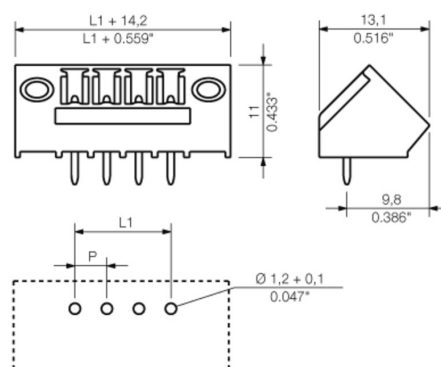
[www.weidmueller.com](http://www.weidmueller.com)

# Drawings

## Product image



## Dimensional drawing



## SC 3.81/11/135F 3.2SN OR BX

Weidmüller Interface GmbH &amp; Co. KG

Klingenbergstraße 26

D-32758 Detmold

Germany

[www.weidmueller.com](http://www.weidmueller.com)

## Accessories

## Coding elements

**Only connects what is supposed to be connected:  
the right connection at the right place.**

Coding elements and locking devices clearly assign connecting elements during the manufacturing process and operation

The coding elements and locking devices are inserted prior to assembly or during the cable assembly phase. The Weidmüller alternative: configure online using the variant configurator to precode prior to delivery.

Incorrect assembly on the circuit board and incorrect plugging of connecting elements is no longer possible. The advantage: no troubleshooting during manufacture and no operational errors by the user.

## General ordering data

| Type       | SC-SMT 3.81 KO BK BX       | Version   | Product data | Packaging |
|------------|----------------------------|---|--------------|-----------|
| Order No.  | <a href="#">2460700000</a> | PCB plug-in connector, Accessories, Coding element, black |              | Box       |
| GTIN (EAN) | 4050118480023              |   |              |           |
| Qty.       | 100 pc(s).                 |   |              |           |
| Type       | SC-SMT 3.81 KO WT BX       | Version   | Product data | Packaging |
| Order No.  | <a href="#">2467670000</a> | PCB plug-in connector, Accessories, Coding element, white |              | Box       |
| GTIN (EAN) | 4050118494693              |   |              |           |
| Qty.       | 100 pc(s).                 |   |              |           |

## Recommended wave soldering profiles

**Weidmüller Interface GmbH & Co. KG**  
Klingenbergstraße 16  
D-32758 Detmold  
Germany  
Fon: +49 5231 14-0  
Fax: +49 5231 14-292083  
[www.weidmueller.com](http://www.weidmueller.com)

### Single Wave:



### Double Wave:



### Wave soldering profiles

Wired connection elements should be processed in accordance with the DIN EN 61760-1 standard. We have included two recommendations for practical wave soldering profiles, with which Weidmüller PCB terminals and connectors are qualified.

When choosing a suitable profile for your application, the following factors also need to be considered:

- PCB thickness
- Proportion of Cu in the layers
- Single/double-sided assembly
- Product range
- Heating and cooling rates

The single and double wave profiles each indicate the recommended operating range, including the maximum soldering temperature of 260°C. In practice, the maximum soldering temperature is quite often well below the above maximum profile.

We reserve the right to make technical changes.