

**BLZP 5.08HC/20/90F SN OR BX****Weidmüller Interface GmbH & Co. KG**

Klingenbergstraße 26

D-32758 Detmold

Germany

www.weidmueller.com

**Product image**

Female plugs with clamping-yoke connection for connecting wires with a right-angle (90° or 270°) outlet direction. The female connectors provide space for labelling and can be coded. Fastened by means of a flange or release latch. They also provide an integrated plus/minus screw, protection against faulty insertion of the wire, and they are delivered with open clamping yokes. HC = High Current.

**General ordering data**

Version	PCB plug-in connector, female plug, 5.08 mm, Number of poles: 20, 90°, Clamping yoke connection, Clamping range, max. : 4 mm², Box
Order No.	<a href="#">1949980000</a>
Type	BLZP 5.08HC/20/90F SN OR BX
GTIN (EAN)	4032248627912
Qty.	12 pc(s).
Product data	IEC: 400 V / 23 A / 0.2 - 4 mm² UL: 300 V / 20 A / AWG 26 - AWG 12
Packaging	Box

**BLZP 5.08HC/20/90F SN OR BX****Weidmüller Interface GmbH & Co. KG**

Klingenbergstraße 26

D-32758 Detmold

Germany

www.weidmueller.com

**Technical data****Dimensions and weights**

Depth	27.1 mm	Depth (inches)	1.067 inch
Height	14.1 mm	Height (inches)	0.555 inch
Width	111.4 mm	Width (inches)	4.386 inch
Net weight	37.55 g		

**System Parameters**

Product family	OMNIMATE Signal - series BL/SL 5.08		
Type of connection	Field connection		
Wire connection method	Clamping yoke connection		
Pitch in mm (P)	5.08 mm		
Pitch in inches (P)	0.2 "		
Conductor outlet direction	90°		
Number of poles	20		
L1 in mm	96.52 mm		
L1 in inches	3.8 "		
Number of rows	1		
Pin series quantity	1		
Rated cross-section	4 mm <sup>2</sup>		
Touch-safe protection acc. to DIN VDE 57 106	Safe from finger touch		
Touch-safe protection acc. to DIN VDE 0470	IP20 plugged/ IP10 unplugged		
Protection degree	IP20		
Volume resistance	≤5 mΩ		
Can be coded	Yes		
Stripping length	7 mm		
Clamping screw	M 2.5		
Screwdriver blade	0.6 x 3.5, PH 1, PZ 1		
Screwdriver blade standard	DIN 5264, ISO 8764/2-PH, ISO 8764/2-PZ		
Plugging cycles	25		
Plugging force/pole, max.	10 N		
Pulling force/pole, max.	9 N		
Tightening torque	Torque type		Wire connection
	Usage information		Tightening torque
			min. 0.4 Nm
			max. 0.5 Nm
Tightening torque	Torque type		Screw flange
	Usage information		Tightening torque
			min. 0.2 Nm
			max. 0.25 Nm

**Material data**

Insulating material	PBT	Colour	orange
Colour chart (similar)	RAL 2000	Insulating material group	IIIa
Comparative Tracking Index (CTI)	≥ 200	UL 94 flammability rating	V-0
Contact material	Cu-alloy	Contact surface	tinned
Layer structure of plug contact	4...8 µm Sn hot-dip tinned	Storage temperature, min.	-40 °C
Storage temperature, max.	70 °C	Operating temperature, min.	-50 °C
Operating temperature, max.	100 °C	Temperature range, installation, min.	-25 °C
Temperature range, installation, max.	100 °C		

**Conductors suitable for connection**

Clamping range, min.	0.13 mm <sup>2</sup>
Clamping range, max.	4 mm <sup>2</sup>

Creation date November 6, 2024 6:11:42 AM CET

**BLZP 5.08HC/20/90F SN OR BX****Weidmüller Interface GmbH & Co. KG**

Klingenbergstraße 26

D-32758 Detmold

Germany

www.weidmueller.com

**Technical data**

Wire connection cross section AWG, min.	AWG 30			
Wire connection cross section AWG, max.	AWG 12			
Solid, min. H05(07) V-U	0.2 mm <sup>2</sup>			
Solid, max. H05(07) V-U	4 mm <sup>2</sup>			
Flexible, min. H05(07) V-K	0.2 mm <sup>2</sup>			
Flexible, max. H05(07) V-K	4 mm <sup>2</sup>			
w. plastic collar ferrule, DIN 46228 pt 4, 0.2 mm <sup>2</sup> min.				
w. plastic collar ferrule, DIN 46228 pt 4, 2.5 mm <sup>2</sup> max.				
w. wire end ferrule, DIN 46228 pt 1, min.	0.2 mm <sup>2</sup>			
w. wire end ferrule, DIN 46228 pt 1, max.	4 mm <sup>2</sup>			
Plug gauge in accordance with EN 60999 a x b; ø	2.8 mm x 2.4 mm			
Clampable conductor	Cross-section for conductor connection	nominal	0.5 mm <sup>2</sup>	
	wire end ferrule	Stripping length	nominal 6 mm	
		Recommended wire-end ferrule	<a href="#">H0.5/6</a>	
		Stripping length	nominal 8 mm	
		Recommended wire-end ferrule	<a href="#">H0.5/12 OR</a>	
	Cross-section for conductor connection	nominal	1 mm <sup>2</sup>	
	wire end ferrule	Stripping length	nominal 6 mm	
		Recommended wire-end ferrule	<a href="#">H1.0/6</a>	
		Cross-section for conductor connection	nominal	1.5 mm <sup>2</sup>
		wire end ferrule	Stripping length	nominal 7 mm
	Recommended wire-end ferrule		<a href="#">H1.5/7</a>	
	Cross-section for conductor connection		nominal	2.5 mm <sup>2</sup>
	wire end ferrule		Stripping length	nominal 7 mm
		Recommended wire-end ferrule	<a href="#">H2.5/7</a>	
		Stripping length	nominal 10 mm	
		Recommended wire-end ferrule	<a href="#">H2.5/15D BL</a>	
Reference text	The outside diameter of the plastic collar should not be larger than the pitch (P), Length of ferrules is to be chosen depending on the product and the rated voltage.			

**Rated data acc. to IEC**

tested acc. to standard	IEC 60664-1, IEC 61984	Rated current, min. number of poles (Tu=20°C)	23 A
Rated current, max. number of poles (Tu=20°C)	18 A	Rated current, min. number of poles (Tu=40°C)	21 A
Rated current, max. number of poles (Tu=40°C)	16 A	Rated voltage for surge voltage class / pollution degree II/2	400 V
Rated voltage for surge voltage class / pollution degree III/2	320 V	Rated voltage for surge voltage class / pollution degree III/3	250 V
Rated impulse voltage for surge voltage class/ pollution degree II/2	4 kV	Rated impulse voltage for surge voltage class/ pollution degree III/2	4 kV
Rated impulse voltage for surge voltage class/ contamination degree III/3	4 kV	Short-time withstand current resistance	3 x 1s with 120 A

**BLZP 5.08HC/20/90F SN OR BX****Weidmüller Interface GmbH & Co. KG**

Klingenbergstraße 26  
D-32758 Detmold  
Germany

www.weidmueller.com

**Technical data****Rated data acc. to CSA**

Institute (CSA)



Certificate No. (CSA)

200039-1121690

Rated voltage (Use group B / CSA) 300 V

Rated voltage (Use group C / CSA) 50 V

Rated voltage (Use group D / CSA) 300 V

Rated current (Use group B / CSA) 20 A

Rated current (Use group D / CSA) 20 A

Wire cross-section, AWG, min. AWG 30

Wire cross-section, AWG, max.

Reference to approval values  
Specifications are maximum values, details - see approval certificate.

AWG 12

**Rated data acc. to UL 1059**

Institute (cURus)



Certificate No. (cURus)

E60693

Rated voltage (Use group B / UL 1059) 300 V

Rated voltage (Use group D / UL 1059) 300 V

Rated current (Use group B / UL 1059) 20 A

Rated current (Use group D / UL 1059) 10 A

Wire cross-section, AWG, min. AWG 26

Wire cross-section, AWG, max. AWG 12

Reference to approval values  
Specifications are maximum values, details - see approval certificate.

**Packing**

Packaging	Box	VPE length	349 mm
VPE width	140 mm	VPE height	32 mm

**Type tests**

Test: Durability of markings	Standard	DIN EN 61984 section 7.3.2 / 09.02 taking pattern from DIN EN 60068-2-70 / 07.96
	Test	mark of origin, rated voltage, rated cross-section, type of material
	Evaluation	available
	Test	durability
	Evaluation	passed
Test: Misengagement (Non-interchangeability)	Standard	DIN EN 60512-13-5 / 11.06, IEC 60512-13-5 / 02.06
	Test	180° turned with coding elements
	Evaluation	passed
	Test	visual examination
	Evaluation	passed

**BLZP 5.08HC/20/90F SN OR BX****Weidmüller Interface GmbH & Co. KG**

Klingenbergstraße 26

D-32758 Detmold

Germany

www.weidmueller.com

**Technical data**

Test: Clampable cross section	Standard	DIN EN 60999-1 section 7 and 9.1 / 12.00, DIN EN 60947-1 section 8.2.4.5.1 / 12.02	
	Conductor type	Type of conductor and solid 0.2 mm <sup>2</sup> conductor cross-section	
		Type of conductor and stranded 0.2 mm <sup>2</sup> conductor cross-section	
		Type of conductor and solid 2.5 mm <sup>2</sup> conductor cross-section	
		Type of conductor and stranded 2.5 mm <sup>2</sup> conductor cross-section	
		Type of conductor and AWG 26/1 conductor cross-section	
		Type of conductor and AWG 26/19 conductor cross-section	
	Evaluation	passed	
Test for damage to and accidental loosening of conductors	Standard	DIN EN 60999-1 section 9.4 / 12.00	
	Requirement	0.2 kg	
	Conductor type	Type of conductor and AWG 26/1 conductor cross-section	
		Type of conductor and AWG 26/19 conductor cross-section	
	Evaluation	passed	
	Requirement	0.3 kg	
	Conductor type	Type of conductor and solid 0.5 mm <sup>2</sup> conductor cross-section	
		Type of conductor and stranded 0.5 mm <sup>2</sup> conductor cross-section	
	Evaluation	passed	
	Requirement	0.9 kg	
	Conductor type	Type of conductor and AWG 12/1 conductor cross-section	
		Type of conductor and AWG 12/19 conductor cross-section	
	Evaluation	passed	

**BLZP 5.08HC/20/90F SN OR BX****Weidmüller Interface GmbH & Co. KG**

Klingenbergstraße 26

D-32758 Detmold

Germany

www.weidmueller.com

**Technical data**

Pull-out test	Standard	DIN EN 60999-1 section 9.5 / 12.00
	Requirement	≥10 N
	Conductor type	Type of conductor and AWG 26/1 conductor cross-section
		Type of conductor and AWG 26/19 conductor cross-section
	Evaluation	passed
	Requirement	≥20 N
	Conductor type	Type of conductor and H05V-U0.5 conductor cross-section
		Type of conductor and H05V-K0.5 conductor cross-section
	Evaluation	passed
	Requirement	≥60 N
	Conductor type	Type of conductor and H07V-U4.0 conductor cross-section
		Type of conductor and H07V-K4.0 conductor cross-section
		Type of conductor and AWG 12/1 conductor cross-section
		Type of conductor and AWG 12/19 conductor cross-section
	Evaluation	passed

**Classifications**

ETIM 6.0	EC002638	ETIM 7.0	EC002638
ETIM 8.0	EC002638	ETIM 9.0	EC002638
ECLASS 9.0	27-44-03-09	ECLASS 9.1	27-44-03-09
ECLASS 10.0	27-44-03-09	ECLASS 11.0	27-46-02-02
ECLASS 12.0	27-46-02-02	ECLASS 13.0	27-46-02-02
ECLASS 14.0	27-46-02-02		

**Environmental Product Compliance**

RoHS Compliance Status	Compliant without exemption
REACH SVHC	No SVHC above 0.1 wt%

## BLZP 5.08HC/20/90F SN OR BX

Weidmüller Interface GmbH &amp; Co. KG

Klingenbergstraße 26

D-32758 Detmold

Germany

www.weidmueller.com

## Technical data

## Important note

IPC conformity	Conformity: The products are developed, manufactured and delivered according international recognized standards and norms and comply with the assured properties in the data sheet resp. fulfill decorative properties in accordance with IPC-A-610 "Class 2". Further claims on the products can be evaluated on request.
Notes	<ul style="list-style-type: none"> <li>• Additional variants on request</li> <li>• Gold-plated contact surfaces on request</li> <li>• Rated current related to rated cross-section &amp; min. No. of poles.</li> <li>• Wire end ferrule without plastic collar to DIN 46228/1</li> <li>• Wire end ferrule with plastic collar to DIN 46228/4</li> <li>• P on drawing = pitch</li> <li>• Rated data refer only to the component itself. Clearance and creepage distances to other components are to be designed in accordance with the relevant application standards.</li> <li>• In accordance with IEC 61984, OMNIMATE-connectors are connectors without breaking capacity (COC). During designated use, connectors are not allowed to be engaged or disengaged when live or under load</li> <li>• Long term storage of the product with average temperature of 50 °C and maximum humidity 70%, 36 months</li> </ul>

## Approvals

Approvals



ROHS	Conform
UL File Number Search	UL Website
Certificate No. (cURus)	E60693

## Downloads

Approval/Certificate/Document of Conformity	<a href="#">Declaration of the Manufacturer</a>
Engineering Data	<a href="#">CAD data – STEP</a>
Product Change Notification	<a href="#">20220106 BLT and BLZP in pitch 5.0x – Addition of a screw locking</a> <a href="#">20220106 BLT und BLZP im Raster 5.0x – Ergänzung einer Schraubensicherung</a>
Catalogues	<a href="#">Catalogues in PDF-format</a>
Brochures	<a href="#">FL DRIVES EN</a> <a href="#">MB DEVICE MANUF. EN</a> <a href="#">FL DRIVES DE</a> <a href="#">FL BUILDING SAFETY EN</a> <a href="#">FL APPL LED LIGHTING EN</a> <a href="#">FL INDUSTR.CONTROLS EN</a> <a href="#">FL MACHINE SAFETY EN</a> <a href="#">FL HEATING ELECTR EN</a> <a href="#">FL APPL INVERTER EN</a> <a href="#">FL BASE STATION EN</a> <a href="#">FL ELEVATOR EN</a> <a href="#">FL POWER SUPPLY EN</a> <a href="#">FL 72H SAMPLE SER EN</a> <a href="#">PO OMNIMATE EN</a> <a href="#">PO OMNIMATE EN</a>


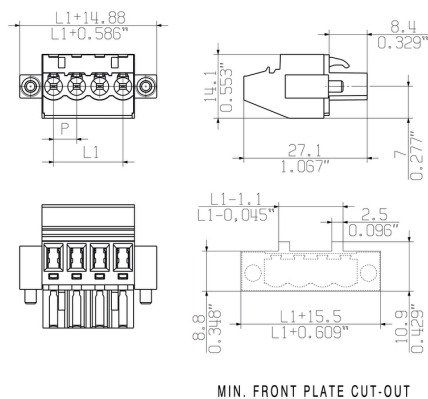
Creation date November 6, 2024 6:11:42 AM CET

Catalogue status 26.10.2024 / We reserve the right to make technical changes.

**BLZP 5.08HC/20/90F SN OR BX**

**Weidmüller Interface GmbH & Co. KG**  
Klingenbergstraße 26  
D-32758 Detmold  
Germany

[www.weidmueller.com](http://www.weidmueller.com)

**Drawings****Product image****Dimensional drawing**



## BLZP 5.08HC/20/90F SN OR BX

Weidmüller Interface GmbH &amp; Co. KG

Klingenbergstraße 26

D-32758 Detmold

Germany

www.weidmueller.com

## Accessories

## Slotted screwdriver



VDE insulated slot-head screwdriver, SDI DIN 7437, ISO 2380/2, drive output acc. to DIN 5264, ISO 2380/1. SoftFinish grip

## General ordering data

Type	SDIS 0.6X3.5X100	Version
Order No.	<a href="#">9008390000</a>	Screwdriver, Screwdriver
GTIN (EAN)	4032248056354	
Qty.	1 pc(s).	

## Coding elements



**Only connects what is supposed to be connected: the right connection at the right place.**

Coding elements and locking devices clearly assign connecting elements during the manufacturing process and operation

The coding elements and locking devices are inserted prior to assembly or during the cable assembly phase. The Weidmüller alternative: configure online using the variant configurator to precode prior to delivery.

Incorrect assembly on the circuit board and incorrect plugging of connecting elements is no longer possible. The advantage: no troubleshooting during manufacture and no operational errors by the user.

## General ordering data

Type	BLZ/SL KO OR BX	Version	Product data	Packaging
Order No.	<a href="#">1573010000</a>	PCB plug-in connector, Accessories, Coding element, orange, Number		Box
GTIN (EAN)	4008190048396	of poles: 1		
Qty.	100 pc(s).			
Type	BLZ/SL KO BK BX	Version	Product data	Packaging
Order No.	<a href="#">1545710000</a>	PCB plug-in connector, Accessories, Coding element, black, Number		Box
GTIN (EAN)	4008190087142	of poles: 1		
Qty.	50 pc(s).			

**BLZP 5.08HC/20/90F SN OR BX**

**Weidmüller Interface GmbH & Co. KG**  
Klingenbergstraße 26  
D-32758 Detmold  
Germany

[www.weidmueller.com](http://www.weidmueller.com)

**Accessories****Crosshead screwdriver Phillips**

Crosshead screwdriver, Phillips, SDK PH DIN 5262, ISO 8764/2-PH, output to ISO 8764-PH, ChromTop tip, SoftFinish grip

**General ordering data**

Type	SDK PH1	Version
Order No.	<a href="#">9008480000</a>	Screwdriver, Screwdriver
GTIN (EAN)	4032248056477	
Qty.	1 pc(s).	

**Slotted screwdriver**

Slotted screwdriver with rounded blade SD DIN 5265, ISO 2380/2, output to DIN 5264, ISO 2380/1. ChromTop tip, SoftFinish grip

**General ordering data**

Type	SDS 0.6X3.5X100	Version
Order No.	<a href="#">9008330000</a>	Screwdriver, Screwdriver
GTIN (EAN)	4032248056286	
Qty.	1 pc(s).	

**BLZP 5.08HC/20/90F SN OR BX****Weidmüller Interface GmbH & Co. KG**

Klingenbergstraße 26

D-32758 Detmold

Germany

[www.weidmueller.com](http://www.weidmueller.com)**Accessories****Crosshead screwdriver Pozidriv**

Crosshead screwdriver, Pozidriv, SDK PZ DIN 5262, ISO 8764/2-PZ, output to ISO 8764/1-PZ, ChromTop tip, SoftFinish grip

**General ordering data**

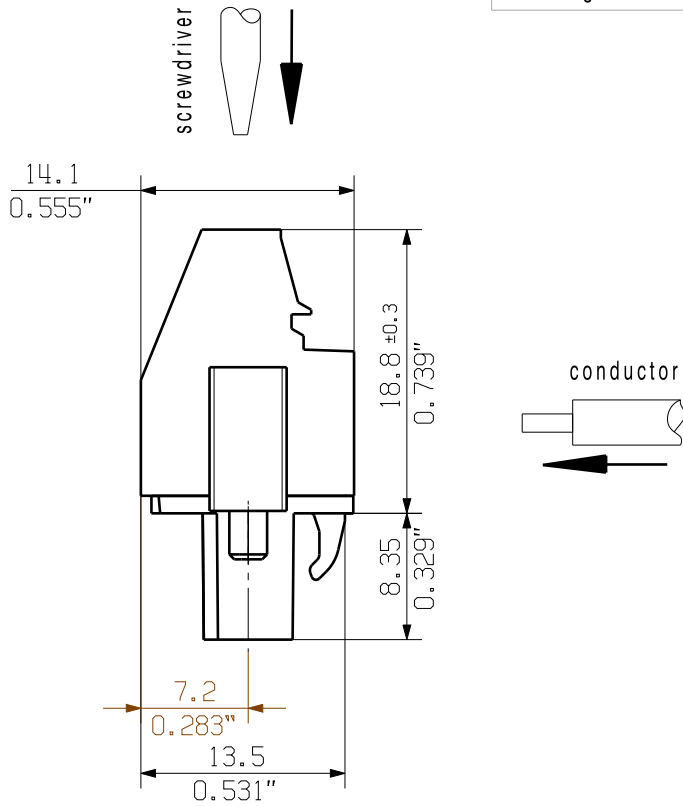
Type	SDK PZ1	Version
Order No.	<a href="#">9008530000</a>	Screwdriver, Screwdriver
GTIN (EAN)	4032248056521	
Qty.	1 pc(s).	

Dimensions without tolerances are no check dimensions

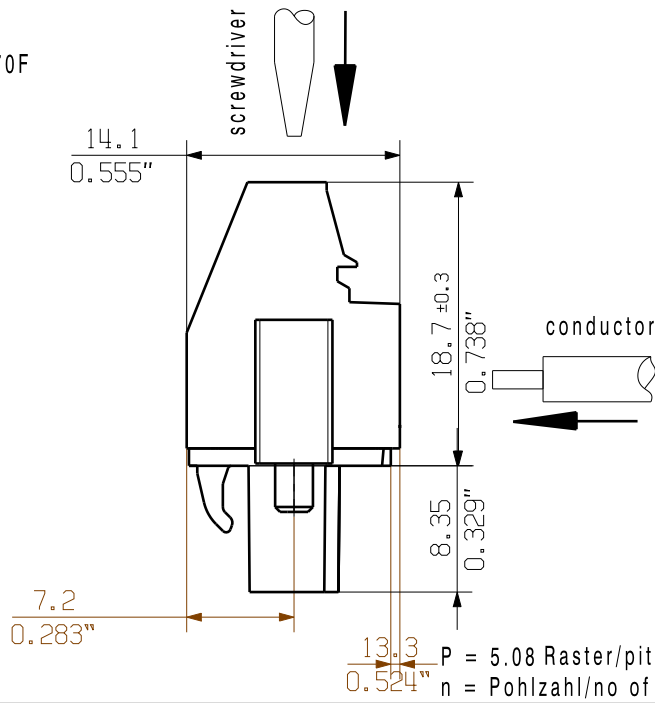
The English version is binding



shown:  
BLZP 5.08HC/04/90F



shown:  
BLZP 5.08HC/04/270F



P = 5.08 Raster/pitch  
n = Polzahl/no of poles

24	116,84	4,60
23	111,76	4,40
22	106,68	4,20
21	101,60	4,00
20	96,52	3,80
19	91,44	3,60
18	86,36	3,40
17	81,28	3,20
16	76,20	3,00
15	71,12	2,80
14	66,04	2,60
13	60,96	2,40
12	55,88	2,20
11	50,80	2,00
10	45,72	1,80
9	40,64	1,60
8	35,56	1,40
7	30,48	1,20
6	25,40	1,00
5	20,32	0,80
4	15,24	0,60
3	10,16	0,40
2	5,08	0,20
n	L1 [mm]	L1 [inch]

For the mounting of PCBs, it should be noted that the rated data given in the catalogue relates only to the connection elements. The necessary creepage and clearance paths must be observed in connection with the respective applicant in accordance to VDE 0110. The current-carrying capacity and pitch tolerance is to be determined according to DIN IEC 326 part 3 very fine.

Weidmueller connectors are tested to the DIN VDE 0627 standard, and are valid for its field of application. Provided that the connectors are used to the intended purpose, all requirements with respect to the occurring of electrical, mechanical, thermic and corrosive stress will be satisfied.

General tolerance:  
DIN ISO 2768-mK



89239/5  
01.08.16 HELIS\_MA 02  
Modification

**Weidmüller**

Cat.no.:  
**3 39786** 12  
Drawing no. Issue no.  
Sheet 02 of 03 sheets



Scale: 2:1

Supersedes: .

Drawn	Date	Name
Responsible	10.06.2013	HERTEL_S
Checked	08.08.2016	HELIS_MA
Approved		LANG_T

**BLZP 5.08HC/.../.../... ..**  
BUCHSENLEISTE  
SOCKET BLOCK

Product file: BLZP 5.08HC

7159