

SAIL-M8GM8GR-3-5.0V**Weidmüller Interface GmbH & Co. KG**

Klingenbergstraße 26

D-32758 Detmold

Germany

www.weidmueller.com



Sensor/actuator cables are used for wiring sensors and actuators and for transmitting data or power in various applications. The moulded cable offers connected and tested connection of the plug-in connector to the cable ex-works. The cables may be exposed to a wide range of conditions, such as humidity, dust, heat, cold, shock or vibration.

Our developers have focused specifically on this issue and designed a host of different M8 and M12 sensor-actuator cables so you are bound to find the solution you need for your application.

Is there something you have not managed to find or you feel needs explanation? Talk to us!

General ordering data

Version	Sensor/actuator line, Connecting line, M8 / M8, Number of poles : 3, 5 m, pin, straight - socket, straight, Shielded: No, LED: No, Sheath material: PVC, Halogen: Yes
Order No.	1948650500
Type	SAIL-M8GM8GR-3-5.0V
GTIN (EAN)	4032248625734
Qty.	1 pc(s).

SAIL-M8GM8GR-3-5.0V**Weidmüller Interface GmbH & Co. KG**

Klingenbergstraße 26

D-32758 Detmold

Germany

www.weidmueller.com

Technical data**Dimensions and weights**

Net weight	151 g
------------	-------

Technical specifications for cable

Cable length	5 m	Colour coding	brown, blue, black
Configurable cable length	No	Core cross-section	0.25 mm ²
Halogen	Yes	Insulation	PVC
Irradiation crosslinked	No	Number of poles	3
Outer cladding in accordance with UL AWM style	2464 (80 °C / 300 V)	Outside diameter	4.5 mm ± 0.2 mm
Resistant to welding beads	No	Sheath material	PVC
Sheathing colour	black	Shielded	No
Suitable for cable carriers	No	Temperature range, moving	-5...80 °C
Temperature range, stationary	-30...80 °C	Torsion resistance	0 °/m
Welding spark resistance	No		

General technical data

Coding	A-coded	Connection thread	M8 / M8
Contact surface	Gold-plated	Housing main material	PUR
Insulation strength	10 ⁸ Ω	LED	No
Plugging cycles	≥ 100	Pollution severity	3
Protection degree	IP65, when screwed in	Rated current	4 A
Rated voltage	60 V	Temperature range of housing	-25...+85 °C
Threaded ring material	Brass, nickel-plated	Tightening torque	M8: 0.5 - 0.6 Nm
Version	pin, straight - socket, straight	jumpered	No

Electrical properties

Insulation strength	10 ⁸ Ω	Rated voltage	60 V
---------------------	-------------------	---------------	------

General standards

Certificate no. (cULus)	E307231	Connector standard	IEC 61076-2-104
-------------------------	---------	--------------------	-----------------

Standards

Connector standard	IEC 61076-2-104
--------------------	-----------------

Plug, left

Plug left	M8, IP69, male contact, straight, Plastic, unshielded
-----------	---

Plug, right

Plug right	M8, IP69, female contact, straight, Plastic, unshielded
------------	---

SAIL-M8GM8GR-3-5.0V**Weidmüller Interface GmbH & Co. KG**

Klingenbergstraße 26

D-32758 Detmold

Germany

www.weidmueller.com**Technical data****Classifications**

ETIM 6.0	EC001855	ETIM 7.0	EC001855
ETIM 8.0	EC001855	ETIM 9.0	EC001855
ECLASS 9.0	27-06-03-11	ECLASS 9.1	27-06-03-11
ECLASS 10.0	27-06-03-11	ECLASS 11.0	27-06-03-11
ECLASS 12.0	27-06-03-11	ECLASS 13.0	27-06-03-11

Environmental Product Compliance

REACH SVHC	Lead 7439-92-1
SCIP	1c533b66-fcff-4da5-b89f-fd55fbf5cb55

Approvals

Approvals



ROHS	Conform
UL File Number Search	UL Website
Certificate no. (cULus)	E307231

Downloads

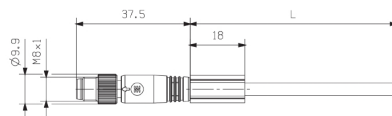
Catalogues	Catalogues in PDF-format
Brochures	FL FIELDWIRING EN

SAIL-M8GM8GR-3-5.0V
Weidmüller Interface GmbH & Co. KG

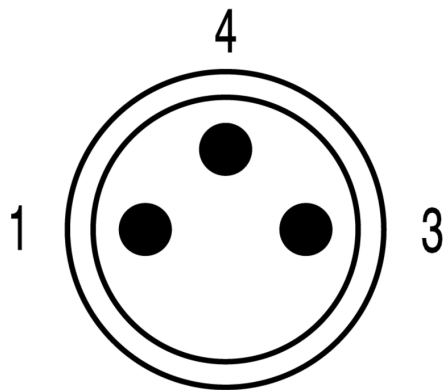
Klingenbergstraße 26

D-32758 Detmold

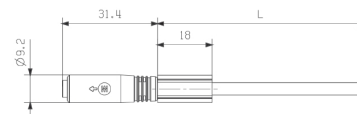
Germany

www.weidmueller.com
Drawings
Dimensioned drawing


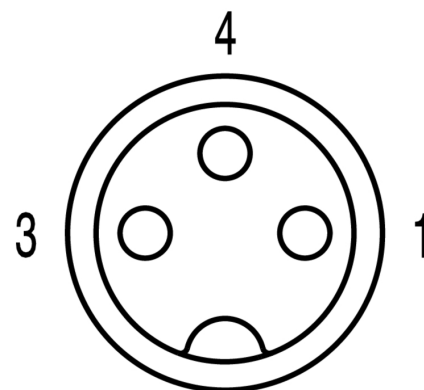
Male, straight

Pole scheme


Male

Dimensioned drawing


Straight socket

Pole scheme


Socket

Wiring diagram
