

SAIL-M8GM8GR-4-10U**Weidmüller Interface GmbH & Co. KG**

Klingenbergstraße 26

D-32758 Detmold

Germany

www.weidmueller.com

Sensor/actuator cables are used for wiring sensors and actuators and for transmitting data or power in various applications. The moulded cable offers connected and tested connection of the plug-in connector to the cable ex-works. The cables may be exposed to a wide range of conditions, such as humidity, dust, heat, cold, shock or vibration.

Our developers have focused specifically on this issue and designed a host of different M8 and M12 sensor-actuator cables so you are bound to find the solution you need for your application.

Is there something you have not managed to find or you feel needs explanation? Talk to us!

General ordering data

Version	Sensor/actuator line, Connecting line, M8 / M8, Number of poles : 4, 10 m, pin, straight - socket, straight, Shielded: No, LED: No, Sheath material: PUR, Halogen: No
Order No.	1948501000
Type	SAIL-M8GM8GR-4-10U
GTIN (EAN)	4032248625116
Qty.	1 pc(s).

SAIL-M8GM8GR-4-10U**Weidmüller Interface GmbH & Co. KG**

Klingenbergstraße 26

D-32758 Detmold

Germany

www.weidmueller.com

Technical data**Dimensions and weights**

Net weight	276 g
------------	-------

Technical specifications for cable

Acceleration	5 m/s ²	Bending cycles	12 Mio
Bending cycles at torsion	> 5 Mio.	Bending radius, min., moving	10 x cable diameter
Bending radius, min., stationary	5 x cable diameter	Cable length	10 m
Colour coding	brown, white, blue, black	Configurable cable length	No
Core cross-section	0.25 mm ²	Core in accordance with UL AWM style	10493 (80 °C / 300 V)
Halogen	No	Hydrolysis and microbe resistant	Yes
Insulation	PP	Irradiation crosslinked	No
LABS-free	Yes	Length of torsion	1 m
Number of poles	4	Outer cladding in accordance with UL AWM style	20549 (80 °C / 300 V)
Outside diameter	4.4 mm ± 0.2 mm	Resistance to oils	in accordance with IEC 60811:404
Resistance to spread of flame	In accordance with UL1581 UL / CUL FT2, in accordance with IEC 60332-2-2	Resistant to welding beads	No
Sheath material	PUR	Sheathing colour	black
Shielded	No	Speed	5 m/s
Suitable for cable carriers	Yes	Temperature range, moving	-25...80 °C
Temperature range, stationary	-40...80 °C	Torsion resistance	360 °/m
Welding spark resistance	No		

General technical data

Coding	A-coded	Connection thread	M8 / M8
Contact surface	Gold-plated	Housing main material	PUR
Insulation strength	10 ⁸ Ω	LED	No
Plugging cycles	≥ 100	Pollution severity	3
Protection degree	IP65 (in plugged condition), IP69	Rated current	4 A
Rated voltage	30 V	Temperature range of housing	-25...+85 °C
Threaded ring material	Brass, nickel-plated, PUR	Tightening torque	M8: 0.5 - 0.6 Nm
Version	pin, straight - socket, straight	jumpered	No

Electrical properties

Insulation strength	10 ⁸ Ω	Rated voltage	30 V
---------------------	-------------------	---------------	------

General standards

Certificate no. (cULus)	E307231	Connector standard	IEC 61076-2-104
-------------------------	---------	--------------------	-----------------

Standards

Connector standard	IEC 61076-2-104
--------------------	-----------------

SAIL-M8GM8GR-4-10U

Weidmüller Interface GmbH & Co. KG

Klingenbergstraße 26

D-32758 Detmold

Germany

www.weidmueller.com

Technical data

Plug, left

Plug left	M8, IP69, male contact, straight, Plastic, unshielded
-----------	---

Plug, right

Plug right	M8, IP69, female contact, straight, Plastic, unshielded
------------	---

Classifications

ETIM 6.0	EC001855	ETIM 7.0	EC001855
ETIM 8.0	EC001855	ETIM 9.0	EC001855
ECLASS 9.0	27-06-03-11	ECLASS 9.1	27-06-03-11
ECLASS 10.0	27-06-03-11	ECLASS 11.0	27-06-03-11
ECLASS 12.0	27-06-03-11	ECLASS 13.0	27-06-03-11

Environmental Product Compliance

REACH SVHC	Lead 7439-92-1
SCIP	1c533b66-fcff-4da5-b89f-fd55fbf5cb55

Approvals

Approvals



ROHS	Conform
UL File Number Search	UL Website
Certificate no. (cULus)	E307231

Downloads

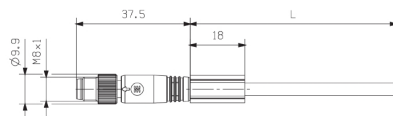
Catalogues	Catalogues in PDF-format
Brochures	FL FIELDWIRING EN

SAIL-M8GM8GR-4-10U
Weidmüller Interface GmbH & Co. KG

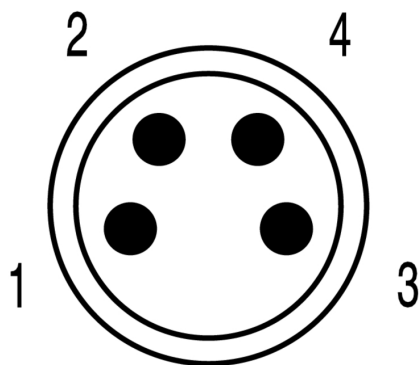
Klingenbergstraße 26

D-32758 Detmold

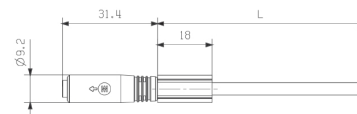
Germany

www.weidmueller.com
Drawings
Dimensioned drawing


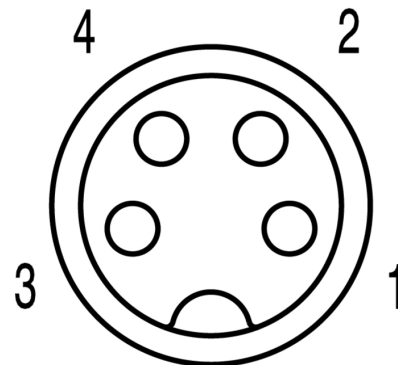
Male, straight

Pole scheme


Male

Dimensioned drawing


Straight socket

Pole scheme


Socket

Wiring diagram
