


WGK 95/Z GN/YE BX**Weidmüller Interface GmbH & Co. KG**

Klingenbergstraße 26

D-32758 Detmold

Germany

www.weidmueller.com

Product image

Similar to illustration

The WGK finger-proof-insulated enclosures are especially suitable as industrial electronic enclosures for frequency converters, power supplies or filter components which offer a convenient and reliable form of connection internally and externally. To match the wire guides to the installation requirements in the best possible way, Weidmüller offers two versions with horizontal (WGK) and vertical (WGKV) outlet directions.

General ordering data

Version	OMNIMATE Power - series WGK, Feed-through terminal, Rated cross-section: 95 mm², Screw connection, Wemid (PA), Green/yellow, Direct mounting, Feed-through (bushing)
Order No.	1937390000
Type	WGK 95/Z GN/YE BX
GTIN (EAN)	4032248664719
Qty.	10 pc(s).
Product data	IEC: 1000 V / 232 A UL: 600 V / 255 A / AWG 4 - kcmil 250
Packaging	Box

Creation date June 4, 2024 10:19:37 AM CEST

Catalogue status 01.06.2024 / We reserve the right to make technical changes.

WGK 95/Z GN/YE BX

Weidmüller Interface GmbH & Co. KG

Klingenbergstraße 26

D-32758 Detmold

Germany

www.weidmueller.com

Technical data

Dimensions and weights

Height	74 mm	Height (inches)	2.913 inch
Height of lowest version	74 mm	Width	25 mm
Width (inches)	0.984 inch	Length	95 mm
Length (inches)	3.74 inch	Net weight	246.4 g

System parameters

Product family	OMNIMATE Power - series WGK	Wire connection method	Screw connection
Conductor outlet direction	180°	Number of poles	1
Fitted by customer	Yes	Tightening torque, min.	15 Nm
Tightening torque, max.	20 Nm	Clamping screw	M8/Hexagon
Stripping length	27 mm	Touch-safe protection acc. to DIN VDE 0470	IP 20
Protection degree	IP20		

Material data

Insulating material	Wemid (PA)	Colour	Green/yellow
Colour chart (similar)	Not specified	UL 94 flammability rating	V-0
Contact material	Cu-alloy	Contact surface	tinned
Storage temperature, min.	-40 °C	Storage temperature, max.	70 °C
Operating temperature, min.	-50 °C	Operating temperature, max.	120 °C
Temperature range, installation, min.	-25 °C	Temperature range, installation, max.	120 °C

Conductors suitable for connection

Clamping range, min.	35 mm ²	Clamping range, max.	95 mm ²
Wire connection cross section AWG, min.	AWG 4	Wire connection cross section AWG, max.	kcmil 250
Stranded, min. H07V-R	35 mm ²	Stranded, max. H07V-R	95 mm ²
Flexible, min. H05(07) V-K	35 mm ²	Flexible, max. H05(07) V-K	95 mm ²
w. wire end ferrule, DIN 46228 pt 1, min.	35 mm ²	w. wire end ferrule, DIN 46228 pt 1, max.	95 mm ²
Reference text	Length of ferrules is to be chosen depending on the product and the rated voltage. The outside diameter of the plastic collar should not be larger than the pitch (P)		

Rated data acc. to IEC

tested acc. to standard	IEC 60664-1	Rated current, min. number of poles (Tu=20°C)	232 A
Rated current, max. number of poles (Tu=20°C)	232 A	Rated voltage for surge voltage class / pollution degree III/3	1,000 V
Rated impulse voltage for surge voltage class/ contamination degree III/3	8 kV		

WGK 95/Z GN/YE BX

Weidmüller Interface GmbH & Co. KG

Klingenbergstraße 26

D-32758 Detmold

Germany

www.weidmueller.com

Technical data

Rated data acc. to CSA

Institute (CSA)



Certificate No. (CSA)

200039-1830694

Rated voltage (Use group B / CSA)	600 V
Rated current (Use group B / CSA)	255 A
Wire cross-section, AWG, min.	AWG 4
Reference to approval values	Specifications are maximum values, details - see approval certificate.

Rated voltage (Use group C / CSA)	600 V
Rated current (Use group C / CSA)	255 A
Wire cross-section, AWG, max.	kcmil 250

Rated data acc. to UL 1059

Institute (cURus)



Certificate No. (cURus)

E60693

Rated voltage (Use group B / UL 1059)	600 V
Rated current (Use group B / UL 1059)	255 A
Wire cross-section, AWG, min.	AWG 4
Reference to approval values	Specifications are maximum values, details - see approval certificate.

Rated voltage (Use group C / UL 1059)	600 V
Rated current (Use group C / UL 1059)	255 A
Wire cross-section, AWG, max.	kcmil 250

Packing

Packaging	Box	VPE length	267 mm
VPE width	119 mm	VPE height	98 mm

Classifications

ETIM 6.0	EC001283	ETIM 7.0	EC001283
ETIM 8.0	EC001283	ETIM 9.0	EC001283
ECLASS 9.0	27-14-11-34	ECLASS 9.1	27-14-11-34
ECLASS 10.0	27-14-11-34	ECLASS 11.0	27-14-11-34
ECLASS 12.0	27-14-11-34	ECLASS 13.0	27-14-11-34

WGK 95/Z GN/YE BX

Weidmüller Interface GmbH & Co. KG

Klingenbergstraße 26

D-32758 Detmold

Germany

www.weidmueller.com

Technical data

Important note

Notes

- Clearance and creepage distances to other components must be devised in accordance with the relevant application standard. This can be achieved in the device by full encapsulation or by the use of additional spacer plates.
- Rated data refer only to the component itself. Clearance and creepage distances to other components are to be designed in accordance with the relevant application standards.
- Colours: SW = black; GN/YL = green/yellow; GY = grey
- Additional variants on request
- WGK: Rated voltage plastic walls: 1–6 mm = 1000 V; metal walls: < 1 mm = 1000 V; metal walls: 1–3.5 mm = 800 V; metal walls: 3.5–5.5 mm = 690 V
- Wire-end ferrules are mandatory for stranded wires with more than 19 strands.
- Long term storage of the product with average temperature of 50 °C and maximum humidity 70%, 36 months

Approvals

Approvals



ROHS	Conform
UL File Number Search	UL Website
Certificate No. (cURus)	E60693

Downloads

Approval/Certificate/Document of Conformity	Declaration of the Manufacturer
Engineering Data	CAD data – STEP
Catalogues	Catalogues in PDF-format
Brochures	FL DRIVES EN MB DEVICE MANUF. EN FL DRIVES DE FL BASE STATION EN FL ELEVATOR EN FL POWER SUPPLY EN FL 72H SAMPLE SER EN PO OMNIMATE EN PO OMNIMATE EN

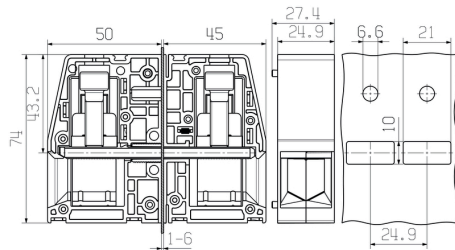
WGK 95/Z GN/YE BX

Weidmüller Interface GmbH & Co. KG
Klingenbergstraße 26
D-32758 Detmold
Germany

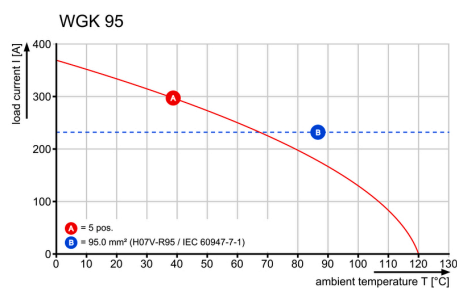
www.weidmueller.com

Drawings

Dimensional drawing



Graph



WGK 95/Z GN/YE BX

Weidmüller Interface GmbH & Co. KG

Klingenbergstraße 26

D-32758 Detmold

Germany

www.weidmueller.com

Accessories

Blank



The Dekafix (DEK) marker is the universal marker for all conductor and plug-in connectors as well as for electronic sub-assemblies. The system is ideal for short number sequences and covers a wide range of ready-printed markers.

Strips for fast installation in only one work step. The printing is easy to read, rich in contrast and available in various widths.

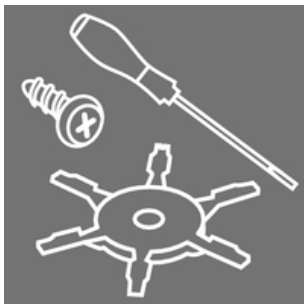
- Large range of ready-to-use markers
- Strips for fast installation
- Terminal markers, suitable for all Weidmüller cable connectors
- Available as blank MultiCard or with standard printing

For custom printing: Please send us a file of our labeling software M-Print PRO or M-Print PRO Online (without installation) for your labeling specifications.

General ordering data

Type	DEK 5/5 MC NE WS	Version
Order No.	1609801044	Dekafix, Terminal marker, 5 x 5 mm, Pitch in mm (P): 5.00
GTIN (EAN)	4008190397111	Weidmueller, white
Qty.	1,000 pc(s).	

Accessories



Integrate, expand and customise: the perfect supplement to every application.

Universal system accessories enable easy adaptation of the interfaces to fulfil specific requirements for the relevant application.

General ordering data

Type	DP WGK 95 BK BX	Version	Product data
Order No.	1250620000	OMNIMATE Power - series WGK, Feed-through terminal	UL:
GTIN (EAN)	4050118041811		
Qty.	10 pc(s).		

Type	DP WGK 95 GY BX	Version	Product data
Order No.	1937020000	OMNIMATE Power - series WGK, Feed-through terminal	UL:
GTIN (EAN)	4032248664801		
Qty.	10 pc(s).		

WGK 95/Z GN/YE BX

Weidmüller Interface GmbH & Co. KG

Klingenbergstraße 26

D-32758 Detmold

Germany

www.weidmueller.com

Accessories

Blank



The Dekafix (DEK) marker is the universal marker for all conductor and plug-in connectors as well as for electronic sub-assemblies. The system is ideal for short number sequences and covers a wide range of ready-printed markers.

Strips for fast installation in only one work step. The printing is easy to read, rich in contrast and available in various widths.

- Large range of ready-to-use markers
- Strips for fast installation
- Terminal markers, suitable for all Weidmüller cable connectors
- Available as blank MultiCard or with standard printing

For custom printing: Please send us a file of our labeling software M-Print PRO or M-Print PRO Online (without installation) for your labeling specifications.

General ordering data

Type	DEK 5/6 MC NE WS	Version
Order No.	1609820000	Dekafix, Terminal marker, 5 x 6 mm, Pitch in mm (P): 6.00
GTIN (EAN)	4008190203436	Weidmueller, white
Qty.	1,000 pc(s).	

Socket wrench sets



Allen key made from fully hardened, high-alloy chromium-vanadium- steel, acc. to DIN ISO 2936 L (DIN 911), high-quality refined surface.

General ordering data

Type	SK WSD-S 1,5-10,0	Version
Order No.	9008850000	Mounting tool
GTIN (EAN)	4032248266609	
Qty.	1 pc(s).	

WGK 95/Z GN/YE BX**Weidmüller Interface GmbH & Co. KG**

Klingenbergstraße 26

D-32758 Detmold

Germany

www.weidmueller.com**Accessories****Blank**

The Dekafix (DEK) marker is the universal marker for all conductor and plug-in connectors as well as for electronic sub-assemblies. The system is ideal for short number sequences and covers a wide range of ready-printed markers.

Strips for fast installation in only one work step. The printing is easy to read, rich in contrast and available in various widths.

- Large range of ready-to-use markers
- Strips for fast installation
- Terminal markers, suitable for all Weidmüller cable connectors
- Available as blank MultiCard or with standard printing

For custom printing: Please send us a file of our labeling software M-Print PRO or M-Print PRO Online (without installation) for your labeling specifications.

General ordering data

Type	DEK 5/8 MC NE WS	Version
Order No.	1856740000	Dekafix, Terminal marker, 5 x 8 mm, Pitch in mm (P): 8.00
GTIN (EAN)	4032248400850	Weidmueller, white
Qty.	800 pc(s).	