

WGKV 4 GN/YE BX**Weidmüller Interface GmbH & Co. KG**

Klingenbergstraße 26

D-32758 Detmold

Germany

www.weidmueller.com



The WGK finger-proof-insulated enclosures are especially suitable as industrial electronic enclosures for frequency converters, power supplies or filter components which offer a convenient and reliable form of connection internally and externally. To match the wire guides to the installation requirements in the best possible way, Weidmüller offers two versions with horizontal (WGK) and vertical (WGKV) outlet directions.

General ordering data

| | |
|--------------|--|
| Version | OMNIMATE Power - series WGK, Feed-through terminal, Rated cross-section: 4 mm², Screw connection, Wemid (PA), Green/yellow, Feed-through (bushing) |
| Order No. | 1936610000 |
| Type | WGKV 4 GN/YE BX |
| GTIN (EAN) | 4032248635573 |
| Qty. | 50 pc(s). |
| Product data | IEC: 500 V / 32 A / 0.5 - 6 mm² UL: 300 V / 30 A / AWG 30 - AWG 10 |
| Packaging | Box |

Creation date May 23, 2024 7:57:00 AM CEST

WGKV 4 GN/YE BX

Weidmüller Interface GmbH & Co. KG

Klingenbergstraße 26

D-32758 Detmold

Germany

www.weidmueller.com

Technical data

Dimensions and weights

| | | | |
|--------------------------|------------|-----------------|------------|
| Height | 24 mm | Height (inches) | 0.945 inch |
| Height of lowest version | 24 mm | Width | 8.1 mm |
| Width (inches) | 0.319 inch | Length | 40 mm |
| Length (inches) | 1.575 inch | Net weight | 8.72 g |

System parameters

| | | | |
|--|-----------------------------|-------------------------|------------------|
| Product family | OMNIMATE Power - series WGK | Wire connection method | Screw connection |
| Conductor outlet direction | 90°/270° | Number of poles | 1 |
| Fitted by customer | No | Screwdriver blade | 0.6 x 3.5 |
| Tightening torque, min. | 0.6 Nm | Tightening torque, max. | 0.8 Nm |
| Clamping screw | M 3 | Stripping length | 8 mm |
| Touch-safe protection acc. to DIN VDE 0470 | IP 20 | Protection degree | IP20 |

Material data

| | | | |
|---------------------------------------|---------------|---------------------------------------|--------------|
| Insulating material | Wemid (PA) | Colour | Green/yellow |
| Colour chart (similar) | Not specified | UL 94 flammability rating | V-0 |
| Contact material | Cu-alloy | Contact surface | tinned |
| Storage temperature, min. | -40 °C | Storage temperature, max. | 70 °C |
| Operating temperature, min. | -50 °C | Operating temperature, max. | 120 °C |
| Temperature range, installation, min. | -25 °C | Temperature range, installation, max. | 120 °C |

Conductors suitable for connection

| | | | | |
|---|--|------------------------------|------------------------|------|
| Clamping range, min. | 0.5 mm² | | | |
| Clamping range, max. | 6 mm² | | | |
| Wire connection cross section AWG, min. | AWG 30 | | | |
| Wire connection cross section AWG, max. | AWG 10 | | | |
| Solid, min. H05(07) V-U | 0.5 mm² | | | |
| Solid, max. H05(07) V-U | 6 mm² | | | |
| Flexible, min. H05(07) V-K | 0.5 mm² | | | |
| Flexible, max. H05(07) V-K | 4 mm² | | | |
| w. wire end ferrule, DIN 46228 pt 1, min. | 0.5 mm² | | | |
| w. wire end ferrule, DIN 46228 pt 1, max. | 4 mm² | | | |
| Clampable conductor | Cross-section for conductor connection | Type | fine-wired | |
| | | nominal | 1.5 mm² | |
| | wire end ferrule | Stripping length | nominal | 7 mm |
| | | Recommended wire-end ferrule | H1.5/7 | |
| | Cross-section for conductor connection | Type | fine-wired | |
| | | nominal | 2.5 mm² | |
| | wire end ferrule | Stripping length | nominal | 7 mm |
| | | Recommended wire-end ferrule | H2.5/7 | |
| Reference text | Length of ferrules is to be chosen depending on the product and the rated voltage., The outside diameter of the plastic collar should not be larger than the pitch (P) | | | |

WGKV 4 GN/YE BX

Weidmüller Interface GmbH & Co. KG

Klingenbergstraße 26

D-32758 Detmold

Germany


www.weidmueller.com

Technical data


Rated data acc. to IEC

| | | | |
|--|-------------|---|-------|
| tested acc. to standard | IEC 60664-1 | Rated current, min. number of poles (Tu=20°C) | 32 A |
| Rated current, max. number of poles (Tu=20°C) | 32 A | Rated voltage for surge voltage class / pollution degree III/3 | 500 V |
| Rated impulse voltage for surge voltage class/ contamination degree III/3 | 6 kV | | |

Rated data acc. to CSA

| | | | |
|-----------------------------------|---|-----------------------------------|----------------|
| Institute (CSA) |  | Certificate No. (CSA) | 200039-1830694 |
| Rated voltage (Use group B / CSA) | 300 V | Rated voltage (Use group C / CSA) | 300 V |
| Rated voltage (Use group D / CSA) | 300 V | Rated current (Use group B / CSA) | 30 A |
| Rated current (Use group C / CSA) | 30 A | Rated current (Use group D / CSA) | 10 A |
| Wire cross-section, AWG, min. | AWG 30 | Wire cross-section, AWG, max. | AWG 10 |
| Reference to approval values | Specifications are maximum values, details - see approval certificate. | | |

Rated data acc. to UL 1059

| | | | |
|---------------------------------------|---|---------------------------------------|--------|
| Institute (cURus) |  | Certificate No. (cURus) | E60693 |
| Rated voltage (Use group B / UL 1059) | 300 V | Rated voltage (Use group C / UL 1059) | 300 V |
| Rated voltage (Use group D / UL 1059) | 300 V | Rated current (Use group B / UL 1059) | 30 A |
| Rated current (Use group C / UL 1059) | 30 A | Rated current (Use group D / UL 1059) | 10 A |
| Wire cross-section, AWG, min. | AWG 30 | Wire cross-section, AWG, max. | AWG 10 |
| Reference to approval values | Specifications are maximum values, details - see approval certificate. | | |

Packing

| | | | |
|-----------|-------|------------|--------|
| Packaging | Box | VPE length | 155 mm |
| VPE width | 83 mm | VPE height | 86 mm |

Classifications

| | | | |
|-------------|-------------|-------------|-------------|
| ETIM 6.0 | EC001283 | ETIM 7.0 | EC001283 |
| ETIM 8.0 | EC001283 | ETIM 9.0 | EC001283 |
| ECLASS 9.0 | 27-14-11-34 | ECLASS 9.1 | 27-14-11-34 |
| ECLASS 10.0 | 27-14-11-34 | ECLASS 11.0 | 27-14-11-34 |
| ECLASS 12.0 | 27-14-11-34 | ECLASS 13.0 | 27-14-11-34 |

WGKV 4 GN/YE BX

Weidmüller Interface GmbH & Co. KG

Klingenbergstraße 26

D-32758 Detmold

Germany

www.weidmueller.com

Technical data

Important note

Notes

- Clearance and creepage distances to other components must be devised in accordance with the relevant application standard. This can be achieved in the device by full encapsulation or by the use of additional spacer plates.
- Rated data refer only to the component itself. Clearance and creepage distances to other components are to be designed in accordance with the relevant application standards.
- Colours: SW = black; GN/YL = green/yellow; GY = grey
- Additional variants on request
- WGK: Rated voltage plastic walls: 1 - 4 mm = 500 V; metal walls: 1 - 2.5 mm = 400 V; metal walls: 2.5 - 4 mm = 250 V
- WGKV: Rated voltage plastic walls: 1 - 4 mm = 400 V; metal walls: 1 - 2.5 mm = 400 V; metal walls: 2.5 - 4 mm = 250 V
- VWGK: Rated voltage plastic walls: 1 - 4 mm = 500 V; metal walls: 1 - 4 mm = 500 V
- Long term storage of the product with average temperature of 50 °C and maximum humidity 70%, 36 months

Approvals

Approvals



| | |
|-------------------------|------------|
| ROHS | Conform |
| UL File Number Search | UL Website |
| Certificate No. (cULus) | E60693 |

Downloads

Approval/Certificate/Document of Conformity

[Declaration of the Manufacturer](#)

Engineering Data

[CAD data – STEP](#)

Catalogues

[Catalogues in PDF-format](#)

Brochures

[FL DRIVES EN](#)
[MB DEVICE MANUF. EN](#)
[FL DRIVES DE](#)
[FL_BASE_STATION_EN](#)
[FL ELEVATOR EN](#)
[FL POWER SUPPLY EN](#)
[FL 72H SAMPLE SER EN](#)
[PO OMNIMATE EN](#)
[PO OMNIMATE EN](#)

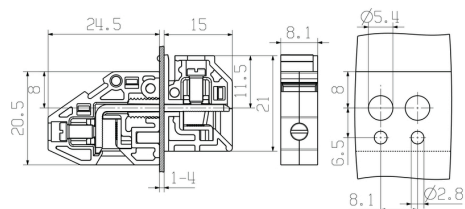
WGKV 4 GN/YE BX

Weidmüller Interface GmbH & Co. KG
Klingenbergstraße 26
D-32758 Detmold
Germany

www.weidmueller.com

Drawings

Dimensional drawing



WGKV 4 GN/YE BX

Weidmüller Interface GmbH & Co. KG

Klingenbergstraße 26

D-32758 Detmold

Germany

www.weidmueller.com

Accessories

Slotted screwdriver



VDE insulated slot-head screwdriver, SDI DIN 7437, ISO 2380/2, drive output acc. to DIN 5264, ISO 2380/1. SoftFinish grip

General ordering data

| | | |
|------------|----------------------------|---|
| Type | SDIS 0.6X3.5X100 | Version |
| Order No. | 2749810000 | Screwdriver, Blade width (B): 3.5 mm, Blade length: 100 mm, Blade |
| GTIN (EAN) | 4050118897012 | thickness (A): 0.6 mm |
| Qty. | 1 pc(s). | |

Blank



The Dekafix (DEK) marker is the universal marker for all conductor and plug-in connectors as well as for electronic sub-assemblies. The system is ideal for short number sequences and covers a wide range of ready-printed markers.

Strips for fast installation in only one work step. The printing is easy to read, rich in contrast and available in various widths.

- Large range of ready-to-use markers
- Strips for fast installation
- Terminal markers, suitable for all Weidmüller cable connectors
- Available as blank MultiCard or with standard printing

For custom printing: Please send us a file of our labeling software M-Print PRO or M-Print PRO Online (without installation) for your labeling specifications.

General ordering data

| | | |
|------------|----------------------------|---|
| Type | DEK 5/5 MC NE WS | Version |
| Order No. | 1609801044 | Dekafix, Terminal marker, 5 x 5 mm, Pitch in mm (P): 5.00 |
| GTIN (EAN) | 4008190397111 | Weidmueller, white |
| Qty. | 1,000 pc(s). | |

WGKV 4 GN/YE BX**Weidmüller Interface GmbH & Co. KG**

Klingenbergstraße 26

D-32758 Detmold

Germany

www.weidmueller.com**Accessories****Blank**

The Dekafix (DEK) marker is the universal marker for all conductor and plug-in connectors as well as for electronic sub-assemblies. The system is ideal for short number sequences and covers a wide range of ready-printed markers.

Strips for fast installation in only one work step. The printing is easy to read, rich in contrast and available in various widths.

- Large range of ready-to-use markers
- Strips for fast installation
- Terminal markers, suitable for all Weidmüller cable connectors
- Available as blank MultiCard or with standard printing

For custom printing: Please send us a file of our labeling software M-Print PRO or M-Print PRO Online (without installation) for your labeling specifications.

General ordering data

| | | |
|------------|----------------------------|---|
| Type | DEK 5/6 MC NE WS | Version |
| Order No. | 1609820000 | Dekafix, Terminal marker, 5 x 6 mm, Pitch in mm (P): 6.00 |
| GTIN (EAN) | 4008190203436 | Weidmueller, white |
| Qty. | 1,000 pc(s). | |

Blank

The Dekafix (DEK) marker is the universal marker for all conductor and plug-in connectors as well as for electronic sub-assemblies. The system is ideal for short number sequences and covers a wide range of ready-printed markers.

Strips for fast installation in only one work step. The printing is easy to read, rich in contrast and available in various widths.

- Large range of ready-to-use markers
- Strips for fast installation
- Terminal markers, suitable for all Weidmüller cable connectors
- Available as blank MultiCard or with standard printing

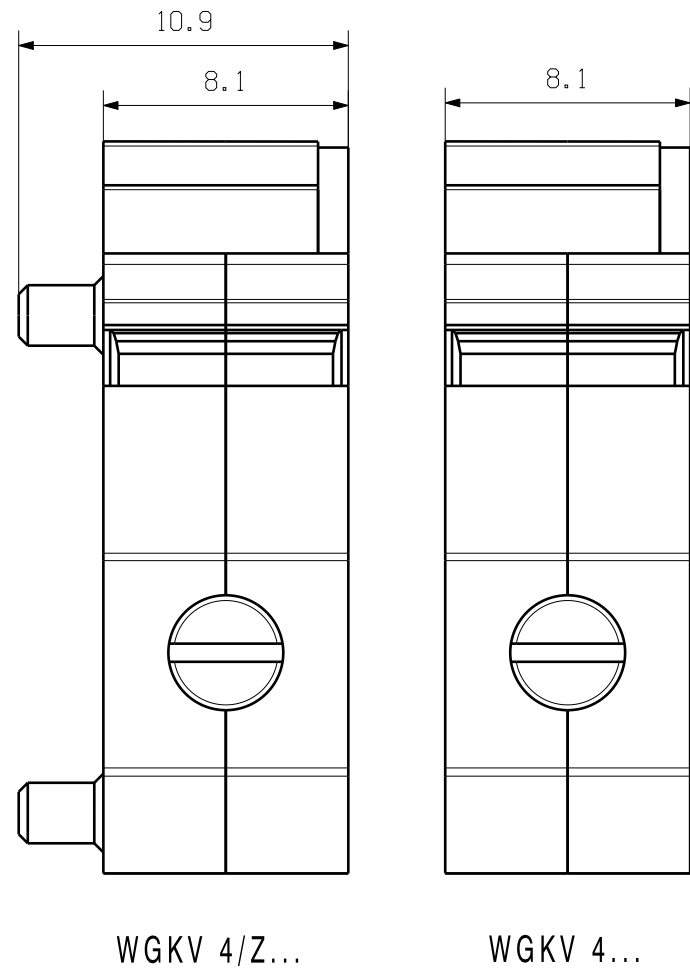
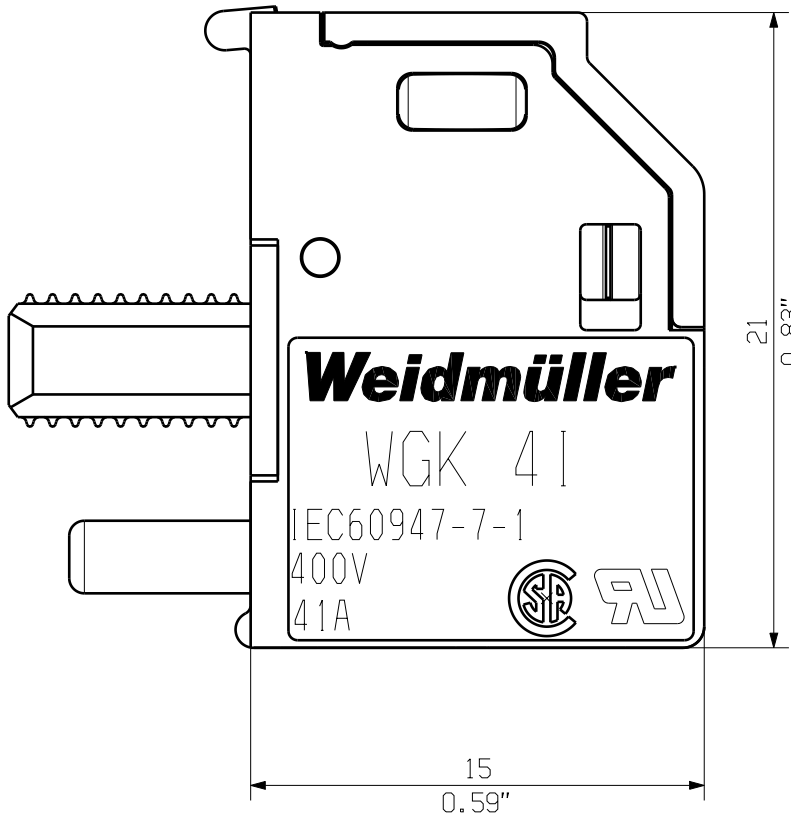
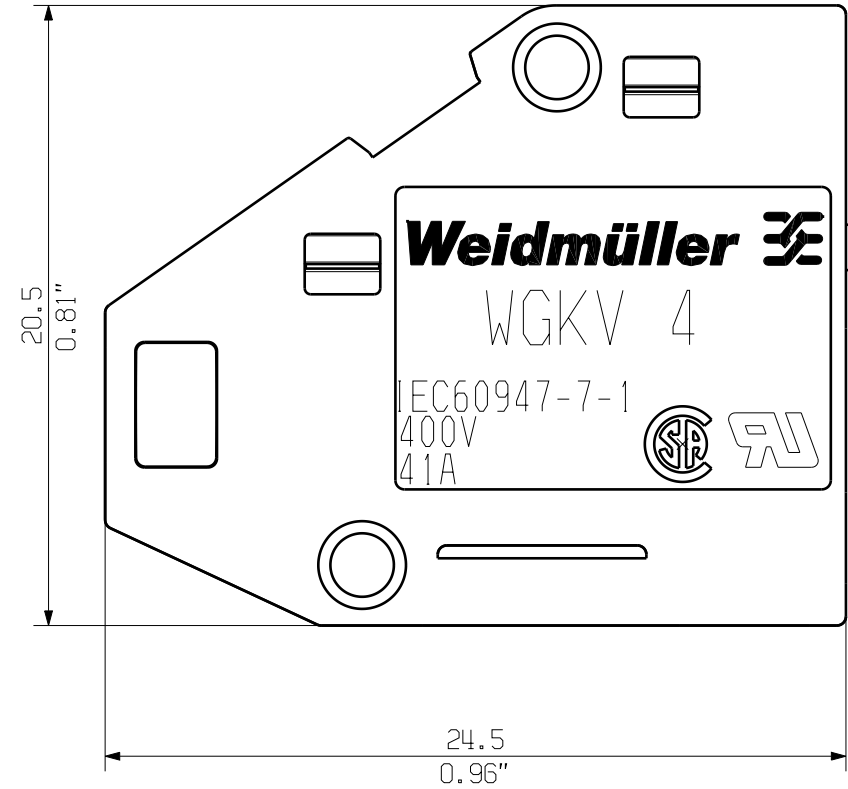
For custom printing: Please send us a file of our labeling software M-Print PRO or M-Print PRO Online (without installation) for your labeling specifications.

General ordering data

| | | |
|------------|----------------------------|---|
| Type | DEK 5/8 MC NE WS | Version |
| Order No. | 1856740000 | Dekafix, Terminal marker, 5 x 8 mm, Pitch in mm (P): 8.00 |
| GTIN (EAN) | 4032248400850 | Weidmueller, white |
| Qty. | 800 pc(s). | |

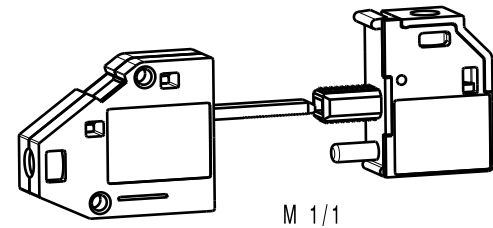
The reproduction, distribution and utilization of this document as well as the communication of its contents to others without explicit authorization is prohibited. Offenders will be held liable for the payment of damages. Weidmueller exclusively reserves the right to file for patents, utility models or designs.





© Weidmueller Interface GmbH & Co. KG



KUNDENZEICHNUNG
CUSTOMER DRAWING

rated data
rated cross-section 4 mm²
rated current 41A
rated voltage 400V



| | | | | | | | |
|---|------------|---|------------|---|------------|--|--|
| GENERAL TOLERANCE: DIN ISO 2768-m | | 91733/5 21.03.17 MA_J | | 01 | Cat.no.: . | | |
|  | Max. nos. | Modification | | Weidmüller  | | | |
| | | | | 3 42873  | | | |
| | | | | Drawing no. Issue no. | | | |
| | | | | Sheet 01 of 01 sheets | | | |
| | |  | | Date | Name | WGKV 4... DURCHGANGS-REIHENKLEMME FEED-THROUGH TERMINAL | |
| | | Drawn | 04.04.2006 | ZHOU_B | | | |
| | | Responsible | | MA_J | | | |
| Checked | 22.03.2017 | ZHOU_N | | | | | |
| Approved | | XU_S | | | | | |
| Scale: 4/1 | | | | Product file: WGKV 4 | | | |
| Supersedes: . | | | | 5250 | | | |