

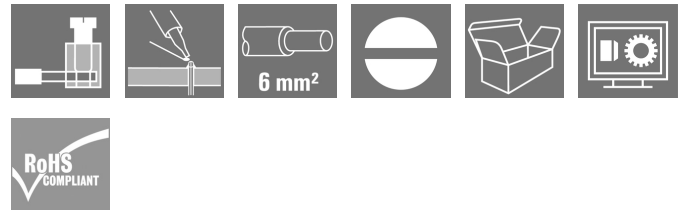
**VWGK 4 GN/YE BX****Weidmüller Interface GmbH & Co. KG**

Klingenbergstraße 26

D-32758 Detmold

Germany

www.weidmueller.com

**Product image**

Similar to illustration

The V versions of the WGK feed-through terminals with an insulated housing and clamping yoke connections on the external side, and a solder connection on the internal side for use in encapsulated devices (e.g. EMC filters).

**General ordering data**

Version	OMNIMATE Power - series WGK, Feed-through terminal, Rated cross-section: 4 mm <sup>2</sup> , Wemid (PA), Green/yellow, Direct mounting, Feed-through (bushing)
Order No.	<a href="#">1936480000</a>
Type	VWGK 4 GN/YE BX
GTIN (EAN)	4032248671243
Qty.	50 pc(s).
Product data	IEC: 500 V / 32 A / 0.5 - 6 mm <sup>2</sup> UL: 300 V / 30 A / AWG 30 - AWG 10
Packaging	Box

Creation date June 2, 2024 6:54:17 PM CEST

Catalogue status 18.05.2024 / We reserve the right to make technical changes.

## VWGK 4 GN/YE BX

**Weidmüller Interface GmbH & Co. KG**

Klingenbergstraße 26

D-32758 Detmold

Germany

[www.weidmueller.com](http://www.weidmueller.com)

## Technical data

### Dimensions and weights

Height	20.5 mm	Height (inches)	0.807 inch
Height of lowest version	20.5 mm	Width	10 mm
Width (inches)	0.394 inch	Length	11.4 mm
Length (inches)	0.449 inch	Net weight	4.04 g

### System parameters

Product family	OMNIMATE Power - series WGK	Wire connection method	Screw / solder connection
Conductor outlet direction	180°	Number of poles	1
Fitted by customer	No	Screwdriver blade	0.6 x 3.5
Tightening torque, min.	0.6 Nm	Tightening torque, max.	0.8 Nm
Clamping screw	M 3	Stripping length	8 mm
Touch-safe protection acc. to DIN VDE 0470	IP 20	Protection degree	IP20

### Material data

Insulating material	Wemid (PA)	Colour	Green/yellow
Colour chart (similar)	Not specified	UL 94 flammability rating	V-0
Contact material	Cu-alloy	Contact surface	tinned
Storage temperature, min.	-40 °C	Storage temperature, max.	70 °C
Operating temperature, min.	-50 °C	Operating temperature, max.	120 °C
Temperature range, installation, min.	-25 °C	Temperature range, installation, max.	120 °C

### Conductors suitable for connection

Clamping range, min.	0.5 mm²				
Clamping range, max.	6 mm²				
Wire connection cross section AWG, min.	AWG 30				
Wire connection cross section AWG, max.	AWG 10				
Solid, min. H05(07) V-U	0.5 mm²				
Solid, max. H05(07) V-U	6 mm²				
Flexible, min. H05(07) V-K	0.5 mm²				
Flexible, max. H05(07) V-K	4 mm²				
w. wire end ferrule, DIN 46228 pt 1, min.	0.5 mm²				
w. wire end ferrule, DIN 46228 pt 1, max.	4 mm²				
Clampable conductor	Cross-section for conductor connection	Type	fine-wired		
		nominal	1.5 mm²		
		Stripping length	nominal	7 mm	
	wire end ferrule	Recommended wire-end ferrule	<a href="#">H1.5/7</a>		
		Cross-section for conductor connection	Type	fine-wired	
			nominal	2.5 mm²	
	Stripping length		nominal	7 mm	
	wire end ferrule	Recommended wire-end ferrule	<a href="#">H2.5/7</a>		
	Reference text	Length of ferrules is to be chosen depending on the product and the rated voltage., The outside diameter of the plastic collar should not be larger than the pitch (P)			

**VWGK 4 GN/YE BX**
**Weidmüller Interface GmbH & Co. KG**

Klingenbergstraße 26

D-32758 Detmold

Germany

[www.weidmueller.com](http://www.weidmueller.com)
**Technical data**
**Rated data acc. to IEC**

tested acc. to standard

IEC 60664-1

 Rated current, min. number of poles  
( $T_u=20^{\circ}\text{C}$ )

32 A

 Rated current, max. number of poles  
( $T_u=20^{\circ}\text{C}$ )

32 A

 Rated voltage for surge voltage class /  
pollution degree III/3

500 V

 Rated impulse voltage for surge voltage  
class/ contamination degree III/3

6 kV

**Rated data acc. to CSA**

Institute (CSA)



Certificate No. (CSA)

200039-1830694

Rated voltage (Use group B / CSA) 300 V

Rated voltage (Use group C / CSA) 300 V

Rated voltage (Use group D / CSA) 300 V

Rated current (Use group B / CSA) 30 A

Rated current (Use group C / CSA) 30 A

Rated current (Use group D / CSA) 10 A

Wire cross-section, AWG, min. AWG 30

Wire cross-section, AWG, max. AWG 10

 Reference to approval values  
Specifications are maximum values, details - see approval certificate.

**Rated data acc. to UL 1059**

Institute (cURus)



Certificate No. (cURus)

E60693

Rated voltage (Use group B / UL 1059) 300 V

Rated voltage (Use group C / UL 1059) 300 V

Rated voltage (Use group D / UL 1059) 300 V

Rated current (Use group B / UL 1059) 30 A

Rated current (Use group C / UL 1059) 30 A

Rated current (Use group D / UL 1059) 10 A

Wire cross-section, AWG, min. AWG 30

Wire cross-section, AWG, max. AWG 10

 Reference to approval values  
Specifications are maximum values, details - see approval certificate.

**Packing**

Packaging Box

VPE length 112 mm

VPE width 88 mm

VPE height 50 mm

**Classifications**

ETIM 6.0 EC001283

ETIM 7.0 EC001283

ETIM 8.0 EC001283

ETIM 9.0 EC001283

ECLASS 9.0 27-14-11-34

ECLASS 9.1 27-14-11-34

ECLASS 10.0 27-14-11-34

ECLASS 11.0 27-14-11-34

ECLASS 12.0 27-14-11-34

ECLASS 13.0 27-14-11-34

**VWGK 4 GN/YE BX****Weidmüller Interface GmbH & Co. KG**

Klingenbergstraße 26

D-32758 Detmold

Germany

[www.weidmueller.com](http://www.weidmueller.com)**Technical data****Important note**

## Notes

- Clearance and creepage distances to other components must be devised in accordance with the relevant application standard. This can be achieved in the device by full encapsulation or by the use of additional spacer plates.
- Rated data refer only to the component itself. Clearance and creepage distances to other components are to be designed in accordance with the relevant application standards.
- Colours: SW = black; GN/YL = green/yellow; GY = grey
- Additional variants on request
- WGK: Rated voltage plastic walls: 1 - 4 mm = 500 V; metal walls: 1 - 2.5 mm = 400 V; metal walls: 2.5 - 4 mm = 250 V
- WGKV: Rated voltage plastic walls: 1 - 4 mm = 400 V; metal walls: 1 - 2.5 mm = 400 V; metal walls: 2.5 - 4 mm = 250 V
- VWGK: Rated voltage plastic walls: 1 - 4 mm = 500 V; metal walls: 1 - 4 mm = 500 V
- Long term storage of the product with average temperature of 50 °C and maximum humidity 70%, 36 months

**Approvals**

## Approvals



ROHS	Conform
UL File Number Search	UL Website
Certificate No. (cURus)	E60693

**Downloads**

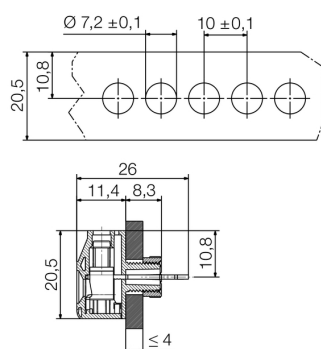
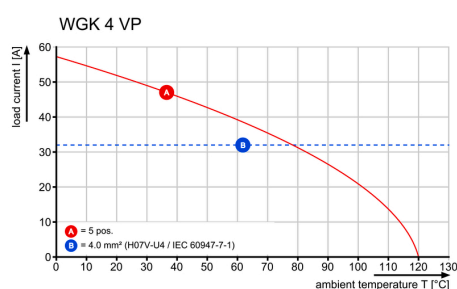
Approval/Certificate/Document of Conformity	<a href="#">Declaration of the Manufacturer</a>
Catalogues	<a href="#">Catalogues in PDF-format</a>
Brochures	<a href="#">FL DRIVES EN</a> <a href="#">MB DEVICE MANUF. EN</a> <a href="#">FL DRIVES DE</a> <a href="#">FL_BASE_STATION_EN</a> <a href="#">FL ELEVATOR EN</a> <a href="#">FL POWER SUPPLY EN</a> <a href="#">FL 72H SAMPLE SER EN</a> <a href="#">PO OMNIMATE EN</a> <a href="#">PO OMNIMATE EN</a>

**VWGK 4 GN/YE BX**
**Weidmüller Interface GmbH & Co. KG**

Klingenbergstraße 26

D-32758 Detmold

Germany

[www.weidmueller.com](http://www.weidmueller.com)
**Drawings**
**Dimensional drawing**

**Derating curve**


VWGK-4\_H07V-U4\_LAB-14928\_LABOR\_2688\_EN.eps

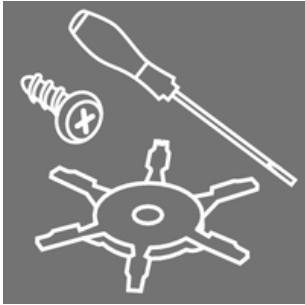
## VWGK 4 GN/YE BX

**Weidmüller Interface GmbH & Co. KG**  
Klingenbergstraße 26  
D-32758 Detmold  
Germany

[www.weidmueller.com](http://www.weidmueller.com)

## Accessories

### Accessories



**Integrate, expand and customise: the perfect supplement to every application.**

Universal system accessories enable easy adaptation of the interfaces to fulfil specific requirements for the relevant application.

### General ordering data

Type	DP VWGK 4 BK BX	Version	Product data
Order No.	<a href="#">1251030000</a>	OMNIMATE Power - series WGK, Feed-through terminal	UL:
GTIN (EAN)	4050118042597		
Qty.	50 pc(s).		
Type	DP VWGK 4 GY BX	Version	Product data
Order No.	<a href="#">1936430000</a>	OMNIMATE Power - series WGK, Feed-through terminal	UL:
GTIN (EAN)	4032248758982		
Qty.	50 pc(s).		

### Special print



KSW marking strips are used to identify multi-pole PCB plug-in connectors. Users can print them individually without being confined to a certain pitch.

- Smudge-proof labelling
- Strips 2.5 mm and 4 mm wide
- Simply stick on - finished
- Optimum adhesion
- PVC-free

### General ordering data

Type	KSW 4 < 50MM SDR	Version
Order No.	<a href="#">1629910000</a>	KSW, Terminal marker, 4 x 50 mm, Pitch in mm (P): 50.00
GTIN (EAN)	4008190202811	Weidmueller, white
Qty.	1 pc(s).	

**VWGK 4 GN/YE BX****Weidmüller Interface GmbH & Co. KG**

Klingenbergstraße 26

D-32758 Detmold

Germany

[www.weidmueller.com](http://www.weidmueller.com)**Accessories****Slotted screwdriver**

VDE insulated slot-head screwdriver, SDI DIN 7437, ISO 2380/2, drive output acc. to DIN 5264, ISO 2380/1. SoftFinish grip

**General ordering data**

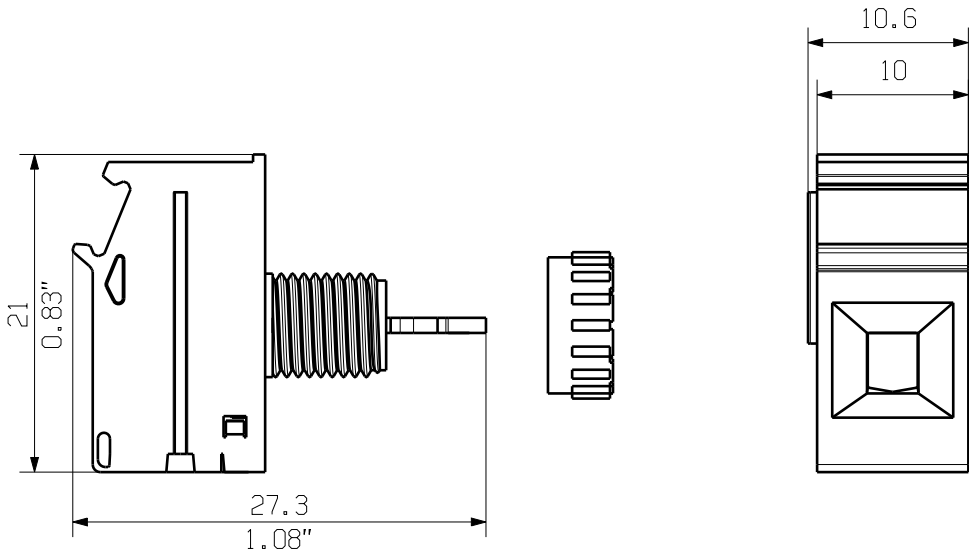
Type	SDIS 0.6X3.5X100	Version
Order No.	<a href="#">2749810000</a>	Screwdriver, Blade width (B): 3.5 mm, Blade length: 100 mm, Blade
GTIN (EAN)	4050118897012	thickness (A): 0.6 mm
Qty.	1 pc(s).	

The reproduction, distribution and utilization of this document as well as the communication of its contents to others without explicit authorization is prohibited. Offenders will be held liable for the payment of damages. Weidmueller exclusively reserves the right to file for patents, utility models or designs.

© Weidmueller Interface GmbH & Co. KG


Dimensions without tolerances are no check dimensions

The English version is binding



Kundenzeichnung  
Customer drawing

Bemessungsdaten  
Rated data  
Bemessungsquerschnitt  
Rated cross-section 4mm<sup>2</sup>  
Bemessungsstrom  
Rated current 32A  
Bemessungsspannung  
Rated voltage 500 V



M 1/1

GENERAL TOLERANCE:  
DIN ISO 2768-m



Max. nos.

91733/5  
08.03.17 MA\_J 00

Modification

**Weidmüller**



Cat.no.: .

**4 43836**

**03**

Drawing no.

Issue no.

Sheet 00

of 02 sheets



	Date	Name
Drawn	24.09.2007	ZHOV_B
Responsible		MA_J
Checked	22.03.2017	ZHOV_N
Approved		XU_S

Scale: 2/1

Supersedes: .

**VWGK 4...**  
DURCHFUEHRUNGSKLEMME  
FEED-THROUGH TERMINAL

Product file: VWGK 4

5240