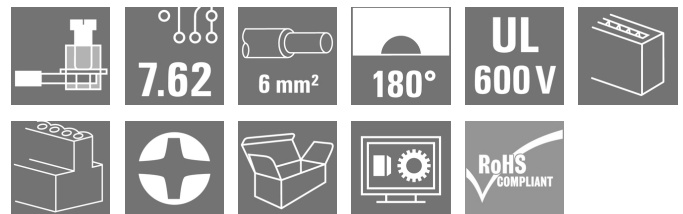


**BVZ 7.62HP/02/180 SN BK BX****Weidmüller Interface GmbH & Co. KG**

Klingenbergstraße 26

D-32758 Detmold

Germany

[www.weidmueller.com](http://www.weidmueller.com)**Product image**

High-performance female header with the proven, 100% maintenance-free Weidmüller steel clamping yoke. Side-by-side mounting without sacrificing any poles or with patented multifunction flange for secure, fast fixing without tools. Maximum operating reliability thanks to a mating profile that prevents incorrect connection, unique coding diversity, protection against faulty wiring, 4-point contact. Suitable for labelling.

**General ordering data**

|              |   |
|--------------|---|
| Version      | PCB plug-in connector, female plug, 7.62 mm, Number of poles: 2, 180°, Clamping yoke connection, Clamping range, max. : 10 mm², Box |
| Order No.    | <a href="#">1929930000</a>  |
| Type         | BVZ 7.62HP/02/180 SN BK BX  |
| GTIN (EAN)   | 4032248579716   |
| Qty.         | 100 pc(s).  |
| Product data | IEC: 1000 V / 57 A / 0.2 - 10 mm²<br>UL: 600 V / 40.5 A / AWG 24 - AWG 8  |
| Packaging    | Box   |

Creation date July 3, 2024 9:34:47 AM CEST

Catalogue status 29.06.2024 / We reserve the right to make technical changes.

## BVZ 7.62HP/02/180 SN BK BX

Weidmüller Interface GmbH &amp; Co. KG

Klingenbergstraße 26

D-32758 Detmold

Germany

www.weidmueller.com

## Technical data

## Dimensions and weights

|            |          |                 |            |
|------------|----------|-----------------|------------|
| Depth      | 41.2 mm  | Depth (inches)  | 1.622 inch |
| Height     | 23.1 mm  | Height (inches) | 0.909 inch |
| Width      | 15.24 mm | Width (inches)  | 0.6 inch   |
| Net weight | 10.87 g  |                 |            |

## System Parameters

|  |                                      |  |                   |
|--|--------------------------------------|--|-------------------|
| Product family                               | OMNIMATE Power - series BV/SV 7.62HP | Type of connection                         | Field connection  |
| Wire connection method                       | Clamping yoke connection             | Pitch in mm (P)                            | 7.62 mm           |
| Pitch in inches (P)                          | 0.3 "                                | Conductor outlet direction                 | 180°              |
| Number of poles                              | 2                                    | L1 in mm                                   | 7.62 mm           |
| L1 in inches                                 | 0.3 "                                | Number of rows                             | 1                 |
| Pin series quantity                          | 1                                    | Rated cross-section                        | 6 mm <sup>2</sup> |
| Touch-safe protection acc. to DIN VDE 57 106 | Safe from finger touch               | Touch-safe protection acc. to DIN VDE 0470 | IP 20             |
| Protection degree                            | IP20                                 | Volume resistance                          | 4.50 mΩ           |
| Can be coded                                 | Yes                                  | Stripping length                           | 12 mm             |
| Tightening torque, min.                      | 0.5 Nm                               | Tightening torque, max.                    | 0.6 Nm            |
| Clamping screw                               | M 3                                  | Screwdriver blade                          | 0.6 x 3.5         |
| Plugging cycles                              | 25                                   | Plugging force/pole, max.                  | 16.5 N            |
| Pulling force/pole, max.                     | 11 N                                 |  |                   |

## Material data

|                                       |              |                                       |                    |
|---------------------------------------|--------------|---------------------------------------|--------------------|
| Insulating material                   | PA GF        | Colour                                | black              |
| Colour chart (similar)                | RAL 9011     | Insulating material group             | II                 |
| Comparative Tracking Index (CTI)      | ≥ 500        | UL 94 flammability rating             | V-0                |
| Contact base material                 | Copper alloy | Contact material                      | Copper alloy       |
| Contact surface                       | tinned       | Layer structure of plug contact       | 6...8 μm Sn glossy |
| Storage temperature, min.             | -40 °C       | Storage temperature, max.             | 70 °C              |
| Operating temperature, min.           | -50 °C       | Operating temperature, max.           | 125 °C             |
| Temperature range, installation, min. | -25 °C       | Temperature range, installation, max. | 100 °C             |

## Conductors suitable for connection

|   |                         |
|---|-------------------------|
| Clamping range, min.  | 0.2 mm <sup>2</sup>     |
| Clamping range, max.  | 10 mm <sup>2</sup>      |
| Wire connection cross section AWG, min.                             | AWG 24                  |
| Wire connection cross section AWG, max.                             | AWG 8                   |
| Solid, min. H05(07) V-U   | 0.2 mm <sup>2</sup>     |
| Solid, max. H05(07) V-U   | 6 mm <sup>2</sup>       |
| Flexible, min. H05(07) V-K  | 0.2 mm <sup>2</sup>     |
| Flexible, max. H05(07) V-K  | 10 mm <sup>2</sup>      |
| w. plastic collar ferrule, DIN 46228 pt 4, 0.2 mm <sup>2</sup> min. |                         |
| w. plastic collar ferrule, DIN 46228 pt 4, 6 mm <sup>2</sup> max.   |                         |
| w. wire end ferrule, DIN 46228 pt 1, min.                           | 0.5 mm <sup>2</sup>     |
| w. wire end ferrule, DIN 46228 pt 1, max.                           | 6 mm <sup>2</sup>       |
| Plug gauge in accordance with EN 60999 a x b; ø                     | 2.8 mm x 2.0 mm; 2.4 mm |

Creation date July 3, 2024 9:34:47 AM CEST

**BVZ 7.62HP/02/180 SN BK BX****Weidmüller Interface GmbH & Co. KG**

Klingenbergstraße 26

D-32758 Detmold

Germany

www.weidmueller.com

**Technical data**

|  |  |                              |                             |       |
|--|--|------------------------------|-----------------------------|-------|
| Clampable conductor                    | Cross-section for conductor connection   | Type                         | fine-wired                  |       |
|  |  | nominal                      | 0.5 mm²                     |       |
|  | wire end ferrule   | Stripping length             | nominal                     | 14 mm |
|  |  | Recommended wire-end ferrule | <a href="#">H0.5/18 OR</a>  |       |
|  | Cross-section for conductor connection   | Type                         | fine-wired                  |       |
|  |  | nominal                      | 1 mm²                       |       |
|  | wire end ferrule   | Stripping length             | nominal                     | 15 mm |
|  |  | Recommended wire-end ferrule | <a href="#">H1.0/18 GE</a>  |       |
|  | Cross-section for conductor connection   | Type                         | fine-wired                  |       |
|  |  | nominal                      | 1.5 mm²                     |       |
|  | wire end ferrule   | Stripping length             | nominal                     | 15 mm |
|  |  | Recommended wire-end ferrule | <a href="#">H1.5/18D SW</a> |       |
|  |  | Stripping length             | nominal                     | 12 mm |
|  |  | Recommended wire-end ferrule | <a href="#">H1.5/12</a>     |       |
|  | Cross-section for conductor connection   | Type                         | fine-wired                  |       |
|  |  | nominal                      | 0.75 mm²                    |       |
|  | wire end ferrule   | Stripping length             | nominal                     | 14 mm |
|  |  | Recommended wire-end ferrule | <a href="#">H0.75/18 W</a>  |       |
|  | Cross-section for conductor connection   | Type                         | fine-wired                  |       |
|  |  | nominal                      | 2.5 mm²                     |       |
|  | wire end ferrule   | Stripping length             | nominal                     | 14 mm |
|  |  | Recommended wire-end ferrule | <a href="#">H2.5/19D BL</a> |       |
|  |  | Stripping length             | nominal                     | 12 mm |
|  |  | Recommended wire-end ferrule | <a href="#">H2.5/12</a>     |       |
|  | Cross-section for conductor connection   | Type                         | fine-wired                  |       |
|  |  | nominal                      | 4 mm²                       |       |
| wire end ferrule                       | Stripping length   | nominal                      | 12 mm                       |       |
|  | Recommended wire-end ferrule   | <a href="#">H4.0/12</a>      |                             |       |
|  | Stripping length   | nominal                      | 14 mm                       |       |
|  | Recommended wire-end ferrule   | <a href="#">H4.0/20D GR</a>  |                             |       |
| Cross-section for conductor connection | Type   | fine-wired                   |                             |       |
|  | nominal  | 6 mm²                        |                             |       |
| wire end ferrule                       | Stripping length   | nominal                      | 14 mm                       |       |
|  | Recommended wire-end ferrule   | <a href="#">H6.0/20 SW</a>   |                             |       |
|  | Stripping length   | nominal                      | 12 mm                       |       |
|  | Recommended wire-end ferrule   | <a href="#">H6.0/12</a>      |                             |       |
| Reference text                         | The outside diameter of the plastic collar should not be larger than the pitch (P), Length of ferrules is to be chosen depending on the product and the rated voltage. |                              |                             |       |

## BVZ 7.62HP/02/180 SN BK BX

Weidmüller Interface GmbH &amp; Co. KG

Klingenbergstraße 26

D-32758 Detmold

Germany

www.weidmueller.com

## Technical data

## Rated data acc. to IEC

|   |                        |   |                   |
|---|------------------------|---|-------------------|
| tested acc. to standard   | IEC 60664-1, IEC 61984 | Rated current, min. number of poles (Tu=20°C)                         | 57 A              |
| Rated current, max. number of poles (Tu=20°C)                             | 54 A                   | Rated current, min. number of poles (Tu=40°C)                         | 51 A              |
| Rated current, max. number of poles (Tu=40°C)                             | 41 A                   | Rated voltage for surge voltage class / pollution degree II/2         | 1,000 V           |
| Rated voltage for surge voltage class / pollution degree III/2            | 1,000 V                | Rated voltage for surge voltage class / pollution degree III/3        | 800 V             |
| Rated impulse voltage for surge voltage class/ pollution degree II/2      | 6,000 V                | Rated impulse voltage for surge voltage class/ pollution degree III/2 | 8 kV              |
| Rated impulse voltage for surge voltage class/ contamination degree III/3 | 8 kV                   | Short-time withstand current resistance                               | 3 x 1s with 420 A |
| Clearance, min.   | 10.2 mm                | Creepage distance, min.   | 13.8 mm           |

## Rated data acc. to CSA

|                                   |  |                                   |                |
|-----------------------------------|--|-----------------------------------|----------------|
| Institute (CSA)                   |  | Certificate No. (CSA)             | 200039-1534443 |
| Rated voltage (Use group B / CSA) | 600 V  | Rated voltage (Use group C / CSA) | 600 V          |
| Rated voltage (Use group D / CSA) | 600 V  | Rated current (Use group B / CSA) | 40.5 A         |
| Rated current (Use group C / CSA) | 40.5 A   | Rated current (Use group D / CSA) | 5 A            |
| Wire cross-section, AWG, min.     | AWG 24   | Wire cross-section, AWG, max.     | AWG 8          |
| Reference to approval values      | Specifications are maximum values, details - see approval certificate.             |                                   |                |

## Rated data acc. to UL 1059

|                                       |   |                                       |         |
|---------------------------------------|---|---------------------------------------|---------|
| Institute (cURus)                     |  | Certificate No. (cURus)               | E60693  |
| Rated voltage (Use group B / UL 1059) | 600 V   | Rated voltage (Use group C / UL 1059) | 600 V   |
| Rated voltage (Use group D / UL 1059) | 600 V   | Rated voltage (Use group F / UL 1059) | 1,000 V |
| Rated current (Use group B / UL 1059) | 40.5 A  | Rated current (Use group C / UL 1059) | 40.5 A  |
| Rated current (Use group D / UL 1059) | 5 A   | Rated current (Use group F / UL 1059) | 40.5 A  |
| Wire cross-section, AWG, min.         | AWG 24  | Wire cross-section, AWG, max.         | AWG 8   |
| Reference to approval values          | Specifications are maximum values, details - see approval certificate.              |                                       |         |

## Packing

|           |        |            |        |
|-----------|--------|------------|--------|
| Packaging | Box    | VPE length | 352 mm |
| VPE width | 138 mm | VPE height | 49 mm  |

**BVZ 7.62HP/02/180 SN BK BX****Weidmüller Interface GmbH & Co. KG**

Klingenbergstraße 26

D-32758 Detmold

Germany

www.weidmueller.com

**Technical data****Type tests**

|  |                |  |
|--|----------------|--|
| Test: Durability of markings                 | Standard       | DIN EN 61984 section 7.3.2 / 09.02 taking pattern from DIN EN 60068-2-70 / 07.96   |
|  | Test           | mark of origin, type identification, pitch, type of material                       |
|  | Evaluation     | available  |
|  | Test           | durability   |
|  | Evaluation     | passed   |
| Test: Misengagement (Non-interchangeability) | Standard       | DIN EN 61984 section 6.3 and 6.9.1 / 09.02, DIN IEC 512 part 7 section 5 / 05.94   |
|  | Test           | 180° turned with coding elements   |
|  | Evaluation     | passed   |
|  | Test           | 180° turned without coding elements  |
|  | Evaluation     | passed   |
| Test: Clampable cross section                | Standard       | DIN EN 60999-1 section 7 and 9.1 / 12.00, DIN EN 60947-1 section 8.2.4.5.1 / 12.02 |
|  | Conductor type | Type of conductor and solid 0.5 mm <sup>2</sup> conductor cross-section            |
|  |                | Type of conductor and stranded 0.5 mm <sup>2</sup> conductor cross-section         |
|  |                | Type of conductor and solid 6 mm <sup>2</sup> conductor cross-section              |
|  |                | Type of conductor and stranded 6 mm <sup>2</sup> conductor cross-section           |
|  |                | Type of conductor and AWG 24/1 conductor cross-section                             |
|  |                | Type of conductor and AWG 24/19 conductor cross-section                            |
|  |                | Type of conductor and AWG 10/1 conductor cross-section                             |
|  |                | Type of conductor and AWG 10/19 conductor cross-section                            |
|  | Evaluation     | passed   |

**BVZ 7.62HP/02/180 SN BK BX****Weidmüller Interface GmbH & Co. KG**

Klingenbergstraße 26

D-32758 Detmold

Germany

www.weidmueller.com

**Technical data**

|   |                |  |
|---|----------------|--|
| Test for damage to and accidental loosening of conductors | Standard       | DIN EN 60999-1 section 9.4 / 12.00   |
|   | Requirement    | 0.2 kg   |
|   | Conductor type | Type of conductor and AWG 24/1 conductor cross-section                     |
|   |                | Type of conductor and AWG 24/19 conductor cross-section                    |
|   | Evaluation     | passed   |
|   | Requirement    | 0.3 kg   |
|   | Conductor type | Type of conductor and solid 0.5 mm <sup>2</sup> conductor cross-section    |
|   |                | Type of conductor and stranded 0.5 mm <sup>2</sup> conductor cross-section |
|   | Evaluation     | passed   |
|   | Requirement    | 1.4 kg   |
| Pull-out test   | Conductor type | Type of conductor and solid 6 mm <sup>2</sup> conductor cross-section      |
|   |                | Type of conductor and stranded 6 mm <sup>2</sup> conductor cross-section   |
|   | Conductor type | Type of conductor and AWG 10/1 conductor cross-section                     |
|   |                | Type of conductor and AWG 10/19 conductor cross-section                    |
|   | Evaluation     | passed   |
|   | Standard       | DIN EN 60999-1 section 9.5 / 12.00   |
|   | Requirement    | ≥10 N  |
|   | Conductor type | Type of conductor and AWG 24/1 conductor cross-section                     |
|   |                | Type of conductor and AWG 24/19 conductor cross-section                    |
|   | Evaluation     | passed   |
|   | Conductor type | Type of conductor and solid 0.5 mm <sup>2</sup> conductor cross-section    |
|   |                | Type of conductor and stranded 0.5 mm <sup>2</sup> conductor cross-section |
|   | Evaluation     | passed   |
|   | Requirement    | ≥20 N  |
|   | Conductor type | Type of conductor and solid 6 mm <sup>2</sup> conductor cross-section      |
|   |                | Type of conductor and stranded 6 mm <sup>2</sup> conductor cross-section   |
|   | Conductor type | Type of conductor and AWG 10/1 conductor cross-section                     |
|   |                | Type of conductor and AWG 10/19 conductor cross-section                    |
|   | Evaluation     | passed   |
|   | Requirement    | ≥80 N  |

## BVZ 7.62HP/02/180 SN BK BX

Weidmüller Interface GmbH &amp; Co. KG

Klingenbergstraße 26

D-32758 Detmold

Germany

www.weidmueller.com

## Technical data

## Classifications

|             |             |             |             |
|-------------|-------------|-------------|-------------|
| ETIM 6.0    | EC002638    | ETIM 7.0    | EC002638    |
| ETIM 8.0    | EC002638    | ETIM 9.0    | EC002638    |
| ECLASS 9.0  | 27-44-03-09 | ECLASS 9.1  | 27-44-03-09 |
| ECLASS 10.0 | 27-44-03-09 | ECLASS 11.0 | 27-46-02-02 |
| ECLASS 12.0 | 27-46-02-02 | ECLASS 13.0 | 27-46-02-02 |

## Environmental Product Compliance

REACH SVHC

/

## Important note

IPC conformity

Conformity: The products are developed, manufactured and delivered according international recognized standards and norms and comply with the assured properties in the data sheet resp. fulfill decorative properties in accordance with IPC-A-610 "Class 2". Further claims on the products can be evaluated on request.

Notes

- Additional variants on request
- Rated current related to rated cross-section & min. No. of poles.
- Wire end ferrule with plastic collar to DIN 46228/4
- Wire end ferrule without plastic collar to DIN 46228/1
- P on drawing = pitch
- Rated data refer only to the component itself. Clearance and creepage distances to other components are to be designed in accordance with the relevant application standards.
- In accordance with IEC 61984, OMNIMATE-connectors are connectors without breaking capacity (COC). During designated use, connectors are not allowed to be engaged or disengaged when live or under load
- Long term storage of the product with average temperature of 50 °C and maximum humidity 70%, 36 months

## Approvals

Approvals



ROHS

Conform

UL File Number Search

UL Website

Certificate No. (cURus)

E60693

**BVZ 7.62HP/02/180 SN BK BX****Weidmüller Interface GmbH & Co. KG**

Klingenbergstraße 26

D-32758 Detmold

Germany

[www.weidmueller.com](http://www.weidmueller.com)**Technical data****Downloads**Approval/Certificate/Document of Con-  
formity[Declaration of the Manufacturer](#)

Engineering Data

[CAD data – STEP](#)

Product Change Notification

[PCN\\_2016\\_138\\_PL33\\_Redesign\\_BVZ\\_762HP\\_Abstandshalter\\_DE](#)[PCN\\_2016\\_138\\_PL33\\_Redesign\\_BVZ\\_762HP\\_outside\\_pole\\_spacer\\_EN](#)[PCN\\_2016\\_275\\_PL33\\_plugable\\_SIBL\\_EN](#)[PCN\\_2016\\_275\\_PL33\\_Steckbare\\_SIBL\\_DE](#)[20220201 Visual change OMNIMATE® Power PCB terminal blocks and connectors](#)[20220201 Visuelle Änderung OMNIMATE® Power Leiterplattenklemmen und -steckverbinder](#)[Packing change of BVZ 7.62HP and SVZ 7.62HP](#)[Änderung der Verpackung BVZ 7.62HP und SVZ 7.62HP](#)

User Documentation

[QR-Code product handling video](#)

Catalogues

[Catalogues in PDF-format](#)

Brochures

[FL DRIVES EN](#)[MB DEVICE MANUF. EN](#)[FL DRIVES DE](#)[FL HEATING ELECTR EN](#)[FL APPL INVERTER EN](#)[FL\\_BASE\\_STATION\\_EN](#)[FL ELEVATOR EN](#)[FL POWER SUPPLY EN](#)[FL 72H SAMPLE SER EN](#)[PO OMNIMATE EN](#)[PO OMNIMATE EN](#)

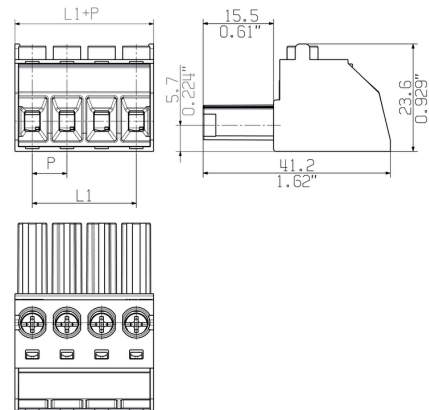


**BVZ 7.62HP/02/180 SN BK BX**

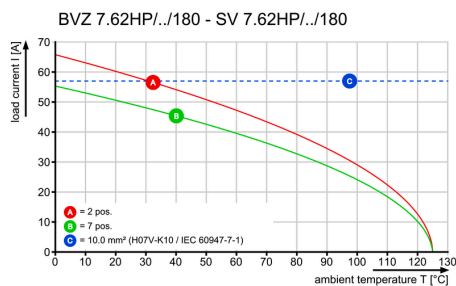
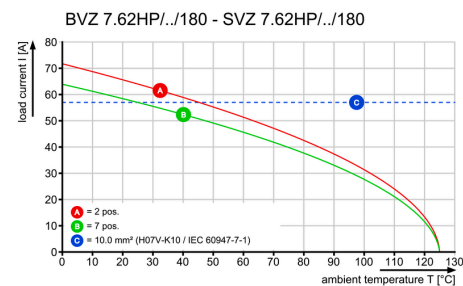
**Weidmüller Interface GmbH & Co. KG**  
 Klingenbergstraße 26  
 D-32758 Detmold  
 Germany

[www.weidmueller.com](http://www.weidmueller.com)

**Drawings**
**Product image**

**Dimensional drawing**


Similar to illustration

**Graph**

**Graph**


## BVZ 7.62HP/02/180 SN BK BX

Weidmüller Interface GmbH &amp; Co. KG

Klingenbergstraße 26

D-32758 Detmold

Germany

www.weidmueller.com

## Accessories

## Adapters for rail mounting



**The pluggable connections for power electronics - optimised for modern drive technologies, e.g. motor starters, frequency converters and servo-controllers.**

OMNIMATE Power sets the new standard – with increased safety and innovative solutions such as the pluggable shield, integrated signal contacts and one-handed operation.

The three product lines offer you further advantages:

- Application-oriented scalability: from the compact 4 mm<sup>2</sup> connector for 29 A (IEC) or 20 A (UL) up to the sturdy 16 mm<sup>2</sup> connector for 76 A (IEC) or 54 A (UL)
- Unlimited usage up to 1,000 V (IEC) or 600 V (UL)
- A variety of application optimised mounting options

Our Service:

Design your individual connectors simply by using the

## General ordering data

| Type       | BV/SV 7.62HP/02 ARPL GR    | Version   | Product data | Packaging |
|------------|----------------------------|---|--------------|-----------|
| Order No.  | <a href="#">1937570000</a> | PCB plug-in connector, Accessories, Mounting plate, grey, Number of |              | Box       |
| GTIN (EAN) | 4032248608850              | poles: 2  |              |           |
| Qty.       | 50 pc(s).                  |   |              |           |
| Type       | BV/SV 7.62HP/04 ARPL GR    | Version   | Product data | Packaging |
| Order No.  | <a href="#">1937580000</a> | PCB plug-in connector, Accessories, Mounting plate, grey, Number of |              | Box       |
| GTIN (EAN) | 4032248608867              | poles: 4  |              |           |
| Qty.       | 50 pc(s).                  |   |              |           |
| Type       | BV/SV 7.62HP MOFU GR       | Version   | Product data | Packaging |
| Order No.  | <a href="#">1937600000</a> | PCB plug-in connector, Accessories, Mounting foot, Light Grey       |              | Box       |
| GTIN (EAN) | 4032248608898              |   |              |           |
| Qty.       | 100 pc(s).                 |   |              |           |

## Slotted screwdriver



Slotted screwdriver with rounded blade SD DIN 5265, ISO 2380/2, output to DIN 5264, ISO 2380/1. ChromTop tip, SoftFinish grip

## General ordering data

| Type       | SDS 0.8X4.5X125            | Version                  |
|------------|----------------------------|--------------------------|
| Order No.  | <a href="#">9009020000</a> | Screwdriver, Screwdriver |
| GTIN (EAN) | 4032248266883              |                          |
| Qty.       | 1 pc(s).                   |                          |

## BVZ 7.62HP/02/180 SN BK BX

Weidmüller Interface GmbH &amp; Co. KG

Klingenbergstraße 26

D-32758 Detmold

Germany

www.weidmueller.com

## Accessories

## Coding elements



**The pluggable connections for power electronics - optimised for modern drive technologies, e.g. motor starters, frequency converters and servo-controllers.**

OMNIMATE Power sets the new standard – with increased safety and innovative solutions such as the pluggable shield, integrated signal contacts and one-handed operation.

The three product lines offer you further advantages:

- Application-oriented scalability: from the compact 4 mm<sup>2</sup> connector for 29 A (IEC) or 20 A (UL) up to the sturdy 16 mm<sup>2</sup> connector for 76 A (IEC) or 54 A (UL)
- Unlimited usage up to 1,000 V (IEC) or 600 V (UL)
- A variety of application optimised mounting options

Our Service:

Design your individual connectors simply by using the

## General ordering data

| Type       | BV/SV 7.62HP KO RD 2022    | Version  | Product data | Packaging |
|------------|----------------------------|--|--------------|-----------|
| Order No.  | <a href="#">2007300000</a> | PCB plug-in connector, Accessories, Coding element, red, Number of |              | Box       |
| GTIN (EAN) | 4050118392715              | poles: 1   |              |           |
| Qty.       | 20 pc(s).                  |  |              |           |

## Crosshead screwdriver Phillips



VDE insulated crosshead screwdriver, for Phillips screws, SDIK PH DIN 7438, ISO 8764/2-PH, output to ISO 8764-PH, SoftFinish grip

## General ordering data

| Type       | SDIK PH1                   | Version                  |
|------------|----------------------------|--------------------------|
| Order No.  | <a href="#">9008570000</a> | Screwdriver, Screwdriver |
| GTIN (EAN) | 4032248056569              |                          |
| Qty.       | 1 pc(s).                   |                          |

## BVZ 7.62HP/02/180 SN BK BX

Weidmüller Interface GmbH &amp; Co. KG

Klingenbergstraße 26

D-32758 Detmold

Germany

www.weidmueller.com

## Accessories

## Strain reliefs

**For frequent load changes: the "trailer coupling" for plug-in connectors.**

The strain relief can do more than just relieve the strain on conductors:

Simply clip onto the plug and

- bundle conductors
- guide cables
- use as a connection and disconnection aid

No damage to the connecting points, clear, tidy wiring and easy to handle.

User advantages: permanent heavy-duty connections for harsh industrial environments and convenient operation ensure improved system availability.

## General ordering data

| Type       | BV/SV 7.62HP/02 ZE GR      | Version   | Product data | Packaging |
|------------|----------------------------|---|--------------|-----------|
| Order No.  | <a href="#">1937550000</a> | PCB plug-in connector, Accessories, Strain relief, Light Grey, Number of poles: 2 |              | Box       |
| GTIN (EAN) | 4032248608836              |   |              |           |
| Qty.       | 50 pc(s).                  |   |              |           |
| Type       | BV/SV 7.62HP/04 ZE GR      | Version   | Product data | Packaging |
| Order No.  | <a href="#">1937560000</a> | PCB plug-in connector, Accessories, Strain relief, Light Grey, Number of poles: 4 |              | Box       |
| GTIN (EAN) | 4032248608843              |   |              |           |
| Qty.       | 50 pc(s).                  |   |              |           |

## Crimping tools

**Crimping tools for wire end ferrules, with and without plastic collars**

- Ratchet guarantees precise crimping
- Release option in the event of incorrect operation

## General ordering data

| Type       | PZ 6/5                     | Version  |
|------------|----------------------------|--|
| Order No.  | <a href="#">9011460000</a> | Pressing tool, Crimping tool for wire-end ferrules, 0.25mm², 6mm², |
| GTIN (EAN) | 4008190165352              | Trapezoidal indentation crimp                                      |
| Qty.       | 1 pc(s).                   |  |

**BVZ 7.62HP/02/180 SN BK BX****Weidmüller Interface GmbH & Co. KG**

Klingenbergstraße 26

D-32758 Detmold

Germany

[www.weidmueller.com](http://www.weidmueller.com)**Accessories****Slotted screwdriver**

VDE insulated slot-head screwdriver, SDI DIN 7437, ISO 2380/2, drive output acc. to DIN 5264, ISO 2380/1. SoftFinish grip

**General ordering data**

|            |                            |                          |
|------------|----------------------------|--------------------------|
| Type       | SDIS 0.8X4.0X100           | Version                  |
| Order No.  | <a href="#">9008400000</a> | Screwdriver, Screwdriver |
| GTIN (EAN) | 4032248056361              |                          |
| Qty.       | 1 pc(s).                   |                          |

**Crosshead screwdriver Phillips**

Crosshead screwdriver, Phillips, SDK PH DIN 5262, ISO 8764/2-PH, output to ISO 8764-PH, ChromTop tip, SoftFinish grip

**General ordering data**

|            |                            |                          |
|------------|----------------------------|--------------------------|
| Type       | SDK PH1                    | Version                  |
| Order No.  | <a href="#">9008480000</a> | Screwdriver, Screwdriver |
| GTIN (EAN) | 4032248056477              |                          |
| Qty.       | 1 pc(s).                   |                          |