

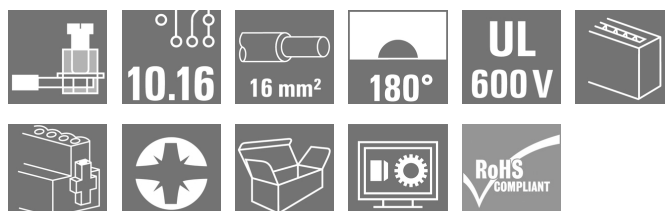
**BUZ 10.16HP/03/180F AG BK BX****Weidmüller Interface GmbH & Co. KG**

Klingenbergstraße 26

D-32758 Detmold

Germany

www.weidmueller.com

**Product image**

High-performance female header with the proven, 100% maintenance-free Weidmüller steel clamping yoke. Side-by-side mounting without sacrificing any poles or with patented multifunction flange for secure, fast fixing without tools. Maximum connection and operating reliability thanks to a mating profile that prevents incorrect connection, unique coding diversity, protection against incorrect wiring and 4-point silver contact.

**General ordering data**

Version	PCB plug-in connector, female plug, 10.16 mm, Number of poles: 3, 180°, Clamping yoke connection, Clamping range, max. : 16 mm², Box
Order No.	<a href="#">1924630000</a>
Type	BUZ 10.16HP/03/180F AG BK BX
GTIN (EAN)	4032248564750
Qty.	24 pc(s).
Product data	IEC: 1000 V / 78.3 A / 0.2 - 16 mm² UL: 600 V / 60 A / AWG 22 - AWG 4
Packaging	Box

**BUZ 10.16HP/03/180F AG BK BX****Weidmüller Interface GmbH & Co. KG**

Klingenbergstraße 26

D-32758 Detmold

Germany

www.weidmueller.com

**Technical data****Dimensions and weights**

Net weight	39.46 g
------------	---------

**System Parameters**

Product family	OMNIMATE Power - series BU/SU 10.16HP	Type of connection	Field connection
Wire connection method	Clamping yoke connection	Pitch in mm (P)	10.16 mm
Pitch in inches (P)	0.4 "	Conductor outlet direction	180°
Number of poles	3	L1 in mm	20.32 mm
L1 in inches	0.8 "	Number of rows	1
Pin series quantity	1	Rated cross-section	16 mm <sup>2</sup>
Touch-safe protection acc. to DIN VDE 57 106	Safe from finger touch	Touch-safe protection acc. to DIN VDE 0470	IP 20
Volume resistance	4.50 mΩ	Can be coded	Yes
Stripping length	12 mm	Tightening torque, min.	1.2 Nm
Tightening torque, max.	2 Nm	Clamping screw	M 4
Screwdriver blade	1.0 x 5.5, PZ 2	Screwdriver blade standard	DIN 5264, ISO 8764/2-PZ
Plugging cycles	25	Plugging force/pole, max.	15.5 N
Pulling force/pole, max.	14.5 N		

**Material data**

Insulating material	PA GF	Colour	black
Colour chart (similar)	RAL 9011	Insulating material group	I
Comparative Tracking Index (CTI)	≥ 600	UL 94 flammability rating	V-0
Contact material	Cu-alloy	Contact surface	silver-plated
Layer structure of plug contact	≥ 3 μm Ag	Storage temperature, min.	-40 °C
Storage temperature, max.	70 °C	Operating temperature, min.	-50 °C
Operating temperature, max.	130 °C	Temperature range, installation, min.	-25 °C
Temperature range, installation, max.	130 °C		

**Conductors suitable for connection**

Clamping range, min.	0.2 mm <sup>2</sup>
Clamping range, max.	16 mm <sup>2</sup>
Wire connection cross section AWG, min.	AWG 22
Wire connection cross section AWG, max.	AWG 4
Solid, min. H05(07) V-U	0.2 mm <sup>2</sup>
Solid, max. H05(07) V-U	16 mm <sup>2</sup>
Stranded, min. H07V-R	6 mm <sup>2</sup>
Stranded, max. H07V-R	16 mm <sup>2</sup>
Flexible, min. H05(07) V-K	0.5 mm <sup>2</sup>
Flexible, max. H05(07) V-K	16 mm <sup>2</sup>
w. plastic collar ferrule, DIN 46228 pt 4, 0.25 mm <sup>2</sup> min.	
w. plastic collar ferrule, DIN 46228 pt 4, 16 mm <sup>2</sup> max.	
w. wire end ferrule, DIN 46228 pt 1, min.	0.25 mm <sup>2</sup>
w. wire end ferrule, DIN 46228 pt 1, max.	16 mm <sup>2</sup>
Plug gauge in accordance with EN 60999 a x b; ø	5.3mm (B6)

Creation date June 2, 2024 1:51:48 PM CEST

## BUZ 10.16HP/03/180F AG BK BX

Weidmüller Interface GmbH &amp; Co. KG

Klingenbergstraße 26

D-32758 Detmold

Germany

www.weidmueller.com

## Technical data

Clampable conductor	Cross-section for conductor connection	Type	fine-wired
		nominal	0.5 mm <sup>2</sup>
wire end ferrule	Stripping length	nominal	14 mm
	Recommended wire-end ferrule	<a href="#">H0.5/18 OR</a>	
Cross-section for conductor connection	Type	fine-wired	
	nominal	1 mm <sup>2</sup>	
wire end ferrule	Stripping length	nominal	15 mm
	Recommended wire-end ferrule	<a href="#">H1.0/18 GE</a>	
Cross-section for conductor connection	Type	fine-wired	
	nominal	1.5 mm <sup>2</sup>	
wire end ferrule	Stripping length	nominal	15 mm
	Recommended wire-end ferrule	<a href="#">H1.5/18D SW</a>	
wire end ferrule	Stripping length	nominal	12 mm
	Recommended wire-end ferrule	<a href="#">H1.5/12</a>	
Cross-section for conductor connection	Type	fine-wired	
	nominal	0.75 mm <sup>2</sup>	
wire end ferrule	Stripping length	nominal	14 mm
	Recommended wire-end ferrule	<a href="#">H0.75/18 W</a>	
Cross-section for conductor connection	Type	fine-wired	
	nominal	2.5 mm <sup>2</sup>	
wire end ferrule	Stripping length	nominal	14 mm
	Recommended wire-end ferrule	<a href="#">H2.5/19D BL</a>	
wire end ferrule	Stripping length	nominal	12 mm
	Recommended wire-end ferrule	<a href="#">H2.5/12</a>	
Cross-section for conductor connection	Type	fine-wired	
	nominal	4 mm <sup>2</sup>	
wire end ferrule	Stripping length	nominal	12 mm
	Recommended wire-end ferrule	<a href="#">H4.0/12</a>	
wire end ferrule	Stripping length	nominal	14 mm
	Recommended wire-end ferrule	<a href="#">H4.0/20D GR</a>	
Cross-section for conductor connection	Type	fine-wired	
	nominal	6 mm <sup>2</sup>	
wire end ferrule	Stripping length	nominal	14 mm
	Recommended wire-end ferrule	<a href="#">H6.0/20 SW</a>	
wire end ferrule	Stripping length	nominal	12 mm
	Recommended wire-end ferrule	<a href="#">H6.0/12</a>	
Cross-section for conductor connection	Type	fine-wired	
	nominal	10 mm <sup>2</sup>	
wire end ferrule	Stripping length	nominal	12 mm
	Recommended wire-end ferrule	<a href="#">H10.0/12</a>	
wire end ferrule	Stripping length	nominal	15 mm
	Recommended wire-end ferrule	<a href="#">H10.0/22 EB</a>	
Cross-section for conductor connection	Type	fine-wired	
	nominal	16 mm <sup>2</sup>	
wire end ferrule	Stripping length	nominal	12 mm
	Recommended wire-end ferrule	<a href="#">H16.0/12</a>	
wire end ferrule	Stripping length	nominal	15 mm
	Recommended wire-end ferrule	<a href="#">H16.0/22 GN</a>	

Creation date June 2, 2024 1:51:48 PM CEST

## BUZ 10.16HP/03/180F AG BK BX

Weidmüller Interface GmbH &amp; Co. KG

Klingenbergstraße 26

D-32758 Detmold

Germany

www.weidmueller.com

## Technical data

Reference text Length of ferrules is to be chosen depending on the product and the rated voltage.

## Rated data acc. to IEC

tested acc. to standard	IEC 60664-1, IEC 61984	Rated current, min. number of poles (Tu=20°C)	78.3 A
Rated current, max. number of poles (Tu=20°C)	67.9 A	Rated current, min. number of poles (Tu=40°C)	70.6 A
Rated current, max. number of poles (Tu=40°C)	61.3 A	Rated voltage for surge voltage class / pollution degree II/2	1,000 V
Rated voltage for surge voltage class / pollution degree III/2	1,000 V	Rated voltage for surge voltage class / pollution degree III/3	1,000 V
Rated impulse voltage for surge voltage class/ pollution degree II/2	6 kV	Rated impulse voltage for surge voltage class/ pollution degree III/2	8 kV
Rated impulse voltage for surge voltage class/ contamination degree III/3	8 kV	Short-time withstand current resistance	3 x 1s mit 1000 A
Clearance, min.	15.1 mm	Creepage distance, min.	15.1 mm

## Rated data acc. to CSA

Institute (CSA)		Certificate No. (CSA)	200039-1842490
Rated voltage (Use group B / CSA)	600 V	Rated voltage (Use group C / CSA)	600 V
Rated voltage (Use group D / CSA)	600 V	Rated current (Use group B / CSA)	60 A
Rated current (Use group C / CSA)	60 A	Rated current (Use group D / CSA)	5 A
Wire cross-section, AWG, min.	AWG 22	Wire cross-section, AWG, max.	AWG 4
Reference to approval values	Specifications are maximum values, details - see approval certificate.		

## Rated data acc. to UL 1059

Institute (cURus)		Certificate No. (cURus)	E60693
Rated voltage (Use group B / UL 1059)	600 V	Rated voltage (Use group C / UL 1059)	600 V
Rated voltage (Use group D / UL 1059)	600 V	Rated current (Use group B / UL 1059)	60 A
Rated current (Use group C / UL 1059)	60 A	Rated current (Use group D / UL 1059)	5 A
Wire cross-section, AWG, min.	AWG 22	Wire cross-section, AWG, max.	AWG 4
Reference to approval values	Specifications are maximum values, details - see approval certificate.		

## Packing

Packaging	Box	VPE length	352 mm
VPE width	135 mm	VPE height	49 mm

## Type tests

Test: Durability of markings	Standard	taking pattern from DIN EN 61984 section 7.3.2 / 04.02 DIN EN 60068-2-70 / 07.96
	Test	mark of origin, type identification, pitch, approval marking cULus, type of material, durability available
	Evaluation	available

Creation date June 2, 2024 1:51:48 PM CEST

Catalogue status 18.05.2024 / We reserve the right to make technical changes.

**BUZ 10.16HP/03/180F AG BK BX****Weidmüller Interface GmbH & Co. KG**

Klingenbergstraße 26

D-32758 Detmold

Germany

www.weidmueller.com

**Technical data**

Test: Clampable cross section	Standard	DIN EN 60999-1 section 7 and 9.1 / 12.00, DIN EN 60947-1 section 8.2.4.5.1 / 12.99
	Conductor type	Type of conductor and solid 0.5 mm <sup>2</sup> conductor cross-section
		Type of conductor and stranded 0.5 mm <sup>2</sup> conductor cross-section
		Type of conductor and solid 16 mm <sup>2</sup> conductor cross-section
		Type of conductor and stranded 16 mm <sup>2</sup> conductor cross-section
		Type of conductor and AWG 22/1 conductor cross-section
		Type of conductor and AWG 22/19 conductor cross-section
		Type of conductor and AWG 6/7 conductor cross-section
		Type of conductor and AWG 6/19 conductor cross-section
	Evaluation	passed
Test for damage to and accidental loosening of conductors	Standard	DIN EN 60999-1 section 9.4 / 12.00
	Requirement	0.2 kg
	Conductor type	Type of conductor and solid 0.2 mm <sup>2</sup> conductor cross-section
	Evaluation	passed
	Requirement	0.3 kg
	Conductor type	Type of conductor and stranded 0.5 mm <sup>2</sup> conductor cross-section
		Type of conductor and AWG 22/1 conductor cross-section
		Type of conductor and AWG 22/19 conductor cross-section
	Evaluation	passed
	Requirement	2.9 kg
	Conductor type	Type of conductor and solid 16 mm <sup>2</sup> conductor cross-section
		Type of conductor and stranded 16 mm <sup>2</sup> conductor cross-section
		Type of conductor and AWG 6/7 conductor cross-section
	Evaluation	passed

**BUZ 10.16HP/03/180F AG BK BX****Weidmüller Interface GmbH & Co. KG**

Klingenbergstraße 26

D-32758 Detmold

Germany

www.weidmueller.com

**Technical data**

Pull-out test	Standard	DIN EN 60999-1 section 9.5 / 12.00
	Requirement	≥10 N
	Conductor type	Type of conductor and solid 0.2 mm <sup>2</sup> conductor cross-section
	Evaluation	passed
	Requirement	≥15 N
	Conductor type	Type of conductor and AWG 22/1 conductor cross-section
		Type of conductor and AWG 22/19 conductor cross-section
	Evaluation	passed
	Requirement	≥20 N
	Conductor type	Type of conductor and H05V-K0.5 conductor cross-section
	Evaluation	passed
	Requirement	≥100 N
	Conductor type	Type of conductor and H07V-U16 conductor cross-section
		Type of conductor and H07V-K16 conductor cross-section
		Type of conductor and AWG 6/7 conductor cross-section
	Evaluation	passed

**Classifications**

ETIM 6.0	EC002638	ETIM 7.0	EC002638
ETIM 8.0	EC002638	ETIM 9.0	EC002638
ECLASS 9.0	27-44-03-09	ECLASS 9.1	27-44-03-09
ECLASS 10.0	27-44-03-09	ECLASS 11.0	27-46-02-02
ECLASS 12.0	27-46-02-02	ECLASS 13.0	27-46-02-02

**BUZ 10.16HP/03/180F AG BK BX****Weidmüller Interface GmbH & Co. KG**

Klingenbergstraße 26

D-32758 Detmold

Germany

www.weidmueller.com

**Technical data****Important note**

IPC conformity	Conformity: The products are developed, manufactured and delivered according international recognized standards and norms and comply with the assured properties in the data sheet resp. fulfill decorative properties in accordance with IPC-A-610 "Class 2". Further claims on the products can be evaluated on request.
Notes	<ul style="list-style-type: none"> <li>• Additional variants on request</li> <li>• Rated current related to rated cross-section &amp; min. No. of poles.</li> <li>• Wire end ferrule with plastic collar to DIN 46228/4</li> <li>• Wire end ferrule without plastic collar to DIN 46228/1</li> <li>• P on drawing = pitch</li> <li>• Rated data refer only to the component itself. Clearance and creepage distances to other components are to be designed in accordance with the relevant application standards.</li> <li>• For all applications with flange we recommend to fix the pin header with the help of the soldering flange or a self-tapping screw on the board.</li> <li>• In accordance with IEC 61984, OMNIMATE-connectors are connectors without breaking capacity (COC). During designated use, connectors are not allowed to be engaged or disengaged when live or under load</li> <li>• Long term storage of the product with average temperature of 50 °C and maximum humidity 70%, 36 months</li> </ul>

**Approvals**

Approvals



ROHS	Conform
UL File Number Search	UL Website
Certificate No. (cURus)	E60693

**Downloads**

Approval/Certificate/Document of Conformity	<a href="#">Declaration of the Manufacturer</a>
Engineering Data	<a href="#">CAD data – STEP</a>
Product Change Notification	<a href="#">20220208 Visual change Temporarily different color for connectors and accessories</a> <a href="#">20220208 Visuelle Änderung Vorübergehend anderer Farbtone für Steckverbinder und Zubehör</a>
User Documentation	<a href="#">QR-Code product handling video</a>
Catalogues	<a href="#">Catalogues in PDF-format</a>
Brochures	<a href="#">FL DRIVES EN</a> <a href="#">MB DEVICE MANUF. EN</a> <a href="#">FL DRIVES DE</a> <a href="#">FL HEATING ELECTR EN</a> <a href="#">FL APPL INVERTER EN</a> <a href="#">FL BASE STATION EN</a> <a href="#">FL ELEVATOR EN</a> <a href="#">FL POWER SUPPLY EN</a> <a href="#">FL 72H SAMPLE SER EN</a> <a href="#">PO OMNIMATE EN</a> <a href="#">PO OMNIMATE EN</a>

# BUZ 10.16HP/03/180F AG BK BX

Weidmüller Interface GmbH & Co. KG

Klingenbergstraße 26


D-32758 Detmold

Germany

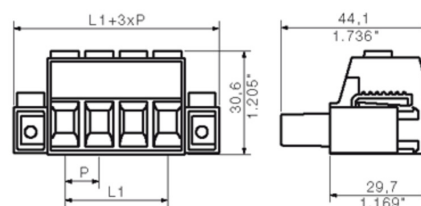
www.weidmueller.com

## Drawings

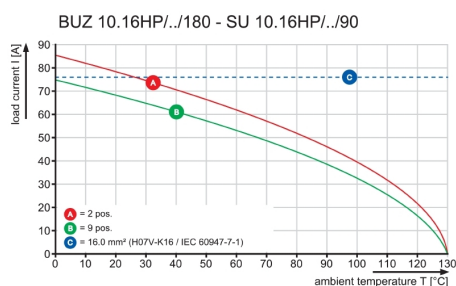
### Product image



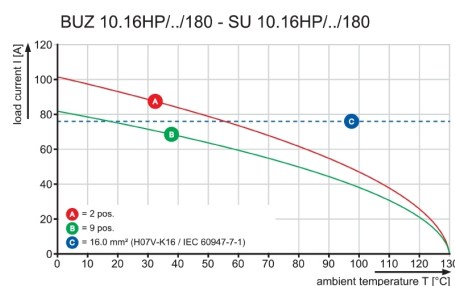
### Dimensional drawing



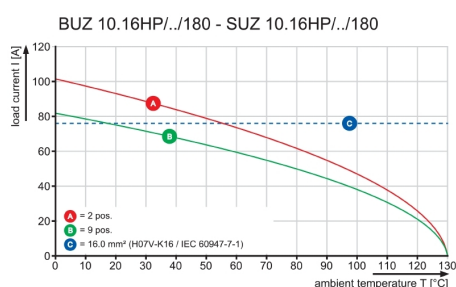
### Graph



### Graph



### Graph





**BUZ 10.16HP/03/180F AG BK BX****Weidmüller Interface GmbH & Co. KG**

Klingenbergstraße 26

D-32758 Detmold

Germany

[www.weidmueller.com](http://www.weidmueller.com)**Accessories****Slotted screwdriver**

Slotted screwdriver with rounded blade SD DIN 5265, ISO 2380/2, output to DIN 5264, ISO 2380/1. ChromTop tip, SoftFinish grip

**General ordering data**

Type	SDS 0.8X4.5X125	Version
Order No.	<a href="#">9009020000</a>	Screwdriver, Screwdriver
GTIN (EAN)	4032248266883	
Qty.	1 pc(s).	

**Crosshead screwdriver Phillips**

Crosshead screwdriver, Phillips, SDK PH DIN 5262, ISO 8764/2-PH, output to ISO 8764-PH, ChromTop tip, SoftFinish grip

**General ordering data**

Type	SDK PH1	Version
Order No.	<a href="#">9008480000</a>	Screwdriver, Screwdriver
GTIN (EAN)	4032248056477	
Qty.	1 pc(s).	

## BUZ 10.16HP/03/180F AG BK BX

Weidmüller Interface GmbH &amp; Co. KG

Klingenbergstraße 26

D-32758 Detmold

Germany

www.weidmueller.com

## Accessories

## Coding elements



**The pluggable connections for power electronics - optimised for modern drive technologies, e.g. motor starters, frequency converters and servo-controllers.**

OMNIMATE Power sets the new standard – with increased safety and innovative solutions such as the pluggable shield, integrated signal contacts and one-handed operation.

The three product lines offer you further advantages:

- Application-oriented scalability: from the compact 4 mm<sup>2</sup> connector for 29 A (IEC) or 20 A (UL) up to the sturdy 16 mm<sup>2</sup> connector for 76 A (IEC) or 54 A (UL)
- Unlimited usage up to 1,000 V (IEC) or 600 V (UL)
- A variety of application optimised mounting options

Our Service:

Design your individual connectors simply by using the

## General ordering data

Type	KO BU/SU 10.16HP WT	Version	Product data	Packaging
Order No.	<a href="#">2592600000</a>	PCB plug-in connector, Accessories, Coding element, Natural, Number		Box
GTIN (EAN)	4050118717389	of poles: 1		
Qty.	50 pc(s).			
Type	KO BU/SU 10.16HP BK	Version	Product data	Packaging
Order No.	<a href="#">1824410000</a>	PCB plug-in connector, Accessories, Coding element, black, Number		Box
GTIN (EAN)	4032248326716	of poles: 1		
Qty.	50 pc(s).			