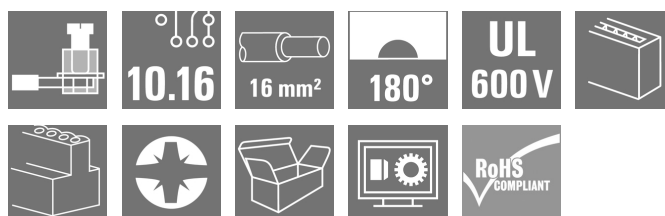


BUZ 10.16HP/02/180 AG BK BX**Weidmüller Interface GmbH & Co. KG**

Klingenbergstraße 26

D-32758 Detmold

Germany

www.weidmueller.com**Product image**

High-performance female header with the proven, 100% maintenance-free Weidmüller steel clamping yoke. Side-by-side mounting without sacrificing any poles or with patented multifunction flange for secure, fast fixing without tools. Maximum connection and operating reliability thanks to a mating profile that prevents incorrect connection, unique coding diversity, protection against incorrect wiring and 4-point silver contact.

General ordering data

Version	PCB plug-in connector, female plug, 10.16 mm, Number of poles: 2, 180°, Clamping yoke connection, Clamping range, max. : 16 mm², Box
Order No.	1924540000
Type	BUZ 10.16HP/02/180 AG BK BX
GTIN (EAN)	4032248564057
Qty.	60 pc(s).
Product data	IEC: 1000 V / 78.3 A / 0.2 - 16 mm² UL: 600 V / 60 A / AWG 22 - AWG 4
Packaging	Box

Creation date July 25, 2024 8:16:11 AM CEST

Catalogue status 13.07.2024 / We reserve the right to make technical changes.

BUZ 10.16HP/02/180 AG BK BX
Weidmüller Interface GmbH & Co. KG

Klingenbergstraße 26

D-32758 Detmold

Germany

www.weidmueller.com
Technical data
Dimensions and weights

Net weight	22.378 g
------------	----------

System Parameters

Product family	OMNIMATE Power - series BU/SU 10.16HP	Type of connection	Field connection
Wire connection method	Clamping yoke connection	Pitch in mm (P)	10.16 mm
Pitch in inches (P)	0.4 "	Conductor outlet direction	180°
Number of poles	2	L1 in mm	10.16 mm
L1 in inches	0.4 "	Number of rows	1
Pin series quantity	1	Rated cross-section	16 mm ²
Touch-safe protection acc. to DIN VDE 57 106	Safe from finger touch	Touch-safe protection acc. to DIN VDE 0470	IP 20
Volume resistance	4.50 mΩ	Can be coded	Yes
Stripping length	12 mm	Tightening torque, min.	1.2 Nm
Tightening torque, max.	2 Nm	Clamping screw	M 4
Screwdriver blade	1.0 x 5.5	Screwdriver blade standard	DIN 5264
Plugging cycles	25	Plugging force/pole, max.	15.5 N
Pulling force/pole, max.	14.5 N		

Material data

Insulating material	PA GF	Colour	black
Colour chart (similar)	RAL 9011	Insulating material group	I
Comparative Tracking Index (CTI)	≥ 600	UL 94 flammability rating	V-0
Contact material	Cu-alloy	Contact surface	silver-plated
Layer structure of plug contact	≥ 3 μm Ag	Storage temperature, min.	-40 °C
Storage temperature, max.	70 °C	Operating temperature, min.	-50 °C
Operating temperature, max.	130 °C	Temperature range, installation, min.	-25 °C
Temperature range, installation, max.	130 °C		

Conductors suitable for connection

Clamping range, min.	0.2 mm ²
Clamping range, max.	16 mm ²
Wire connection cross section AWG, min.	AWG 22
Wire connection cross section AWG, max.	AWG 4
Solid, min. H05(07) V-U	0.2 mm ²
Solid, max. H05(07) V-U	16 mm ²
Stranded, min. H07V-R	6 mm ²
Stranded, max. H07V-R	16 mm ²
Flexible, min. H05(07) V-K	0.5 mm ²
Flexible, max. H05(07) V-K	16 mm ²
w. plastic collar ferrule, DIN 46228 pt 4, 0.25 mm ² min.	
w. plastic collar ferrule, DIN 46228 pt 4, 16 mm ² max.	
w. wire end ferrule, DIN 46228 pt 1, min.	0.25 mm ²
w. wire end ferrule, DIN 46228 pt 1, max.	16 mm ²
Plug gauge in accordance with EN 60999 a x b; ø	5.3mm (B6)

Creation date July 25, 2024 8:16:11 AM CEST

BUZ 10.16HP/02/180 AG BK BX**Weidmüller Interface GmbH & Co. KG**

Klingenbergstraße 26

D-32758 Detmold

Germany

www.weidmueller.com

Technical data

Clampable conductor	Cross-section for conductor connection	Type	fine-wired
		nominal	0.5 mm ²
wire end ferrule	Stripping length	nominal	14 mm
	Recommended wire-end ferrule	H0.5/18 OR	
Cross-section for conductor connection	Type	fine-wired	
	nominal	1 mm ²	
wire end ferrule	Stripping length	nominal	15 mm
	Recommended wire-end ferrule	H1.0/18 GE	
Cross-section for conductor connection	Type	fine-wired	
	nominal	1.5 mm ²	
wire end ferrule	Stripping length	nominal	15 mm
	Recommended wire-end ferrule	H1.5/18D SW	
Stripping length	nominal	12 mm	
	Recommended wire-end ferrule	H1.5/12	
Cross-section for conductor connection	Type	fine-wired	
	nominal	0.75 mm ²	
wire end ferrule	Stripping length	nominal	14 mm
	Recommended wire-end ferrule	H0.75/18 W	
Cross-section for conductor connection	Type	fine-wired	
	nominal	2.5 mm ²	
wire end ferrule	Stripping length	nominal	14 mm
	Recommended wire-end ferrule	H2.5/19D BL	
Stripping length	nominal	12 mm	
	Recommended wire-end ferrule	H2.5/12	
Cross-section for conductor connection	Type	fine-wired	
	nominal	4 mm ²	
wire end ferrule	Stripping length	nominal	12 mm
	Recommended wire-end ferrule	H4.0/12	
Stripping length	nominal	14 mm	
	Recommended wire-end ferrule	H4.0/20D GR	
Cross-section for conductor connection	Type	fine-wired	
	nominal	6 mm ²	
wire end ferrule	Stripping length	nominal	14 mm
	Recommended wire-end ferrule	H6.0/20 SW	
Stripping length	nominal	12 mm	
	Recommended wire-end ferrule	H6.0/12	
Cross-section for conductor connection	Type	fine-wired	
	nominal	10 mm ²	
wire end ferrule	Stripping length	nominal	12 mm
	Recommended wire-end ferrule	H10.0/12	
Stripping length	nominal	15 mm	
	Recommended wire-end ferrule	H10.0/22 EB	
Cross-section for conductor connection	Type	fine-wired	
	nominal	16 mm ²	
wire end ferrule	Stripping length	nominal	12 mm
	Recommended wire-end ferrule	H16.0/12	
Stripping length	nominal	15 mm	
	Recommended wire-end ferrule	H16.0/22 GN	

Creation date July 25, 2024 8:16:11 AM CEST

BUZ 10.16HP/02/180 AG BK BX**Weidmüller Interface GmbH & Co. KG**

Klingenbergstraße 26

D-32758 Detmold

Germany

www.weidmueller.com

Technical data

Reference text Length of ferrules is to be chosen depending on the product and the rated voltage.

Rated data acc. to IEC

tested acc. to standard	IEC 60664-1, IEC 61984	Rated current, min. number of poles (Tu=20°C)	78.3 A
Rated current, max. number of poles (Tu=20°C)	67.9 A	Rated current, min. number of poles (Tu=40°C)	70.6 A
Rated current, max. number of poles (Tu=40°C)	61.3 A	Rated voltage for surge voltage class / pollution degree II/2	1,000 V
Rated voltage for surge voltage class / pollution degree III/2	1,000 V	Rated voltage for surge voltage class / pollution degree III/3	1,000 V
Rated impulse voltage for surge voltage class/ pollution degree II/2	6 kV	Rated impulse voltage for surge voltage class/ pollution degree III/2	8 kV
Rated impulse voltage for surge voltage class/ contamination degree III/3	8 kV	Short-time withstand current resistance	3 x 1s mit 1000 A
Clearance, min.	15.1 mm	Creepage distance, min.	15.1 mm

Rated data acc. to CSA

Institute (CSA)		Certificate No. (CSA)	200039-1842490
Rated voltage (Use group B / CSA)	600 V	Rated voltage (Use group C / CSA)	600 V
Rated voltage (Use group D / CSA)	600 V	Rated current (Use group B / CSA)	60 A
Rated current (Use group C / CSA)	60 A	Rated current (Use group D / CSA)	5 A
Wire cross-section, AWG, min.	AWG 22	Wire cross-section, AWG, max.	AWG 4
Reference to approval values	Specifications are maximum values, details - see approval certificate.		

Rated data acc. to UL 1059

Institute (cURus)		Certificate No. (cURus)	E60693
Rated voltage (Use group B / UL 1059)	600 V	Rated voltage (Use group C / UL 1059)	600 V
Rated voltage (Use group D / UL 1059)	600 V	Rated current (Use group B / UL 1059)	60 A
Rated current (Use group C / UL 1059)	60 A	Rated current (Use group D / UL 1059)	5 A
Wire cross-section, AWG, min.	AWG 22	Wire cross-section, AWG, max.	AWG 4
Reference to approval values	Specifications are maximum values, details - see approval certificate.		

Packing

Packaging	Box	VPE length	352 mm
VPE width	140 mm	VPE height	49 mm

Type tests

Test: Durability of markings	Standard	taking pattern from DIN EN 61984 section 7.3.2 / 04.02 DIN EN 60068-2-70 / 07.96
	Test	mark of origin, type identification, pitch, approval marking cULus, type of material, durability
	Evaluation	available

Creation date July 25, 2024 8:16:11 AM CEST

Catalogue status 13.07.2024 / We reserve the right to make technical changes.

BUZ 10.16HP/02/180 AG BK BX**Weidmüller Interface GmbH & Co. KG**

Klingenbergstraße 26

D-32758 Detmold

Germany

www.weidmueller.com

Technical data

Test: Clampable cross section	Standard	DIN EN 60999-1 section 7 and 9.1 / 12.00, DIN EN 60947-1 section 8.2.4.5.1 / 12.99
	Conductor type	Type of conductor and solid 0.5 mm ² conductor cross-section
		Type of conductor and stranded 0.5 mm ² conductor cross-section
		Type of conductor and solid 16 mm ² conductor cross-section
		Type of conductor and stranded 16 mm ² conductor cross-section
		Type of conductor and AWG 22/1 conductor cross-section
		Type of conductor and AWG 22/19 conductor cross-section
		Type of conductor and AWG 6/7 conductor cross-section
		Type of conductor and AWG 6/19 conductor cross-section
	Evaluation	passed
Test for damage to and accidental loosening of conductors	Standard	DIN EN 60999-1 section 9.4 / 12.00
	Requirement	0.2 kg
	Conductor type	Type of conductor and solid 0.2 mm ² conductor cross-section
	Evaluation	passed
	Requirement	0.3 kg
	Conductor type	Type of conductor and stranded 0.5 mm ² conductor cross-section
		Type of conductor and AWG 22/1 conductor cross-section
		Type of conductor and AWG 22/19 conductor cross-section
	Evaluation	passed
	Requirement	2.9 kg
	Conductor type	Type of conductor and solid 16 mm ² conductor cross-section
		Type of conductor and stranded 16 mm ² conductor cross-section
		Type of conductor and AWG 6/7 conductor cross-section
	Evaluation	passed

BUZ 10.16HP/02/180 AG BK BX**Weidmüller Interface GmbH & Co. KG**

Klingenbergstraße 26

D-32758 Detmold

Germany

www.weidmueller.com

Technical data

Pull-out test	Standard	DIN EN 60999-1 section 9.5 / 12.00
	Requirement	≥10 N
	Conductor type	Type of conductor and solid 0.2 mm ² conductor cross-section
	Evaluation	passed
	Requirement	≥15 N
	Conductor type	Type of conductor and AWG 22/1 conductor cross-section
		Type of conductor and AWG 22/19 conductor cross-section
	Evaluation	passed
	Requirement	≥20 N
	Conductor type	Type of conductor and H05V-K0.5 conductor cross-section
	Evaluation	passed
	Requirement	≥100 N
	Conductor type	Type of conductor and H07V-U16 conductor cross-section
		Type of conductor and H07V-K16 conductor cross-section
		Type of conductor and AWG 6/7 conductor cross-section
	Evaluation	passed

Classifications

ETIM 6.0	EC002638	ETIM 7.0	EC002638
ETIM 8.0	EC002638	ETIM 9.0	EC002638
ECLASS 9.0	27-44-03-09	ECLASS 9.1	27-44-03-09
ECLASS 10.0	27-44-03-09	ECLASS 11.0	27-46-02-02
ECLASS 12.0	27-46-02-02	ECLASS 13.0	27-46-02-02

Environmental Product Compliance

REACH SVHC	/
RoHS Compliance Status	Compliant without exemption

BUZ 10.16HP/02/180 AG BK BX
Weidmüller Interface GmbH & Co. KG

Klingenbergstraße 26

D-32758 Detmold

Germany

www.weidmueller.com
Technical data
Important note

IPC conformity	Conformity: The products are developed, manufactured and delivered according international recognized standards and norms and comply with the assured properties in the data sheet resp. fulfill decorative properties in accordance with IPC-A-610 "Class 2". Further claims on the products can be evaluated on request.
Notes	<ul style="list-style-type: none"> • Additional variants on request • Rated current related to rated cross-section & min. No. of poles. • Wire end ferrule with plastic collar to DIN 46228/4 • Wire end ferrule without plastic collar to DIN 46228/1 • P on drawing = pitch • Rated data refer only to the component itself. Clearance and creepage distances to other components are to be designed in accordance with the relevant application standards. • In accordance with IEC 61984, OMNIMATE-connectors are connectors without breaking capacity (COC). During designated use, connectors are not allowed to be engaged or disengaged when live or under load • Long term storage of the product with average temperature of 50 °C and maximum humidity 70%, 36 months

Approvals

Approvals



ROHS	Conform
UL File Number Search	UL Website
Certificate No. (cURus)	E60693

Downloads

Approval/Certificate/Document of Conformity	Declaration of the Manufacturer
Engineering Data	CAD data – STEP
User Documentation	QR-Code product handling video
Catalogues	Catalogues in PDF-format
Brochures	FL DRIVES EN MB DEVICE MANUF. EN FL DRIVES DE FL HEATING ELECTR EN FL APPL INVERTER EN FL BASE STATION EN FL ELEVATOR EN FL POWER SUPPLY EN FL 72H SAMPLE SER EN PO OMNIMATE EN PO OMNIMATE EN

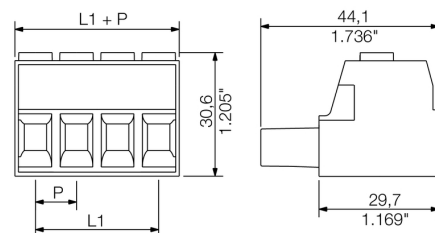

BUZ 10.16HP/02/180 AG BK BX

Weidmüller Interface GmbH & Co. KG
 Klingenbergstraße 26
 D-32758 Detmold
 Germany

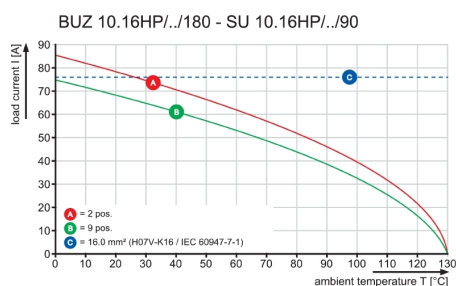
www.weidmueller.com

Drawings

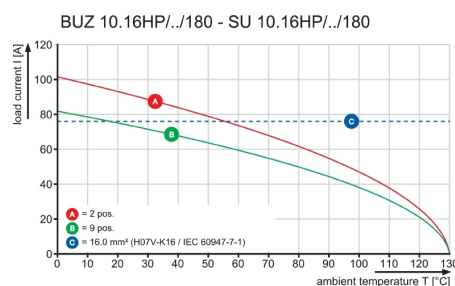
Product image



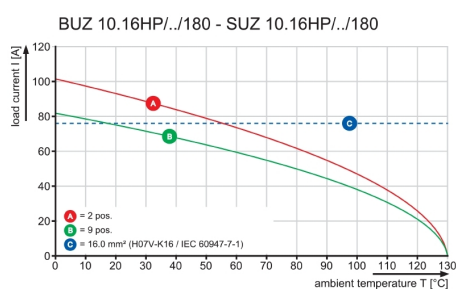
Graph



Graph



Graph



BUZ 10.16HP/02/180 AG BK BX

Weidmüller Interface GmbH & Co. KG
Klingenbergstraße 26
D-32758 Detmold
Germany

www.weidmueller.com

Accessories

Coding elements



The pluggable connections for power electronics - optimised for modern drive technologies, e.g. motor starters, frequency converters and servo-controllers.

OMNIMATE Power sets the new standard – with increased safety and innovative solutions such as the pluggable shield, integrated signal contacts and one-handed operation.

The three product lines offer you further advantages:

- Application-oriented scalability: from the compact 4 mm² connector for 29 A (IEC) or 20 A (UL) up to the sturdy 16 mm² connector for 76 A (IEC) or 54 A (UL)
- Unlimited usage up to 1,000 V (IEC) or 600 V (UL)
- A variety of application optimised mounting options

Our Service:

Design your individual connectors simply by using the

General ordering data

Type	KO BU/SU 10.16HP BK	Version	Product data	Packaging
Order No.	1824410000	PCB plug-in connector, Accessories, Coding element, black, Number		Box
GTIN (EAN)	4032248326716	of poles: 1		
Qty.	50 pc(s).			
Type	KO BU/SU 10.16HP WT	Version	Product data	Packaging
Order No.	2592600000	PCB plug-in connector, Accessories, Coding element, Natural, Number		Box
GTIN (EAN)	4050118717389	of poles: 1		
Qty.	50 pc(s).			

Slotted screwdriver



Slotted screwdriver with rounded blade SD DIN 5265, ISO 2380/2, output to DIN 5264, ISO 2380/1. ChromTop tip, SoftFinish grip

General ordering data

Type	SDS 0.8X4.5X125	Version
Order No.	9009020000	Screwdriver, Screwdriver
GTIN (EAN)	4032248266883	
Qty.	1 pc(s).	

BUZ 10.16HP/02/180 AG BK BX**Weidmüller Interface GmbH & Co. KG**

Klingenbergstraße 26

D-32758 Detmold

Germany

www.weidmueller.com**Accessories****Crosshead screwdriver Pozidriv**

Crosshead screwdriver, Pozidriv, SDK PZ DIN 5262, ISO 8764/2-PZ, output to ISO 8764/1-PZ, ChromTop tip, SoftFinish grip

General ordering data

Type	SDK PZ2	Version
Order No.	9008540000	Screwdriver, Screwdriver
GTIN (EAN)	4032248056538	
Qty.	1 pc(s).	