

HDC HQ 5 FC**Weidmüller Interface GmbH & Co. KG**

Klingenbergstraße 26

D-32758 Detmold

Germany

www.weidmueller.com

A small unit that packs a big punch. The electrical values speak for themselves. Proven HE crimp contacts can also be used here.

Number of poles: **5 (+PE)**Rated current: **16 A**Rated voltage: **250 V**Rated voltage acc. to UL/CSA: **600 V AC/DC**

Crimp connection

General ordering data

Version	HDC insert, Female, 250 V, 16 A, Number of poles: 5, Crimp connection, Size: 1
Order No.	1912460000
Type	HDC HQ 5 FC
GTIN (EAN)	4032248542055
Qty.	1 pc(s).

HDC HQ 5 FC

Weidmüller Interface GmbH & Co. KG

Klingenbergstraße 26

D-32758 Detmold

Germany

www.weidmueller.com

Technical data

Dimensions and weights

Depth	21 mm	Depth (inches)	0.827 inch
Height	40.1 mm	Height (inches)	1.579 inch
Width	21 mm	Width (inches)	0.827 inch
Net weight	12.8 g		

Temperatures

Limit temperature	-40 °C ... 125 °C
-------------------	-------------------

Dimensions

Height of socket	40.1 mm	Total length base	21 mm
Width	21 mm		

General data

BG	1	Colour	beige
Free from halogens	false	Insulating material	PC glass-fibre reinforced (UL-listed and railway-certified)
Insulating material group	IIIa	Insulation strength	10 ¹⁰ Ω
Low smoke acc. DIN EN 45545-2	Yes	Material	Copper alloy
Number of poles	5	Plugging cycles, gold	≥ 500
Plugging cycles, silver	≥ 500	Pollution severity	3
Rated current (DIN EN 61984)	16 A	Rated impulse voltage (DIN EN 61984)	6 kV
Rated voltage (DIN EN 61984)	250 V	Rated voltage according to UL/CSA	600 V AC/DC
Series	HQ	Size	1
Type	Female	Type of connection	Crimp connection
UL 94 flammability rating	V-0	Volume resistance	≤2 mΩ

Connection data PE

Blade size, slotted (PE connection)	SD 0.6 x 3.5	Connection type PE	Screw connection
Fixing screw	M 3	Rated cross-section	2.5 mm ²
Stripping length PE connection	10 mm	Tightening torque, max. PE connection	0.55 Nm
Tightening torque, min. PE connection	0.5 Nm	Wire cross section, AWG (PE), max.	AWG 14
Wire cross section, AWG (PE), min.	AWG 20		

Version

BG	1	Conductor cross-section, max.	4 mm ²
Conductor cross-section, min.	0.5 mm ²	Material	Copper alloy
Size	1	Stripping length, rated connection	7.5 mm
Type of connection	Crimp connection	Volume resistance	≤2 mΩ
Wire connection cross section AWG, max.	AWG 12	Wire connection cross section AWG, min.	AWG 20
Wire connection cross section, finely stranded, max.	2.5 mm ²	Wire connection cross section, finely stranded, min.	0.5 mm ²
Wire connection cross-section, finely stranded with wire-end ferrules DIN 46228/4, max.	2.5 mm ²	Wire connection cross-section, finely stranded with wire-end ferrules DIN 46228/4, min.	0.5 mm ²

HDC HQ 5 FC

Weidmüller Interface GmbH & Co. KG

Klingenbergstraße 26

D-32758 Detmold

Germany

www.weidmueller.com

Technical data

Classifications

ETIM 6.0	EC000438	ETIM 7.0	EC000438
ETIM 8.0	EC000438	ETIM 9.0	EC000438
ECLASS 9.0	27-44-02-05	ECLASS 9.1	27-44-02-05
ECLASS 10.0	27-44-02-05	ECLASS 11.0	27-44-02-05
ECLASS 12.0	27-44-02-05	ECLASS 13.0	27-44-02-05
ECLASS 14.0	27-44-02-05		

Substance	Acetone
Chemical resistance	Resistant
Substance	Ammonia, watery
Chemical resistance	Conditionally resistant
Substance	Petrol
Chemical resistance	Resistant
Substance	Benzene
Chemical resistance	Resistant
Substance	Diesel oil
Chemical resistance	Conditionally resistant
Substance	Acetic acid, concentrated
Chemical resistance	Resistant
Substance	Potassium hydroxide
Chemical resistance	Conditionally resistant
Substance	Methanol
Chemical resistance	Conditionally resistant
Substance	Motor oil
Chemical resistance	Conditionally resistant
Substance	Lye, diluted
Chemical resistance	Resistant
Substance	Hydrochlorofluorocarbons
Chemical resistance	Conditionally resistant
Substance	Outdoor use
Chemical resistance	Conditionally resistant

Environmental Product Compliance

REACH SVHC	Lead 7439-92-1 Potassium perfluorobutane sulfonate 29420-49-3
SCIP	b67daa31-7dca-434d-8290-da7fb52f83a2
Chemical resistance	de.myview.objectmodel.impl.BlockImpl@6fe6298d de.myview.objectmodel.impl.BlockImpl@34cc9bba de.myview.objectmodel.impl.BlockImpl@66d459ed de.myview.objectmodel.impl.BlockImpl@ab6e35e de.myview.objectmodel.impl.BlockImpl@544219c4 de.myview.objectmodel.impl.BlockImpl@40359bd de.myview.objectmodel.impl.BlockImpl@405c63e1 de.myview.objectmodel.impl.BlockImpl@7dcdc4a7 de.myview.objectmodel.impl.BlockImpl@39856ee3 de.myview.objectmodel.impl.BlockImpl@27d516df de.myview.objectmodel.impl.BlockImpl@4b52aaf de.myview.objectmodel.impl.BlockImpl@17ce2e62
RoHS Compliance Status	Compliant with exemption
RoHS Exemption (if applicable/known)	6c

Creation date August 29, 2024 5:36:40 PM CEST

Catalogue status 17.08.2024 / We reserve the right to make technical changes.

HDC HQ 5 FC**Weidmüller Interface GmbH & Co. KG**

Klingenbergstraße 26

D-32758 Detmold

Germany

www.weidmueller.com**Technical data****Approvals**

Approvals



ROHS	Conform
UL File Number Search	UL Website
Certificate No. (cURus)	E92202

Downloads

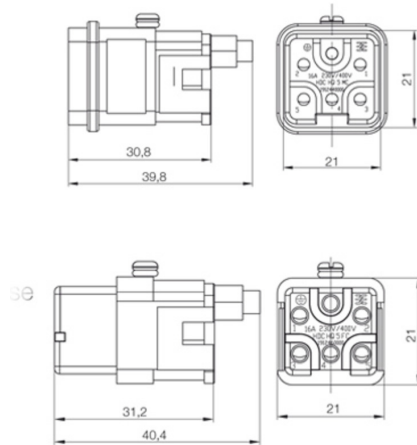
Engineering Data	CAD data – STEP
Catalogues	Catalogues in PDF-format
Brochures	FL FIELDWIRING EN FL FIELDWIRING EN

HDC HQ 5 FC

Weidmüller Interface GmbH & Co. KG
Klingenbergstraße 26
D-32758 Detmold
Germany

www.weidmueller.com

Drawings



HDC HQ 5 FC

Weidmüller Interface GmbH & Co. KG

Klingenbergstraße 26

D-32758 Detmold

Germany

www.weidmueller.com

Accessories

Crimping tools




Crimping tools for turned contacts

- Ratchet guarantees precise crimping
- Release option in the event of incorrect operation
- With stop for exact positioning of the contacts.

General ordering data

Type	CTX CM 1.6/2.5	Version
Order No.	9018490000	Pressing tool, Crimping tool for contacts, 0.14mm ² , 4mm ² , W crimp
GTIN (EAN)	4008190884598	
Qty.	1 pc(s).	
Type	CTIN CM 1.6/2.5	Version
Order No.	9205430000	Pressing tool, Crimping tool for contacts, 0.14mm ² , 6mm ² , 4-indent
GTIN (EAN)	4032248733446	crimp
Qty.	1 pc(s).	

Slotted screwdriver



Slotted screwdriver with rounded blade SD DIN 5265, ISO 2380/2, output to DIN 5264, ISO 2380/1. ChromTop tip, SoftFinish grip

General ordering data

Type	SDS 0.6X3.5X100	Version
Order No.	9008330000	Screwdriver, Screwdriver
GTIN (EAN)	4032248056286	
Qty.	1 pc(s).	
Type	SDS 0.8X4.0X100	Version
Order No.	9008340000	Screwdriver, Screwdriver
GTIN (EAN)	4032248056293	
Qty.	1 pc(s).	

HDC HQ 5 FC

Weidmüller Interface GmbH & Co. KG

Klingenbergstraße 26

D-32758 Detmold

Germany

www.weidmueller.com

Accessories

Crimp contacts HE



Crimps provide a electrical and mechanical connection between wire and contact that is both secure and reliable. The optimal crimp connection is gas-tight and corrosion-resistant.

General ordering data

Type	HDC-C-HE-BM0.5AU	Version
Order No.	1651470000	Heavy-duty connectors, Crimp contact, HE, HEE, HQ, MixMate,
GTIN (EAN)	4008190400149	Female, Conductor cross-section, max.: 0.5, turned, Copper alloy
Qty.	100 pc(s).	
Type	HDC-C-HE-BM0.5AG	Version
Order No.	1201100000	Heavy-duty connectors, Crimp contact, HE, HEE, HQ, MixMate,
GTIN (EAN)	4008190142698	Female, Conductor cross-section, max.: 0.5, turned, Copper alloy
Qty.	100 pc(s).	
Type	HDC-C-HE-BM0.75-1.00AU	Version
Order No.	1651480000	Heavy-duty connectors, Crimp contact, HE, HEE, HQ, MixMate,
GTIN (EAN)	4008190400156	Female, Conductor cross-section, max.: 1, turned, Copper alloy
Qty.	100 pc(s).	
Type	HDC-C-HE-BM4.0AG	Version
Order No.	1201500000	Heavy-duty connectors, Crimp contact, HE, HEE, HQ, MixMate,
GTIN (EAN)	4008190148096	Female, Conductor cross-section, max.: 4, turned, Copper alloy
Qty.	100 pc(s).	
Type	HDC-C-HE-BM1.5AG	Version
Order No.	1201300000	Heavy-duty connectors, Crimp contact, HE, HEE, HQ, MixMate,
GTIN (EAN)	4008190100346	Female, Conductor cross-section, max.: 1.5, turned, Copper alloy
Qty.	100 pc(s).	
Type	HDC-C-HE-BM2.5AG	Version
Order No.	1201400000	Heavy-duty connectors, Crimp contact, HE, HEE, HQ, MixMate,
GTIN (EAN)	4008190047078	Female, Conductor cross-section, max.: 2.5, turned, Copper alloy
Qty.	100 pc(s).	
Type	HDC-C-HE-BM2.5AU	Version
Order No.	1651500000	Heavy-duty connectors, Crimp contact, HE, HEE, HQ, MixMate,
GTIN (EAN)	4008190400170	Female, Conductor cross-section, max.: 2.5, turned, Copper alloy
Qty.	100 pc(s).	
Type	HDC-C-HE-BM0.75-1.00AG	Version
Order No.	1201200000	Heavy-duty connectors, Crimp contact, HE, HEE, HQ, MixMate,
GTIN (EAN)	4008190044480	Female, Conductor cross-section, max.: 1, turned, Copper alloy
Qty.	100 pc(s).	
Type	HDC-C-HE-BM1.5AU	Version
Order No.	1651490000	Heavy-duty connectors, Crimp contact, HE, HEE, HQ, MixMate,
GTIN (EAN)	4008190400163	Female, Conductor cross-section, max.: 1.5, turned, Copper alloy
Qty.	100 pc(s).	

HDC HQ 5 FC

Weidmüller Interface GmbH & Co. KG

Klingenbergstraße 26

D-32758 Detmold

Germany

www.weidmueller.com

Accessories

Type	HDC-C-HE-BM4.0AU	Version
Order No.	1651510000	Heavy-duty connectors, Crimp contact, HE, HEE, HQ, MixMate,
GTIN (EAN)	4008190400187	Female, Conductor cross-section, max.: 4, turned, Copper alloy
Qty.	100 pc(s).	

HE


Various accessories are available for our inserts. This includes coding elements for the inserts.



General ordering data

Type	HDC HE CP	Version
Order No.	1003240000	Heavy-duty connectors, Accessories, Coding System
GTIN (EAN)	4032248698233	
Qty.	100 pc(s).	

Slotted screwdriver



VDE insulated slot-head screwdriver, SDI DIN 7437, ISO 2380/2, drive output acc. to DIN 5264, ISO 2380/1. SoftFinish grip

General ordering data

Type	SDIS 0.6X3.5X100	Version
Order No.	9008390000	Screwdriver, Screwdriver
GTIN (EAN)	4032248056354	
Qty.	1 pc(s).	
Type	SDIS 0.8X4.0X100	Version
Order No.	9008400000	Screwdriver, Screwdriver
GTIN (EAN)	4032248056361	
Qty.	1 pc(s).	

HDC HQ 5 FC**Weidmüller Interface GmbH & Co. KG**

Klingenbergstraße 26

D-32758 Detmold

Germany

www.weidmueller.com**Accessories****Contact removal tools**

Weidmüller offers a variety of crimping tools, contact removal tools, and fibre optic tools.

General ordering data

Type	REMOVAL TOOL HE	Version
Order No.	1866750000	Tools, Contact Removal Tool
GTIN (EAN)	4032248437078	
Qty.	1 pc(s).	

Tightening torques and screwing tools

Screw size	Connector type	Dia. tightening torque in Nm	Recommended blade inserts and AF size for hexagon socket
M 2.5	Signal contacts		
	S 6/6	0.5 - 0.55	SD 0.6 x 3.5 mm or PZ0
	S 6/12	0.5 - 0.55	SD 0.6 x 3.5 mm or PZ0
M 2.9 x 0.5	Fastening screws		
	HQ 4/2	0.8 (plastic) / 1.1 (metal)	SD 0.6 x 3.5 mm or PH0
	HQ 8	0.8 (plastic) / 1.1 (metal)	SD 0.6 x 3.5 mm or PH0
	HQ 17	0.8 (plastic) / 1.1 (metal)	SD 0.6 x 3.5 mm or PH0
M 3	Contact screws		
	HA 3	0.5 - 0.55	SD 0.5 x 3.0 mm
	HA 4	0.5 - 0.55	SD 0.5 x 3.0 mm
	HA 10 bis HA 48	0.5 - 0.55	SD 0.6 x 3.5 mm or PH0
	HE	0.5 - 0.55	SD 0.6 x 3.5 mm or PZ0
	HVE	0.5 - 0.55	SD 0.6 x 3.5 mm or PZ0
	Signal contacts:		
	S 4/2	0.5 - 0.55	SD 0.6 x 3.5 mm or PZ0
	S 4/8	0.5 - 0.55	SD 0.6 x 3.5 mm or PZ0
	PE connection via female contact		
	S 4	0.5 - 0.8	SD 0.6 x 3.5 mm
	ConCept modular frame, metal	0.5 - 0.55	SD 0.6 x 3.5 mm
	PE terminal		
	HQ 5	0.5 - 0.55	SD 0.6 x 3.5 or 0.8 x 4 mm
	HQ 7	0.5 - 0.55	SD 0.6 x 3.5 or 0.8 x 4 mm
	Fastening screws	0.5 - 0.55	SD 0.6 x 3.5 mm or PZ0
	Guide pin	0.5 - 0.55	SD 0.6 x 3.5 mm or PZ0
	Guide bush	0.5 - 0.55	SD 0.6 x 3.5 mm or PZ0
	Coding pins	0.5 - 0.55	SD 0.6 x 3.5 mm or PZ0
M 4	Contact screws		
	HSB	1.2 - 1.5	SD 0.6 x 3.5 or 0.8 x 4 mm or PZ1
	PE connection via male contact		
	S 4	0.5 - 0.8	SD 0.6 x 3.5 mm
	ConCept modular frame, metal	1.2 - 1.5	SD 0.6 x 3.5 mm
	PE terminal		
	HA	1.2 - 1.5	SD 0.6 x 3.5 or 0.8 x 4 mm or PH1
	HE	1.2 - 1.5	SD 0.6 x 3.5 or 0.8 x 4 mm or PH1
	HEE	1.2 - 1.5	SD 0.6 x 3.5 or 0.8 x 4 mm or PH1
	HVE	1.2 - 1.5	SD 0.6 x 3.5 or 0.8 x 4 mm or PH1
	HD	1.2 - 1.5	SD 0.6 x 3.5 or 0.8 x 4 mm or PZ1
	HDD	1.2 - 1.5	SD 0.6 x 3.5 or 0.8 x 4 mm or PZ1
	S 6/6 (for signal contacts)	1.2 - 1.5	0.8 x 4 mm or PZ1
	ConCept modular frame, plastic	1.2 - 1.5	0.8 x 4 mm or PZ1
M 5	PE terminal		
	HSB	2 - 2.5	SD 1 x 5.5 mm or PZ2
	S 4/0 (Screw connection)	2 - 2.5	SD 1.2 x 6.5 mm or PH2
	S 4/0 (Axial screw connection)	2 - 2.5	SD 0.8 x 4 mm or PZ 2
	S 4/2	2 - 2.5	SD 1.2 x 6.5 mm or PH2
	S 4/8	2 - 2.5	SD 1.2 x 6.5 mm or PH2
	S 6/12	2 - 2.5	SD 0.8 x 4 mm or PZ 2
	S 6/36	2 - 2.5	SD 1.2 x 6.5 mm or PH2
	S 8/24	2 - 2.5	SD 1.2 x 6.5 mm or PH2
	S 12/2	2 - 2.5	SD 1.2 x 6.5 mm or PH2
M 6	Power contacts		
	S 4/0 (Screw connection)	1.2 (1.5 mm ²) / 2 (2.5 mm ²) / 3 (4-16 mm ²)	SD 0.8 x 4 mm
	S 4/2	1.2 (1.5 mm ²) / 2 (2.5 mm ²) / 3 (4-16 mm ²)	SD 0.8 x 4 mm
	S 4/8	1.2 (1.5 mm ²) / 2 (2.5 mm ²) / 3 (4-16 mm ²)	SD 0.8 x 4 mm
M 7 x 0.75	Power contacts		
	S 4	1.1 - 1.7	SW 2
	S 6/6 (+ PE)	6 - 8	SW 4
M 8 x 0.75	Power contacts		
	S 6/12	1.1 - 1.7	SW 2
	S 8/0 (+ PE)	6 (10-16 mm ²) - 7 (25 mm ²)	SW 4
M10 x 1	Power contacts		
	S 4/0 (Axial connection)	2 - 3	SW 3

Increasing the tightening torque does not improve the contact resistance. The stated torque settings offer optimal mechanical, thermal and electrical conditions. Exceeding the recommended values may even damage the conductor and terminal.