


WPE 4/ZR**Weidmüller Interface GmbH & Co. KG**

Klingenbergstraße 26

D-32758 Detmold

Germany

www.weidmueller.com**Product image**

A protective feed through terminal block is an electrical conductor for the purpose of safety and is used in many applications. To establish the electrical and mechanical connection between copper conductors and the mounting support plate, PE terminal blocks are used. They have one or more contact points for connection with and/or bifurcation of protective earth conductors.

General ordering data

| | |
|------------|--|
| Version | PE terminal, Screw connection, 4 mm ² , 800 V, 8 A, Number of connections: 2, Number of levels: 1, Green/yellow |
| Order No. | 1905120000 |
| Type | WPE 4/ZR |
| GTIN (EAN) | 4032248523375 |
| Qty. | 50 pc(s). |

WPE 4/ZR

Weidmüller Interface GmbH & Co. KG

Klingenbergstraße 26

D-32758 Detmold

Germany

www.weidmueller.com

Technical data

Dimensions and weights

| | | | |
|--------------------------|-----------|----------------|------------|
| Depth | 52.8 mm | Depth (inches) | 2.079 inch |
| Depth including DIN rail | 53.3 mm | Height | 63.5 mm |
| Height (inches) | 2.5 inch | Width | 6.1 mm |
| Width (inches) | 0.24 inch | Net weight | 15.957 g |

Temperatures

| | | | |
|----------------------------------|----------------|----------------------------------|---|
| Storage temperature | | Operating temperature range | For operating temperature range see EC Design Test Certificate / IEC Ex-Certificate of Conformity |
| | -25 °C...55 °C | | |
| Continuous operating temp., min. | -60 °C | Continuous operating temp., max. | 130 °C |

Material data

| | | | |
|---------------------------|-------|--------|--------------|
| Material | Wemid | Colour | Green/yellow |
| UL 94 flammability rating | V-0 | | |

Rating data IECEx/ATEX

| | | | |
|--------------------------------|---|---------------------------------|-------------------|
| Certificate No. (ATEX) | DEMKO14ATEX1338U | Certificate No. (IECEX) | IECEXULD14.0005U |
| Wire cross section max. (ATEX) | 4 mm ² | Wire cross section max. (IECEX) | 4 mm ² |
| Operating temperature range | For operating temperature range see EC Design Test Certificate / IEC Ex-Certificate of Conformity | Marking EN 60079-7 | |
| Ex 2014/34/EU label | II 2 G D | | Ex eb II C Gb |

System specifications

| | | | |
|-------------------------------------|--|-------------------------------|-----|
| Version | Screw connection, Additional connection, With PE connection, One end without connector | End cover plate required | Yes |
| Number of potentials | 1 | Number of levels | 1 |
| Number of clamping points per level | 3 | Number of potentials per tier | 1 |
| Levels cross-connected internally | No | PE connection | Yes |
| Rail | TS 35 | N-function | No |
| PE function | Yes | PEN function | No |

Additional technical data

| | | | |
|---------------------|-----------------|-----------------------------|---------|
| Installation advice | when screwed in | Number of similar terminals | 1 |
| Open sides | right | Type of mounting | Snap-on |

CSA rating data

| | | | |
|-------------------------------|----------------|-------------------------------|--------|
| Certificate No. (CSA) | 200039-1057876 | Wire cross section max. (CSA) | 10 AWG |
| Wire cross section min. (CSA) | 30 AWG | | |

WPE 4/ZR

Weidmüller Interface GmbH & Co. KG

Klingenbergstraße 26

D-32758 Detmold

Germany

www.weidmueller.com

Technical data

Conductors for clamping (additional connection)

| | | | |
|---|---------------------|---|---------------------|
| Blade size, additional connection | 0.6 x 3.5 mm | Clamping range, further connection, max. | 6 mm ² |
| Clamping range, further connection, min. | 0.5 mm ² | Conductor cross-section, flexible plus plastic collar DIN 46228/1, further connection, max. | 4 mm ² |
| Conductor cross-section, flexible plus plastic collar DIN 46228/1, further connection, min. | 0.5 mm ² | Conductor cross-section, flexible, further connection, min. | 0.5 mm ² |
| Connection direction | on side | Connection type, additional connection | Screw connection |
| Cross-section for connected wire, AWG, additional connection, max. | AWG 10 | Cross-section for connected wire, AWG, additional connection, min. | AWG 26 |
| Cross-section for connected wire, flexible, further connection, max. | 4 mm ² | Cross-section for connected wire, multi-core, further connection, max. | 4 mm ² |
| Cross-section for connected wire, multi-core, further connection, min. | 0.5 mm ² | Cross-section for connected wire, solid-core, further connection, max. | 6 mm ² |
| Cross-section for connected wire, solid-core, further connection, min. | 0.5 mm ² | Number of connections, additional connection | 1 |
| Rated cross-section, further connection | 4 mm ² | Stripping length, additional connection | 10 mm |
| Terminal screw, additional connection | M 3 | Tightening torque, additional connection, max. | 0.8 Nm |
| Tightening torque, additional connection, min. | 0.5 Nm | | |

Conductors for clamping (rated connection)

| | | | |
|---|----------------------|---|---------------------|
| Blade size | 0.6 x 3.5 mm | Clamping range, max. | 6 mm ² |
| Clamping range, min. | 0.05 mm ² | Clamping screw | M 3 |
| Connection cross-section, stranded, max. | 4 mm ² | Connection cross-section, stranded, min. | 0.5 mm ² |
| Connection direction | on side | Gauge to IEC 60947-1 | A4 |
| Number of connections | 2 | Stripping length | 10 mm |
| Tightening torque, max. | 0.8 Nm | Tightening torque, min. | 0.5 Nm |
| Torque level with DMS electric screwdriver | 2 | Type of connection | Screw connection |
| Wire connection cross section AWG, max. | AWG 10 | Wire connection cross section AWG, min. | AWG 26 |
| Wire connection cross section, finely stranded, max. | 4 mm ² | Wire connection cross section, finely stranded, min. | 0.5 mm ² |
| Wire connection cross-section, finely stranded with wire-end ferrules DIN 46228/1, max. | 4 mm ² | Wire connection cross-section, finely stranded with wire-end ferrules DIN 46228/1, min. | 0.5 mm ² |
| Wire connection cross-section, finely stranded with wire-end ferrules DIN 46228/4, max. | 4 mm ² | Wire connection cross-section, finely stranded with wire-end ferrules DIN 46228/4, min. | 0.5 mm ² |
| Wire connection cross-section, solid core, max. | 6 mm ² | Wire connection cross-section, solid core, min. | 0.5 mm ² |

Dimensions

| | |
|--------------|-------|
| TS 35 offset | 28 mm |
|--------------|-------|

General

| | | | |
|---|-----------------|---|--------|
| Installation advice | when screwed in | Rail | TS 35 |
| Standards | IEC 60947-7-2 | Wire connection cross section AWG, max. | AWG 10 |
| Wire connection cross section AWG, min. | AWG 26 | | |

Creation date June 4, 2024 9:04:10 PM CEST

WPE 4/ZR

Weidmüller Interface GmbH & Co. KG

Klingenbergstraße 26

D-32758 Detmold

Germany

www.weidmueller.com

Technical data

PE rating data

| | | | |
|--------------------------|----------------------------|--------------|----|
| Rated short-time current | 480 A (4 mm ²) | PEN function | No |
|--------------------------|----------------------------|--------------|----|

Rating data

| | | | |
|--|-------------------|--|--------|
| Rated cross-section | 4 mm ² | Rated voltage to adjoining terminal | 800 V |
| Rated DC voltage | 800 V | Rated current | 8 A |
| Standards | IEC 60947-7-2 | Volume resistance according to IEC 60947-7-x | 1 mΩ |
| Rated impulse withstand voltage to adjacent terminal | 8 kV | Power loss in accordance with IEC 60947-7-x | 1.02 W |
| Pollution severity | 3 | | |

UL rating data

| | | | |
|--|--------|--|--------|
| Certificate No. (cURus) | E60693 | Conductor size Factory wiring max. (cURus) | 10 AWG |
| Conductor size Factory wiring min. (cURus) | 30 AWG | Conductor size Field wiring max. (cURus) | 10 AWG |
| Conductor size Field wiring min. (cURus) | 30 AWG | | |

Classifications

| | | | |
|-------------|-------------|-------------|-------------|
| ETIM 6.0 | EC000901 | ETIM 7.0 | EC000901 |
| ETIM 8.0 | EC000901 | ETIM 9.0 | EC000901 |
| ECLASS 9.0 | 27-14-11-41 | ECLASS 9.1 | 27-14-11-41 |
| ECLASS 10.0 | 27-14-11-41 | ECLASS 11.0 | 27-14-11-41 |
| ECLASS 12.0 | 27-14-11-41 | ECLASS 13.0 | 27-25-01-03 |

Approvals

Approvals



| | |
|-------------------------|------------|
| ROHS | Conform |
| UL File Number Search | UL Website |
| Certificate No. (cURus) | E60693 |

WPE 4/ZR**Weidmüller Interface GmbH & Co. KG**

Klingenbergstraße 26

D-32758 Detmold

Germany

www.weidmueller.com**Technical data****Downloads**

| | |
|---|--|
| Approval/Certificate/Document of Conformity | Attestation of Conformity |
| | IECEX Certificate |
| | CE Declaration of Conformity |
| | ATEX Certificate |
| | UKCA declaration of conformity |
| | Confirmation of Standards EN 45545-2_2020-10 |
| Engineering Data | CAD data – STEP |
| Engineering Data | Zuken E3.S |
| User Documentation | NTI WDU/WPE 4 ZR |
| | StorageConditionsTerminalBlocks |
| Catalogues | Catalogues in PDF-format |
| Brochures | |

WPE 4/ZR

Weidmüller Interface GmbH & Co. KG

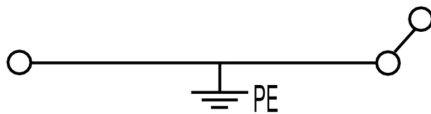
Klingenbergstraße 26

D-32758 Detmold

Germany

www.weidmueller.com

Drawings



WPE 4/ZR

Weidmüller Interface GmbH & Co. KG

Klingenbergstraße 26

D-32758 Detmold

Germany

www.weidmueller.com

Accessories

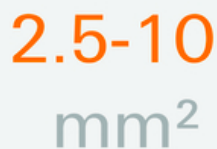
W-Series

W
Series

A partition plate is used for the optical separation of circuits or used for electrical isolation from neighbouring cross-connectors. In contrast to the end plate, the contour can be larger than the adjacent terminal blocks. However, it should not be smaller, as otherwise the required clearance and creepage distances within the application can no longer be maintained.

General ordering data

| Type | WTW EN | Version |
|------------|----------------------------|---|
| Order No. | 1058800000 | Partition plate (terminal), Intermediate plate, 86 mm x 62 mm, dark |
| GTIN (EAN) | 4008190140175 | beige |
| Qty. | 20 pc(s). | |

2.5-10 mm²2.5-10
mm²

End plates are fitted to the open side of the last modular terminal before the end bracket. The use of an end plate ensures the function of the modular terminal and the specified rated voltage. It guarantees protection against contact with live parts and makes the final terminal finger-proof.

General ordering data

| Type | WAP 2.5-10/0.5MM | Version |
|------------|----------------------------|--|
| Order No. | 1966380000 | End plate (terminals), 54.5 mm x 0.35 mm, dark beige |
| GTIN (EAN) | 4032248688616 | |
| Qty. | 50 pc(s). | |

WPE 4/ZR

Weidmüller Interface GmbH & Co. KG


Klingenbergstraße 26

D-32758 Detmold

Germany

www.weidmueller.com

Accessories

4 mm²4
mm²

End plates are fitted to the open side of the last modular terminal before the end bracket. The use of an end plate ensures the function of the modular terminal and the specified rated voltage. It guarantees protection against contact with live parts and makes the final terminal finger-proof.

General ordering data

| | | |
|------------|----------------------------|--|
| Type | WAP WDU/WTR4/ZR | Version |
| Order No. | 1905070000 | End plate (terminals), 61.94 mm x 1.5 mm, dark beige |
| GTIN (EAN) | 4032248523320 | |
| Qty. | 50 pc(s). | |

W-Series

W
Series

Weidmüller's range of products includes end brackets that guarantee a permanent, reliable mounting on the terminal rail and prevent sliding. Versions with and without screws are available. The end brackets include marking options, also for group markers, and also a test plug holder.

General ordering data

| | | |
|------------|----------------------------|--|
| Type | WEW 35/2 | Version |
| Order No. | 1061200000 | End bracket, Wemid, dark beige, Rail: TS 35, when screwed in |
| GTIN (EAN) | 4008190030230 | |
| Qty. | 50 pc(s). | |

WPE 4/ZR

Weidmüller Interface GmbH & Co. KG

Klingenbergstraße 26

D-32758 Detmold

Germany

www.weidmueller.com

Accessories

Marker holder




The marker holder offer the possibility of additional mounting of standard markers with a pitch of 5 or 5.1 mm. The angled holders can be optionally snapped together and could be mounted in all standard marking channels of the Klippon® Connect modular terminal blocks. Fitting marker types could be found under the respective accessories of the designation marking holder.

General ordering data

| | | |
|------------|----------------------------|----------------------------|
| Type | BZT 1 WS 10/5 | Version |
| Order No. | 1805490000 | Accessories, Marker holder |
| GTIN (EAN) | 4032248270231 | |
| Qty. | 100 pc(s). | |
| Type | BZT 1 ZA WS 10/5 | Version |
| Order No. | 1805520000 | Accessories, Marker holder |
| GTIN (EAN) | 4032248270248 | |
| Qty. | 100 pc(s). | |

Slotted screwdriver



Slotted screwdriver with rounded blade SD DIN 5265, ISO 2380/2, output to DIN 5264, ISO 2380/1. ChromTop tip, SoftFinish grip

General ordering data

| | | |
|------------|----------------------------|--------------------------|
| Type | SDS 0.6X3.5X100 | Version |
| Order No. | 9008330000 | Screwdriver, Screwdriver |
| GTIN (EAN) | 4032248056286 | |
| Qty. | 1 pc(s). | |

WPE 4/ZR

Weidmüller Interface GmbH & Co. KG

Klingenbergstraße 26

D-32758 Detmold

Germany

www.weidmueller.com

Accessories

DEK 5/6



WS/ DEK

MultiMark terminal markers use an innovative composite material made from two components. The hard base contour of the marker snaps securely into the connector. The elastic surface finish makes the marker easy to mount. This specially punched material enables the strips to be stretched to accommodate the slight variations in spacing that tend to add up, especially with long terminal blocks. Another advantage: the excellent printability of the surface material guarantees durable and wear-resistant labelling. A print resolution of 300 dpi also produces a very legible script.

Your benefits with MultiMark

- Firm hold and durable printing
- Continuous strips save installation time
- Easy mounting thanks to an innovative composite material
- Large label field for optimal legibility
- High flexibility thanks to manufacturer independence

General ordering data

| | | |
|------------|----------------------------|--|
| Type | DEK 5/6 MM WS | Version |
| Order No. | 2007120000 | Dekafix, Terminal marker, 5 x 6 mm, Weidmueller, white |
| GTIN (EAN) | 4050118392104 | |
| Qty. | 600 pc(s). | |

WPE 4/ZR**Weidmüller Interface GmbH & Co. KG**

Klingenbergstraße 26

D-32758 Detmold

Germany

www.weidmueller.com**Accessories****Blank**

The Dekafix (DEK) marker is the universal marker for all conductor and plug-in connectors as well as for electronic sub-assemblies. The system is ideal for short number sequences and covers a wide range of ready-printed markers.

Strips for fast installation in only one work step. The printing is easy to read, rich in contrast and available in various widths.

- Large range of ready-to-use markers
- Strips for fast installation
- Terminal markers, suitable for all Weidmüller cable connectors
- Available as blank MultiCard or with standard printing

For custom printing: Please send us a file of our labeling software M-Print PRO or M-Print PRO Online (without installation) for your labeling specifications.

General ordering data

| | | |
|------------|----------------------------|---|
| Type | DEK 5/6 MC NE WS | Version |
| Order No. | 1609820000 | Dekafix, Terminal marker, 5 x 6 mm, Pitch in mm (P): 6.00 |
| GTIN (EAN) | 4008190203436 | Weidmueller, white |
| Qty. | 1,000 pc(s). | |