

**WSI 4****Weidmüller Interface GmbH & Co. KG**

Klingenbergstraße 26

D-32758 Detmold

Germany

[www.weidmueller.com](http://www.weidmueller.com)**Product image**

In some applications it is useful to protect the feed through connection with a separate fuse. Fuse terminal blocks are made up of one terminal block bottom section with a fuse insertion carrier. The fuses vary from pivoting fuse levers and pluggable fuse holders to screwable closures and flat plug-in fuses.

**General ordering data**

Version	Fuse terminal, Screw connection, black, 4 mm <sup>2</sup> , 6.3 A, 500 V, Number of connections: 2, Number of levels: 1, TS 35, V-O, Wemid, G-Si. 5 x 20
Order No.	<a href="#">1886580000</a>
Type	WSI 4
GTIN (EAN)	4032248492060
Qty.	50 pc(s).

## WSI 4

Weidmüller Interface GmbH &amp; Co. KG

Klingenbergstraße 26

D-32758 Detmold

Germany

www.weidmueller.com

## Technical data

## Dimensions and weights

Depth	42.5 mm	Depth (inches)	1.673 inch
Depth including DIN rail	54 mm	Height	50.7 mm
Height (inches)	1.996 inch	Width	8 mm
Width (inches)	0.315 inch	Net weight	9.76 g

## Temperatures

Storage temperature	-25 °C...55 °C	Continuous operating temp., min.	-50 °C
Continuous operating temp., max.	120 °C		

## Material data

Material	Wemid	Colour	black
UL 94 flammability rating	V-0		

## System specifications

Version	Screw connection, Fuse isolator, in closed state	End cover plate required	No
Number of potentials	1	Number of levels	1
Number of clamping points per level	2	Number of potentials per tier	1
Levels cross-connected internally	No	PE connection	No
Rail	TS 35	N-function	No
PE function	No	PEN function	No

## 2 clampable conductors (H05V/H07V) with equal cross-section (rated connection)

Cross-section for connected wire, solid, two clampable wires, max.	1.5 mm <sup>2</sup>	Cross-section for connected wire, solid, two clampable wires, min.	0.5 mm <sup>2</sup>
Wire connection cross section, finely stranded with wire-end ferrules DIN 46228/1, 2 clampable wires, max.	1.5 mm <sup>2</sup>	Wire connection cross section, finely stranded with wire-end ferrules DIN 46228/1, 2 clampable wires, min.	0.5 mm <sup>2</sup>
Wire connection cross section, finely stranded, two clampable wires, min.	0.5 mm <sup>2</sup>	Wire cross-section, finely stranded, two clampable wires, max.	1.5 mm <sup>2</sup>

## Additional technical data

Number of similar terminals	1	Type of mounting	Snap-on
-----------------------------	---	------------------	---------

## CSA rating data

Certificate No. (CSA)	200039-1575489	Current size C (CSA)	15 A
Voltage size C (CSA)	300 V	Wire cross section max. (CSA)	12 AWG
Wire cross section min. (CSA)	30 AWG		

## Conductors for clamping (additional connection)

Connection type, additional connection Screw connection

## Conductors for clamping (rated connection)

Blade size 0.6 x 3.5 mm

## WSI 4

Weidmüller Interface GmbH &amp; Co. KG

Klingenbergstraße 26

D-32758 Detmold

Germany

www.weidmueller.com

## Technical data

Clampable conductor	Connection specification		Screw connection		
	Cross-section for conductor connection	Type	solid, H05(07) V-U		
		min.	0.5 mm <sup>2</sup>		
		max.	4 mm <sup>2</sup>		
		nominal	4 mm <sup>2</sup>		
	wire end ferrule	Stripping length	min.	8 mm	
			max.	8 mm	
			nominal	8 mm	
		Tightening torque	min.	0.4 Nm	
			max.	0.4 Nm	
		Recommended wire-end ferrule			
	Connection specification		Screw connection		
	Cross-section for conductor connection	Type	stranded, H07V-R		
		min.	1.5 mm <sup>2</sup>		
		max.	4 mm <sup>2</sup>		
		nominal	4 mm <sup>2</sup>		
	wire end ferrule	Stripping length	min.	8 mm	
			max.	8 mm	
			nominal	8 mm	
		Tightening torque	min.	0.4 Nm	
			max.	0.4 Nm	
		Recommended wire-end ferrule			
	Connection specification		Screw connection		
	Cross-section for conductor connection	Type	flexible, H05(07) V-K		
		min.	0.5 mm <sup>2</sup>		
		max.	4 mm <sup>2</sup>		
		nominal	4 mm <sup>2</sup>		
wire end ferrule	Stripping length	min.	8 mm		
		max.	8 mm		
		nominal	8 mm		
	Tightening torque	min.	0.4 Nm		
		max.	0.4 Nm		
	Recommended wire-end ferrule				
Clamping range, max.		4 mm <sup>2</sup>			
Clamping range, min.		0.5 mm <sup>2</sup>			
Clamping screw		M 3			
Connection cross-section, stranded, max.		4 mm <sup>2</sup>			
Connection cross-section, stranded, min.		1.5 mm <sup>2</sup>			
Connection direction		on side			
Gauge to IEC 60947-1		A3			
Number of connections		2			
Stripping length		8 mm			
Tightening torque, max.		0.4 Nm			
Tightening torque, min.		0.4 Nm			
Torque level with DMS electric screw-driver		2			
Type of connection		Screw connection			
Type of connection 2		Screw connection			
Wire connection cross section AWG, max.		AWG 12			
Wire connection cross section AWG, min.		AWG 22			
Wire connection cross section, finely stranded, max.		4 mm <sup>2</sup>			

Creation date November 6, 2024 6:16:29 PM CET

## WSI 4

Weidmüller Interface GmbH &amp; Co. KG

Klingenbergstraße 26

D-32758 Detmold

Germany

www.weidmueller.com

## Technical data

Wire connection cross section, finely stranded, min.	0.5 mm <sup>2</sup>
--	---------------------

Wire connection cross-section, finely stranded with wire-end ferrules DIN 46228/1, max.	2.5 mm <sup>2</sup>
---	---------------------

Wire connection cross-section, finely stranded with wire-end ferrules DIN 46228/1, min.	0.5 mm <sup>2</sup>
---	---------------------

Wire connection cross-section, solid core, max.	4 mm <sup>2</sup>
---	-------------------

Wire connection cross-section, solid core, min.	0.5 mm <sup>2</sup>
---	---------------------

## Dimensions

TS 35 offset	32.5 mm
--------------	---------

## Display element

Type of voltage for indicator	AC/DC
-------------------------------	-------

## Fuse terminals

Cartridge fuse	G-Si. 5 x 20
----------------	--------------

Fuse holder (cartridge holder)	Pivoting
--------------------------------	----------

Power loss for overload and short-circuit protection for a composite arrangement	1.6 W at 6.3 A @ 23°C
--	-----------------------

Power loss for short-circuit protection only for a composite arrangement	2.5 W at 6.3 A @ 47°C
--	-----------------------

Type of voltage for indicator	AC/DC
-------------------------------	-------

Display	Without LED
---------	-------------

Operating voltage, max.	250 V
-------------------------	-------

Power loss for overload and short-circuit protection for an individual arrangement	1.6 W at 6.3 A @ 34°C
--	-----------------------

Power loss for short-circuit protection only for an individual arrangement	4.0 W at 6.3 A @ 63°C
--	-----------------------

## General

Rail	TS 35
------	-------

Wire connection cross section AWG, max.	AWG 12
---	--------

Standards	IEC 60947-7-3
-----------	---------------

Wire connection cross section AWG, min.	AWG 22
---	--------

## Rating data

Rated cross-section	4 mm <sup>2</sup>
---------------------	-------------------

Rated voltage to adjoining terminal	500 V
-------------------------------------	-------

Rated current	6.3 A
---------------	-------

Standards	IEC 60947-7-3
-----------	---------------

Rated impulse withstand voltage	6 kV
---------------------------------	------

Pollution severity	3
--------------------	---

Rated voltage	500 V
---------------	-------

Rated DC voltage	500 V
------------------	-------

Current at maximum wires	6.3 A
--------------------------	-------

Volume resistance according to IEC 60947-7-x	1 mΩ
--	------

Power loss in accordance with IEC 60947-7-x	1.02 W
---	--------

## UL rating data

Certificate No. (cURus)	E60693
-------------------------	--------

Conductor size Factory wiring min. (cURus)	30 AWG
--	--------

Conductor size Field wiring min. (cURus)	30 AWG
--	--------

Current size C (cURus)	15 A
------------------------	------

Voltage size C (cURus)	300 V
------------------------	-------

Conductor size Factory wiring max. (cURus)	12 AWG
--	--------

Conductor size Field wiring max. (cURus)	12 AWG
--	--------

Current size B (cURus)	15 A
------------------------	------

Voltage size B (cURus)	300 V
------------------------	-------

## WSI 4

Weidmüller Interface GmbH &amp; Co. KG

Klingenbergstraße 26

D-32758 Detmold

Germany

www.weidmueller.com

## Technical data

## Classifications

ETIM 6.0	EC000899	ETIM 7.0	EC000899
ETIM 8.0	EC000899	ETIM 9.0	EC000899
ECLASS 9.0	27-14-11-16	ECLASS 9.1	27-14-11-16
ECLASS 10.0	27-14-11-16	ECLASS 11.0	27-14-11-16
ECLASS 12.0	27-14-11-16	ECLASS 13.0	27-25-01-13
ECLASS 14.0	27-25-01-13		

## Environmental Product Compliance

RoHS Compliance Status	Compliant without exemption
REACH SVHC	No SVHC above 0.1 wt%

## Important note

Product information	The voltage depends on the selected fuse element or the selected indicator light
---------------------	--

## Approvals

Approvals



ROHS	Conform
UL File Number Search	UL Website
Certificate No. (cURus)	E60693

## Downloads

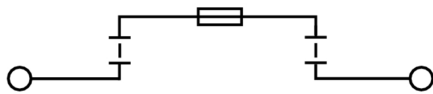
Approval/Certificate/Document of Conformity	<a href="#">CB Testreport</a> <a href="#">CB Certificate</a> <a href="#">CB Test certificate</a> <a href="#">Lloyds Register Certificate</a> <a href="#">CE Declaration of Conformity</a> <a href="#">UKCA declaration of conformity</a> <a href="#">Confirmation of Standards EN 45545-2_2020-10</a>
Engineering Data	<a href="#">CAD data – STEP</a>
User Documentation	<a href="#">StorageConditionsTerminalBlocks</a>
Catalogues	<a href="#">Catalogues in PDF-format</a>
Brochures	

## WSI 4

**Weidmüller Interface GmbH & Co. KG**  
Klingenbergstraße 26  
D-32758 Detmold  
Germany

[www.weidmueller.com](http://www.weidmueller.com)

## Drawings



## WSI 4

Weidmüller Interface GmbH &amp; Co. KG

Klingenbergstraße 26

D-32758 Detmold

Germany

www.weidmueller.com

## Accessories

## Combined screwing and cutting tool "Swiftly®"

Combined cutting/screwing tool: Swiftly® and Swiftly® set for clean cutting of copper cables up to 1.5 mm<sup>2</sup> (solid) and 2.5 mm<sup>2</sup> (flexible)



## General ordering data

Type	SWIFTY SET	Version
Order No.	<a href="#">9006060000</a>	Cutting and screwing-tool, Cutting tool for one-hand operation
GTIN (EAN)	4032248257638	
Qty.	1 pc(s).	

## Marker holder



The marker holder offer the possibility of additional mounting of standard markers with a pitch of 5 or 5.1 mm. The angled holders can be optionally snapped together and could be mounted in all standard marking channels of the Klippon® Connect modular terminal blocks. Fitting marker types could be found under the respective accessories of the designation marking holder.

## General ordering data

Type	BZT 1 ZA WS 10/5	Version
Order No.	<a href="#">1805520000</a>	Accessories, Marker holder
GTIN (EAN)	4032248270248	
Qty.	100 pc(s).	

Type	BZT 1 WS 10/5	Version
Order No.	<a href="#">1805490000</a>	Accessories, Marker holder
GTIN (EAN)	4032248270231	
Qty.	100 pc(s).	

## WSI 4

Weidmüller Interface GmbH &amp; Co. KG

Klingenbergstraße 26

D-32758 Detmold

Germany

www.weidmueller.com

## Accessories

## Blank



The Dekafix (DEK) marker is the universal marker for all conductor and plug-in connectors as well as for electronic sub-assemblies. The system is ideal for short number sequences and covers a wide range of ready-printed markers.

Strips for fast installation in only one work step. The printing is easy to read, rich in contrast and available in various widths.

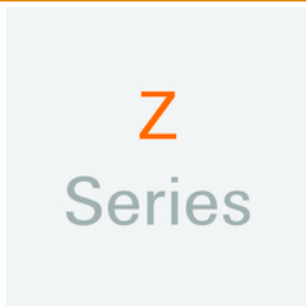
- Large range of ready-to-use markers
- Strips for fast installation
- Terminal markers, suitable for all Weidmüller cable connectors
- Available as blank MultiCard or with standard printing

**For custom printing:** Please send us a file of our labeling software M-Print PRO or M-Print PRO Online (without installation) for your labeling specifications.

## General ordering data

Type	DEK 5/5 MC NE WS	Version
Order No.	<a href="#">1609801044</a>	Dekafix, Terminal marker, 5 x 5 mm, Pitch in mm (P): 5.00
GTIN (EAN)	4008190397111	Weidmueller, white
Qty.	1,000 pc(s).	

## Z-Series



Weidmüller's range of products includes end brackets that guarantee a permanent, reliable mounting on the terminal rail and prevent sliding. Versions with and without screws are available. The end brackets include marking options, also for group markers, and also a test plug holder.

## General ordering data

Type	ZST 1	Version
Order No.	<a href="#">1269070000</a>	Accessories, Accessories holder
GTIN (EAN)	4050118094091	
Qty.	25 pc(s).	



## WSI 4

Weidmüller Interface GmbH &amp; Co. KG

Klingenbergstraße 26

D-32758 Detmold

Germany

www.weidmueller.com

## Accessories

## Slotted screwdriver




Slotted screwdriver with rounded blade SD DIN 5265, ISO 2380/2, output to DIN 5264, ISO 2380/1. ChromTop tip, SoftFinish grip

## General ordering data

Type	SDS 0.6X3.5X100	Version
Order No.	<a href="#">9008330000</a>	Screwdriver, Screwdriver
GTIN (EAN)	4032248056286	
Qty.	1 pc(s).	

## 5x20



For protection against overcurrent, we offer cartridge fuse with dimensions 5x20 mm in sizes from 100 mA to 6.3 A.

## General ordering data

Type	G 20/0.25A/F	Version
Order No.	<a href="#">0430500000</a>	Miniature fuse, quick-acting, 0.25 A, G-Si. 5 x 20
GTIN (EAN)	4008190153991	
Qty.	10 pc(s).	
Type	G 20/2.00A/F	Version
Order No.	<a href="#">0430900000</a>	Miniature fuse, quick-acting, 2 A, G-Si. 5 x 20
GTIN (EAN)	4008190123567	
Qty.	10 pc(s).	
Type	G 20/1.00A/F	Version
Order No.	<a href="#">0430700000</a>	Miniature fuse, quick-acting, 1 A, G-Si. 5 x 20
GTIN (EAN)	4008190093877	
Qty.	10 pc(s).	
Type	G 20/0.50A/F	Version
Order No.	<a href="#">0430600000</a>	Miniature fuse, quick-acting, 0.5 A, G-Si. 5 x 20
GTIN (EAN)	4008190046835	
Qty.	10 pc(s).	