


WSI 4/2**Weidmüller Interface GmbH & Co. KG**

Klingenbergstraße 26

D-32758 Detmold

Germany

www.weidmueller.com**Product image**

In some applications it is useful to protect the feed through connection with a separate fuse. Fuse terminal blocks are made up of one terminal block bottom section with a fuse insertion carrier. The fuses vary from pivoting fuse levers and pluggable fuse holders to screwable closures and flat plug-in fuses.

General ordering data

Version	Fuse terminal, Screw connection, Fuse isolator, One end without connector, Screw connection, 4 mm ² , 500 V, 10 A, 6.3 x 32 mm (1/4 x 1 1/4"), black
Order No.	1880430000
Type	WSI 4/2
GTIN (EAN)	4032248541928
Qty.	25 pc(s).

WSI 4/2

Weidmüller Interface GmbH & Co. KG

Klingenbergstraße 26

D-32758 Detmold

Germany

www.weidmueller.com

Technical data

Dimensions and weights

Depth	53.5 mm	Depth (inches)	2.106 inch
Depth including DIN rail	46 mm	Height	81.6 mm
Height (inches)	3.213 inch	Width	9.1 mm
Width (inches)	0.358 inch	Net weight	21.76 g

Temperatures

Storage temperature	-25 °C...55 °C	Continuous operating temp., min.	-50 °C
Continuous operating temp., max.	120 °C		

Material data

Material	Wemid	Colour	black
UL 94 flammability rating	V-0		

System specifications

Version	Screw connection, Fuse isolator, One end without connector	End cover plate required	Yes
Number of potentials	1	Number of levels	1
Number of clamping points per level	2	Number of potentials per tier	1
Levels cross-connected internally	No	PE connection	No
Rail	TS 35, TS 32	N-function	No
PE function	No	PEN function	No

2 clampable conductors (H05V/H07V) with equal cross-section (rated connection)

Wire connection cross section, finely stranded with wire-end ferrules DIN 46228/1, 2 clampable wires, max.	1.5 mm ²	Wire connection cross section, finely stranded with wire-end ferrules DIN 46228/1, 2 clampable wires, min.	0.5 mm ²
Wire connection cross section, finely stranded, two clampable wires, min.	0.5 mm ²	Wire cross-section, finely stranded, two clampable wires, max.	1.5 mm ²

Additional technical data

Number of similar terminals	1	Open sides	right
Type of mounting	Snap-on		

CSA rating data

Certificate No. (CSA)	200039-1575489	Current size C (CSA)	15 A
Voltage size C (CSA)	300 V	Wire cross section max. (CSA)	10 AWG
Wire cross section min. (CSA)	30 AWG		

Conductors for clamping (additional connection)

Connection type, additional connection Screw connection

Conductors for clamping (rated connection)

Blade size 0.6 x 3.5 mm

WSI 4/2

Weidmüller Interface GmbH & Co. KG

Klingenbergstraße 26

D-32758 Detmold

Germany

www.weidmueller.com

Technical data

Clampable conductor	Connection specification		Screw connection	
	Cross-section for conductor connection	Type	solid, H05(07) V-U	
		min.	0.5 mm ²	
		max.	6 mm ²	
		nominal	4 mm ²	
	wire end ferrule	Stripping length	min.	11 mm
			max.	11 mm
			nominal	11 mm
		Tightening torque	min.	0.5 Nm
			max.	0.8 Nm
		Recommended wire-end ferrule		
	Connection specification		Screw connection	
	Cross-section for conductor connection	Type	stranded, H07V-R	
		min.	1.5 mm ²	
		max.	6 mm ²	
		nominal	4 mm ²	
	wire end ferrule	Stripping length	min.	11 mm
			max.	11 mm
			nominal	11 mm
		Tightening torque	min.	0.5 Nm
			max.	0.8 Nm
		Recommended wire-end ferrule		
	Connection specification		Screw connection	
	Cross-section for conductor connection	Type	flexible, H05(07) V-K	
		min.	0.5 mm ²	
		max.	6 mm ²	
		nominal	4 mm ²	
wire end ferrule	Stripping length	min.	11 mm	
		max.	11 mm	
		nominal	11 mm	
	Tightening torque	min.	0.5 Nm	
		max.	0.8 Nm	
	Recommended wire-end ferrule			
Clamping range, max.		6 mm ²		
Clamping range, min.		0.5 mm ²		
Clamping screw		M 3		
Connection cross-section, stranded, max.		6 mm ²		
Connection cross-section, stranded, min.		1.5 mm ²		
Connection direction		on side		
Gauge to IEC 60947-1		A3		
Number of connections		2		
Stripping length		10 mm		
Tightening torque, max.		0.8 Nm		
Tightening torque, min.		0.5 Nm		
Torque level with DMS electric screw-driver		2		
Type of connection		Screw connection		
Type of connection 2		Screw connection		
Wire connection cross section AWG, max.		AWG 10		
Wire connection cross section AWG, min.		AWG 22		
Wire connection cross section, finely stranded, max.		6 mm ²		

WSI 4/2

Weidmüller Interface GmbH & Co. KG

Klingenbergstraße 26

D-32758 Detmold

Germany

www.weidmueller.com

Technical data

Wire connection cross section, finely stranded, min.	0.5 mm ²
--	---------------------

Wire connection cross-section, finely stranded with wire-end ferrules DIN 46228/1, max.	4 mm ²
---	-------------------

Wire connection cross-section, finely stranded with wire-end ferrules DIN 46228/1, min.	0.5 mm ²
---	---------------------

Wire connection cross-section, solid core, max.	6 mm ²
---	-------------------

Wire connection cross-section, solid core, min.	0.5 mm ²
---	---------------------

Dimensions

TS 15 offset	32 mm
--------------	-------

TS 35 offset	38 mm
--------------	-------

TS 32 offset	38 mm
--------------	-------

Fuse terminals

Cartridge fuse	6.3 x 32 mm (1/4 x 1 1/4")
----------------	----------------------------

Fuse holder (cartridge holder)	Pivoting
--------------------------------	----------

Power loss for overload and short-circuit protection for a composite arrangement	1.6 W at 1.0 A @ 41°C
--	-----------------------

Power loss for short-circuit protection only for an individual arrangement	4.0 W at 10 A @ 55°C
--	----------------------

Display	Without LED
---------	-------------

Operating voltage, max.	250 V
-------------------------	-------

Power loss for short-circuit protection only for a composite arrangement	2.5 W at 2.5 A @ 68°C
--	-----------------------

General

Rail	TS 35, TS 32
------	--------------

Wire connection cross section AWG, max.	AWG 10
---	--------

Standards	IEC 60947-7-3
-----------	---------------

Wire connection cross section AWG, min.	AWG 22
---	--------

Rating data

Rated cross-section	4 mm ²
---------------------	-------------------

Rated voltage to adjoining terminal	500 V
-------------------------------------	-------

Rated current	10 A
---------------	------

Standards	IEC 60947-7-3
-----------	---------------

Rated impulse withstand voltage	6 kV
---------------------------------	------

Pollution severity	3
--------------------	---

Rated voltage	500 V
---------------	-------

Rated DC voltage	500 V
------------------	-------

Current at maximum wires	10 A
--------------------------	------

Volume resistance according to IEC 60947-7-x	1 mΩ
--	------

Power loss in accordance with IEC 60947-7-x	1.02 W
---	--------

UL rating data

Certificate No. (cURus)	E60693
-------------------------	--------

Conductor size Factory wiring min. (cURus)	30 AWG
--	--------

Conductor size Field wiring min. (cURus)	30 AWG
--	--------

Current size C (cURus)	15 A
------------------------	------

Voltage size C (cURus)	300 V
------------------------	-------

Conductor size Factory wiring max. (cURus)	10 AWG
--	--------

Conductor size Field wiring max. (cURus)	10 AWG
--	--------

Current size B (cURus)	15 A
------------------------	------

Voltage size B (cURus)	300 V
------------------------	-------

Technical data

Classifications

ETIM 6.0	EC000899	ETIM 7.0	EC000899
ETIM 8.0	EC000899	ETIM 9.0	EC000899
ECLASS 9.0	27-14-11-16	ECLASS 9.1	27-14-11-16
ECLASS 10.0	27-14-11-16	ECLASS 11.0	27-14-11-16
ECLASS 12.0	27-14-11-16	ECLASS 13.0	27-25-01-13

Environmental Product Compliance

REACH SVHC /

Important note

Product information The voltage depends on the selected fuse element or the selected indicator light

Approvals

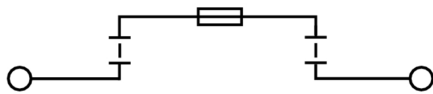
Approvals



ROHS	Conform
UL File Number Search	UL Website
Certificate No. (cURus)	E60693

Downloads

Approval/Certificate/Document of Conformity	CB Testreport CB Certificate Lloyds Register Certificate CE Declaration of Conformity UKCA declaration of conformity Confirmation of Standards EN 45545-2_2020-10
Engineering Data	CAD data – STEP
Engineering Data	Zuken E3.S
User Documentation	StorageConditionsTerminalBlocks
Catalogues	Catalogues in PDF-format
Brochures	



WSI 4/2

Weidmüller Interface GmbH & Co. KG

Klingenbergstraße 26

D-32758 Detmold

Germany

www.weidmueller.com

Accessories

Slotted screwdriver



Slotted screwdriver with rounded blade SD DIN 5265, ISO 2380/2, output to DIN 5264, ISO 2380/1. ChromTop tip, SoftFinish grip

General ordering data

Type	SDS 0.6X3.5X100	Version
Order No.	9008330000	Screwdriver, Screwdriver
GTIN (EAN)	4032248056286	
Qty.	1 pc(s).	

Blank



The Dekafix (DEK) marker is the universal marker for all conductor and plug-in connectors as well as for electronic sub-assemblies. The system is ideal for short number sequences and covers a wide range of ready-printed markers.

Strips for fast installation in only one work step. The printing is easy to read, rich in contrast and available in various widths.

- Large range of ready-to-use markers
- Strips for fast installation
- Terminal markers, suitable for all Weidmüller cable connectors
- Available as blank MultiCard or with standard printing

For custom printing: Please send us a file of our labeling software M-Print PRO or M-Print PRO Online (without installation) for your labeling specifications.

General ordering data

Type	DEK 5/5 MC NE WS	Version
Order No.	1609801044	Dekafix, Terminal marker, 5 x 5 mm, Pitch in mm (P): 5.00
GTIN (EAN)	4008190397111	Weidmueller, white
Qty.	1,000 pc(s).	

WSI 4/2

Weidmüller Interface GmbH & Co. KG

Klingenbergstraße 26

D-32758 Detmold

Germany

www.weidmueller.com

Accessories


Combined screwing and cutting tool "Swiftly®"

Combined cutting/screwing tool: Swiftly® and Swiftly® set for clean cutting of copper cables up to 1.5 mm² (solid) and 2.5 mm² (flexible)



General ordering data

Type	SWIFTY SET	Version
Order No.	9006060000	Cutting and screwing-tool, Cutting tool for one-hand operation
GTIN (EAN)	4032248257638	
Qty.	1 pc(s).	

4 mm²

End plates are fitted to the open side of the last modular terminal before the end bracket. The use of an end plate ensures the function of the modular terminal and the specified rated voltage. It guarantees protection against contact with live parts and makes the final terminal finger-proof.

General ordering data

Type	WAP WSI4/2	Version
Order No.	1880450000	End plate (terminals), 71.12 mm x 2.5 mm, black
GTIN (EAN)	4032248541911	
Qty.	50 pc(s).	

WSI 4/2

Weidmüller Interface GmbH & Co. KG

Klingenbergstraße 26

D-32758 Detmold

Germany

www.weidmueller.com

Accessories

Z-Series



Weidmüller's range of products includes end brackets that guarantee a permanent, reliable mounting on the terminal rail and prevent sliding. Versions with and without screws are available. The end brackets include marking options, also for group markers, and also a test plug holder.

General ordering data

Type	ZST 1	Version
Order No.	1269070000	Accessories, Accessories holder
GTIN (EAN)	4050118094091	
Qty.	25 pc(s).	

Marker holder



The marker holder offer the possibility of additional mounting of standard markers with a pitch of 5 or 5.1 mm. The angled holders can be optionally snapped together and could be mounted in all standard marking channels of the Klippon® Connect modular terminal blocks. Fitting marker types could be found under the respective accessories of the designation marking holder.

General ordering data

Type	BZT 1 ZA WS 10/5	Version
Order No.	1805520000	Accessories, Marker holder
GTIN (EAN)	4032248270248	
Qty.	100 pc(s).	
Type	BZT 1 WS 10/5	Version
Order No.	1805490000	Accessories, Marker holder
GTIN (EAN)	4032248270231	
Qty.	100 pc(s).	