

ZSI 2.5-2/2X2AN/G20/LD4**Weidmüller Interface GmbH & Co. KG**

Klingenbergstraße 26

D-32758 Detmold

Germany

www.weidmueller.com**Product image**

In some applications it is useful to protect the feed through connection with a separate fuse. Fuse terminal blocks are made up of one terminal block bottom section with a fuse insertion carrier. The fuses vary from pivoting fuse levers and pluggable fuse holders to screwable closures and flat plug-in fuses.

General ordering data

Version	Z-series, Fuse terminal, Rated cross-section: 2.5 mm ² , Tension-clamp connection, black, Direct mounting
Order No.	1879730000
Type	ZSI 2.5-2/2X2AN/G20/LD4
GTIN (EAN)	4032248496778
Qty.	20 pc(s).

ZSI 2.5-2/2X2AN/G20/LD4**Weidmüller Interface GmbH & Co. KG**

Klingenbergstraße 26

D-32758 Detmold

Germany

www.weidmueller.com

Technical data**Dimensions and weights**

Depth	55 mm	Depth (inches)	2.165 inch
Depth including DIN rail	55.5 mm	Height	68 mm
Height (inches)	2.677 inch	Width	12.2 mm
Width (inches)	0.48 inch	Net weight	25.17 g

Temperatures

Storage temperature	-25 °C...55 °C	Continuous operating temp., min.	-50 °C
Continuous operating temp., max.	120 °C		

Material data

Material	Wemid	Colour	black
UL 94 flammability rating	V-0		

System specifications

Version	Tension-clamp connection, Fuse cartridge, with LED, for plug-in cross-connector, One end without connector	End cover plate required	Yes
Number of potentials	1	Number of levels	1
Number of clamping points per level	2	Number of potentials per tier	1
Levels cross-connected internally	No	PE connection	No
Rail	TS 35	N-function	No
PE function	No	PEN function	No

Additional technical data

Installation advice	Direct mounting	Type of mounting	Snap-on
---------------------	-----------------	------------------	---------

CSA rating data

Certificate No. (CSA)	200039-1152892	Wire cross section max. (CSA)	12 AWG
Wire cross section min. (CSA)	26 AWG		

Conductors for clamping (additional connection)

Blade size, additional connection	0.6 x 3.5 mm	Clamping range, further connection, max.	4 mm ²
Clamping range, further connection, min.	0.5 mm ²	Conductor cross-section, flexible plus plastic collar DIN 46228/1, further connection, max.	2.5 mm ²
Conductor cross-section, flexible plus plastic collar DIN 46228/1, further connection, min.	0.5 mm ²	Conductor cross-section, flexible, further connection, min.	0.5 mm ²
Connection direction	Inclined / angled	Connection type, additional connection	Tension-clamp connection
Cross-section for connected wire, AWG, additional connection, max.	AWG 12	Cross-section for connected wire, AWG, additional connection, min.	AWG 26
Cross-section for connected wire, flexible, further connection, max.	4 mm ²	Cross-section for connected wire, solid-core, further connection, max.	4 mm ²
Cross-section for connected wire, solid-core, further connection, min.	0.5 mm ²	Number of connections, additional connection	2
Rated cross-section, further connection	2.5 mm ²	Stripping length, additional connection	10 mm

ZSI 2.5-2/2X2AN/G20/LD4**Weidmüller Interface GmbH & Co. KG**

Klingenbergstraße 26

D-32758 Detmold

Germany

www.weidmueller.com

Technical data**Conductors for clamping (rated connection)**

Blade size	0.6 x 3.5 mm	Clamping range, max.	4 mm ²
Clamping range, min.	0.13 mm ²	Connection direction	Inclined / angled
Gauge to IEC 60947-1	A3	Number of connections	2
Stripping length	10 mm	Type of connection	Tension-clamp connection
Type of connection 2	Tension-clamp connection	Wire connection cross section, finely stranded, max.	4 mm ²
Wire connection cross section, finely stranded, min.	0.5 mm ²	Wire connection cross-section, finely stranded with wire-end ferrules DIN 46228/1, max.	2.5 mm ²
Wire connection cross-section, finely stranded with wire-end ferrules DIN 46228/1, min.	0.5 mm ²	Wire connection cross-section, finely stranded with wire-end ferrules DIN 46228/4, max.	2.5 mm ²
Wire connection cross-section, finely stranded with wire-end ferrules DIN 46228/4, min.	0.5 mm ²	Wire connection cross-section, solid core, max.	4 mm ²
Wire connection cross-section, solid core, min.	0.5 mm ²		

Dimensions

TS 35 offset	39 mm
--------------	-------

Display element

Type of voltage for indicator	AC/DC
-------------------------------	-------

Fuse terminals

Cartridge fuse	G-Si. 5 x 20	Display	Neon lamp
Fuse holder (cartridge holder)	for screw fixing	Operating voltage, max.	250 V
Power loss for overload and short-circuit protection for a composite arrangement	1.6 W at 6.3 A @ 41°C	Power loss for overload and short-circuit protection for an individual arrangement	2.5 W at 6.3 A @ 39°C
Type of voltage for indicator	AC/DC		

General

Installation advice	Direct mounting	Rail	TS 35
Standards	IEC 60947-7-3		

Rating data

Rated cross-section	2.5 mm ²	Rated voltage	250 V
Rated voltage to adjoining terminal	500 V	Rated DC voltage	250 V
Rated current	10 A	Current at maximum wires	10 A
Standards	IEC 60947-7-3	Volume resistance according to IEC 60947-7-x	1.33 mΩ
Rated impulse withstand voltage	4 kV	Power loss in accordance with IEC 60947-7-x	0.77 W
Pollution severity	3		

ZSI 2.5-2/2X2AN/G20/LD4**Weidmüller Interface GmbH & Co. KG**

Klingenbergstraße 26

D-32758 Detmold

Germany

www.weidmueller.com

Technical data**UL rating data**

Certificate No. (cURus)	E60693	Conductor size Factory wiring max. (cURus)	12 AWG
Conductor size Factory wiring min. (cURus)	26 AWG	Conductor size Field wiring max. (cURus)	12 AWG
Conductor size Field wiring min. (cURus)	26 AWG	Current size C (cURus)	10 A
Current size D (cURus)	5 A	Voltage size C (cURus)	300 V
Voltage size D (cURus)	600 V		

Classifications

ETIM 6.0	EC000899	ETIM 7.0	EC000899
ETIM 8.0	EC000899	ETIM 9.0	EC000899
ECLASS 9.0	27-14-11-16	ECLASS 9.1	27-14-11-16
ECLASS 10.0	27-14-11-16	ECLASS 11.0	27-14-11-16
ECLASS 12.0	27-14-11-16	ECLASS 13.0	27-25-01-13

Important note

Product information	The voltage depends on the selected fuse element or the selected indicator light
---------------------	--

Approvals

Approvals



ROHS	Conform
UL File Number Search	UL Website
Certificate No. (cURus)	E60693

Downloads

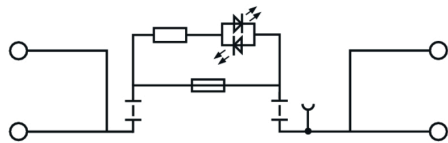
Approval/Certificate/Document of Conformity	CB Certificate CB Certificate CB Certificate Declaration of Conformity UKCA declaration of conformity
Engineering Data	CAD data – STEP
User Documentation	Storage Conditions Terminal Blocks
Catalogues	Catalogues in PDF-format
Brochures	

ZSI 2.5-2/2X2AN/G20/LD4

Weidmüller Interface GmbH & Co. KG
Klingenbergstraße 26
D-32758 Detmold
Germany

www.weidmueller.com

Drawings



ZSI 2.5-2/2X2AN/G20/LD4**Weidmüller Interface GmbH & Co. KG**

Klingenbergstraße 26

D-32758 Detmold


Germany

www.weidmueller.com**Accessories****6 mm²**

End plates are fitted to the open side of the last modular terminal before the end bracket. The use of an end plate ensures the function of the modular terminal and the specified rated voltage. It guarantees protection against contact with live parts and makes the final terminal finger-proof.

General ordering data

Type	ZAP ZDU6-2 SW	Version
Order No.	1814710000	Z-series, End plate
GTIN (EAN)	4032248359417	
Qty.	50 pc(s).	

4 mm²

The plug-in cross-connections feature easy handling and quick installation. This saves a great deal of time during installation in comparison with screwed solutions.

General ordering data

Type	ZQV 4/2 GE	Version
Order No.	1608950000	Accessories, Cross-connector, 32 A
GTIN (EAN)	4008190263225	
Qty.	60 pc(s).	

ZSI 2.5-2/2X2AN/G20/LD4

Weidmüller Interface GmbH & Co. KG

Klingenbergstraße 26

D-32758 Detmold

Germany

www.weidmueller.com

Accessories

Blank



WS markers are the perfect match for the W-series connectors. Thanks to their system compatibility, the WS tags can also be used with the I-series and the Z-series. The large marking surfaces do not only permit long character strings but also multi-line text. WS markers are ideal for labels with long, customised character strings. Thanks to the proven MultiCard format, printing with PrintJet CONNECT oder/or Plotter is possible.

- Can be fitted in strips or individually
- Markers in proven MultiCard format

For custom printing: Please send us a file of our labeling software M-Print PRO or M-Print PRO Online (without installation) for your labeling specifications.

General ordering data

Type	WS 10/5 MC NE WS	Version
Order No.	1635000000	WS, Terminal marker, 10 x 5 mm, Pitch in mm (P): 5.00 Weidmueller,
GTIN (EAN)	4008190261948	Allen-Bradley, white
Qty.	720 pc(s).	

Slotted screwdriver



VDE insulated screwdriver sets, for working on live parts up to 1000 V AC and 1500 V DC, DIN EN 60900. IEC 900. Each piece is "GS" safety tested. Blade made from fully hardened, high-alloy chromium-vanadium-molybdenum steel, gun-metal finish.

General ordering data

Type	SDIS SLIM 0.6X3.5X100	Version
Order No.	2749610000	Mounting tool, Blade width (B): 3.5 mm, Blade length: 100 mm, Blade
GTIN (EAN)	4050118896350	thickness (A): 0.6 mm
Qty.	1 pc(s).	

ZSI 2.5-2/2X2AN/G20/LD4

Weidmüller Interface GmbH & Co. KG

Klingenbergstraße 26

D-32758 Detmold

Germany

www.weidmueller.com

Accessories

Custom printing



The Dekafix (DEK) marker is the universal marker for all conductor and plug-in connectors as well as for electronic sub-assemblies. The system is ideal for short number sequences and covers a wide range of ready-printed markers.

Strips for fast installation in only one work step. The printing is easy to read, rich in contrast and available in various widths.

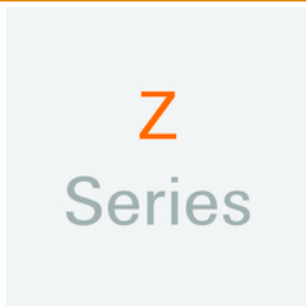
- Large range of ready-to-use markers
- Strips for fast installation
- Terminal markers, suitable for all Weidmüller cable connectors
- Available as blank MultiCard or with standard printing

For custom printing: Please send us a file of our labeling software M-Print PRO or M-Print PRO Online (without installation) for your labeling specifications.

General ordering data

Type	DEK 5/5 MC SDR	Version
Order No.	1609810000	Dekafix, Terminal marker, 5 x 5 mm, Pitch in mm (P): 5.00
GTIN (EAN)	4008190456597	Weidmueller, To customer specification
Qty.	200 pc(s).	

Z-Series



Weidmüller's range of products includes end brackets that guarantee a permanent, reliable mounting on the terminal rail and prevent sliding. Versions with and without screws are available. The end brackets include marking options, also for group markers, and also a test plug holder.

General ordering data

Type	ZEW 35	Version
Order No.	9540000000	End bracket, Wemid, dark beige, Rail: TS 35, Snap-on
GTIN (EAN)	4008190956264	
Qty.	20 pc(s).	
Type	ZST 1	Version
Order No.	1269070000	Accessories, Accessories holder
GTIN (EAN)	4050118094091	
Qty.	25 pc(s).	
Type	ZEW 35/2	Version
Order No.	8630740000	End bracket, Wemid, dark beige, Rail: TS 35, Snap-on
GTIN (EAN)	4032248348916	
Qty.	20 pc(s).	

ZSI 2.5-2/2X2AN/G20/LD4

Weidmüller Interface GmbH & Co. KG

Klingenbergstraße 26

D-32758 Detmold

Germany

www.weidmueller.com

Accessories

Z-Series




Warning covers with a flash symbol provide more safety for man and machine. They are used where external voltage must be indicated within the application.

General ordering data

Type	ZAD 2/4	Version
Order No.	1609080000	Z-series, Cover
GTIN (EAN)	4008190263317	
Qty.	20 pc(s).	
Type	ZAD 1/4	Version
Order No.	1609110000	Z-series, Cover
GTIN (EAN)	4008190190910	
Qty.	20 pc(s).	

5x20



For protection against overcurrent, we offer cartridge fuse with dimensions 5x20 mm in sizes from 100 mA to 6.3 A.

General ordering data

Type	G 20/5.00A/F	Version
Order No.	0431300000	Miniature fuse, quick-acting, 5 A, G-Si. 5 x 20
GTIN (EAN)	4008190185381	
Qty.	10 pc(s).	
Type	G 20/1.60A/F	Version
Order No.	0430800000	Miniature fuse, quick-acting, 1.6 A, G-Si. 5 x 20
GTIN (EAN)	4008190031503	
Qty.	10 pc(s).	
Type	G 20/4.00A/F	Version
Order No.	0431200000	Miniature fuse, quick-acting, 4 A, G-Si. 5 x 20
GTIN (EAN)	4008190022983	
Qty.	10 pc(s).	
Type	G 20/0.10A/F	Version
Order No.	0430300000	Miniature fuse, quick-acting, 0.1 A, G-Si. 5 x 20
GTIN (EAN)	4008190077174	
Qty.	10 pc(s).	

ZSI 2.5-2/2X2AN/G20/LD4**Weidmüller Interface GmbH & Co. KG**

Klingenbergstraße 26

D-32758 Detmold

Germany

www.weidmueller.com

Accessories

Type	G 20/0.25A/F	Version
Order No.	0430500000	Miniature fuse, quick-acting, 0.25 A, G-Si. 5 x 20
GTIN (EAN)	4008190153991	
Qty.	10 pc(s).	
Type	G 20/2.50A/F	Version
Order No.	0431000000	Miniature fuse, quick-acting, 2.5 A, G-Si. 5 x 20
GTIN (EAN)	4008190085513	
Qty.	10 pc(s).	
Type	G 20/2.00A/F	Version
Order No.	0430900000	Miniature fuse, quick-acting, 2 A, G-Si. 5 x 20
GTIN (EAN)	4008190123567	
Qty.	10 pc(s).	
Type	G 20/3.15A/F	Version
Order No.	0431100000	Miniature fuse, quick-acting, 3.15 A, G-Si. 5 x 20
GTIN (EAN)	4008190012977	
Qty.	10 pc(s).	
Type	G 20/1.00A/F	Version
Order No.	0430700000	Miniature fuse, quick-acting, 1 A, G-Si. 5 x 20
GTIN (EAN)	4008190093877	
Qty.	10 pc(s).	
Type	G 20/6.30A/F	Version
Order No.	0431400000	Miniature fuse, quick-acting, 6.3 A, G-Si. 5 x 20
GTIN (EAN)	4008190086053	
Qty.	10 pc(s).	
Type	G 20/0.50A/F	Version
Order No.	0430600000	Miniature fuse, quick-acting, 0.5 A, G-Si. 5 x 20
GTIN (EAN)	4008190046835	
Qty.	10 pc(s).	
Type	G 20/0.63A/F	Version
Order No.	0439000000	Miniature fuse, quick-acting, 0.63 A, G-Si. 5 x 20
GTIN (EAN)	4008190131210	
Qty.	10 pc(s).	
Type	G 20/0.20A/F	Version
Order No.	0430400000	Miniature fuse, quick-acting, 0.2 A, G-Si. 5 x 20
GTIN (EAN)	4008190152383	
Qty.	10 pc(s).	

ZSI 2.5-2/2X2AN/G20/LD4**Weidmüller Interface GmbH & Co. KG**

Klingenbergstraße 26

D-32758 Detmold

Germany

www.weidmueller.com**Accessories****Marker holder**

The marker holder offer the possibility of additional mounting of standard markers with a pitch of 5 or 5.1 mm. The angled holders can be optionally snapped together and could be mounted in all standard marking channels of the Klippon® Connect modular terminal blocks. Fitting marker types could be found under the respective accessories of the designation marking holder.

General ordering data

Type	BZT 1 WS 10/5	Version
Order No.	1805490000	Accessories, Marker holder
GTIN (EAN)	4032248270231	
Qty.	100 pc(s).	
Type	BZT 1 ZA WS 10/5	Version
Order No.	1805520000	Accessories, Marker holder
GTIN (EAN)	4032248270248	
Qty.	100 pc(s).	