


**ZTPE 4/2AN/1****Weidmüller Interface GmbH & Co. KG**

Klingenbergstraße 26

D-32758 Detmold

Germany

[www.weidmueller.com](http://www.weidmueller.com)**Product image**

Some applications demand for a pluggable, modular solution to be more flexible or to facilitate the installation. Where complete functional units have to be prefabricated or replaced, modular and flexible connection systems are required. Our pluggable terminal blocks can be quickly assembled and are completely factory tested.

**General ordering data**

|            |  |
|------------|--|
| Version    | Z-series, PE terminal, Rated cross-section: 4 mm <sup>2</sup> , pluggable, Tension-clamp connection, green |
| Order No.  | <a href="#">1854970000</a>   |
| Type       | ZTPE 4/2AN/1   |
| GTIN (EAN) | 4032248396030  |
| Qty.       | 50 pc(s).  |

## ZTPE 4/2AN/1

Weidmüller Interface GmbH &amp; Co. KG

Klingenbergstraße 26

D-32758 Detmold

Germany

www.weidmueller.com

## Technical data

## Dimensions and weights

|                          |            |                |            |
|--------------------------|------------|----------------|------------|
| Depth                    | 43 mm      | Depth (inches) | 1.693 inch |
| Depth including DIN rail | 43.5 mm    | Height         | 58 mm      |
| Height (inches)          | 2.283 inch | Width          | 6.5 mm     |
| Width (inches)           | 0.256 inch | Net weight     | 14.76 g    |

## Temperatures

|                                  |                |                                  |        |
|----------------------------------|----------------|----------------------------------|--------|
| Storage temperature              | -25 °C...55 °C | Continuous operating temp., min. | -50 °C |
| Continuous operating temp., max. | 120 °C         |                                  |        |

## Material data

|                           |       |        |              |
|---------------------------|-------|--------|--------------|
| Material                  | Wemid | Colour | Green/yellow |
| UL 94 flammability rating | V-0   |        |              |

## System specifications

|                                   |  |                                     |     |
|-----------------------------------|--|-------------------------------------|-----|
| Version                           | 1 tension-clamp connection - 1 plug-in connection, pluggable, With PE connection | End cover plate required            | Yes |
| Number of levels                  | 1  | Number of clamping points per level | 2   |
| Levels cross-connected internally | No   | PE connection                       | Yes |
| Rail                              | TS 35  | PEN function                        | No  |

## Additional technical data

|                          |         |            |       |
|--------------------------|---------|------------|-------|
| Explosion-tested version | No      | Open sides | right |
| Type of mounting         | Snap-on |            |       |

## CSA rating data

|                               |                |                               |        |
|-------------------------------|----------------|-------------------------------|--------|
| Certificate No. (CSA)         | 200039-1720292 | Wire cross section max. (CSA) | 10 AWG |
| Wire cross section min. (CSA) | 26 AWG         |                               |        |

## Conductors for clamping (additional connection)

|   |                   |  |                    |
|---|-------------------|--|--------------------|
| Conductor cross-section, flexible plus plastic collar DIN 46228/1, further connection, max. | 4 mm <sup>2</sup> | Connection type, additional connection | Plug-in connection |
|---|-------------------|--|--------------------|

## Conductors for clamping (rated connection)

|                       |                      |
|-----------------------|----------------------|
| Blade size            | 0.6 x 3.5 mm         |
| Clamping range, max.  | 6 mm <sup>2</sup>    |
| Clamping range, min.  | 0.13 mm <sup>2</sup> |
| Connection direction  | top                  |
| Gauge to IEC 60947-1  | A3                   |
| Number of connections | 2                    |
| Stripping length      | 12 mm                |

**ZTPE 4/2AN/1****Weidmüller Interface GmbH & Co. KG**

Klingenbergstraße 26

D-32758 Detmold

Germany

www.weidmueller.com

**Technical data**

|   |  |         |                      |
|---|--|---------|----------------------|
| Tube length for twin wire-end ferrule   | Cross-section for conductor connection | nominal | 0.5 mm <sup>2</sup>  |
|   |  | min.    | 8 mm                 |
|   |  | max.    | 12 mm                |
|   | Cross-section for conductor connection | nominal | 0.75 mm <sup>2</sup> |
|   |  | min.    | 8 mm                 |
|   |  | max.    | 12 mm                |
| Tube length for wire-end ferrule with plastic collar DIN 46228/4                        | Cross-section for conductor connection | nominal | 0.5 mm <sup>2</sup>  |
|   |  | min.    | 8 mm                 |
|   |  | max.    | 10 mm                |
|   | Cross-section for conductor connection | nominal | 0.75 mm <sup>2</sup> |
|   |  | min.    | 6 mm                 |
|   |  | max.    | 12 mm                |
|   | Cross-section for conductor connection | nominal | 1 mm <sup>2</sup>    |
|   |  | min.    | 6 mm                 |
|   |  | max.    | 12 mm                |
|   | Cross-section for conductor connection | nominal | 1.5 mm <sup>2</sup>  |
|   |  | min.    | 8 mm                 |
|   |  | max.    | 12 mm                |
|   | Cross-section for conductor connection | nominal | 2.5 mm <sup>2</sup>  |
|   |  | min.    | 8 mm                 |
|   |  | max.    | 12 mm                |
|   | Cross-section for conductor connection | nominal | 4 mm <sup>2</sup>    |
|   |  | min.    | 10 mm                |
|   |  | max.    | 12 mm                |
| Tube length for wire-end ferrule without plastic collar DIN 46228/1                     | Cross-section for conductor connection | nominal | 0.5 mm <sup>2</sup>  |
|   |  | nominal | 10 mm                |
|   | Cross-section for conductor connection | nominal | 0.75 mm <sup>2</sup> |
|   |  | nominal | 10 mm                |
|   | Cross-section for conductor connection | nominal | 1 mm <sup>2</sup>    |
|   |  | nominal | 10 mm                |
|   | Cross-section for conductor connection | nominal | 1.5 mm <sup>2</sup>  |
|   |  | min.    | 10 mm                |
|   |  | max.    | 12 mm                |
|   | Cross-section for conductor connection | nominal | 2.5 mm <sup>2</sup>  |
|   |  | min.    | 10 mm                |
|   |  | max.    | 12 mm                |
| Type of connection  | pluggable, Tension-clamp connection    | nominal | 4 mm <sup>2</sup>    |
|   |  | nominal | 12 mm                |
| Wire connection cross section AWG, max.   | AWG 10                                 |         |                      |
| Wire connection cross section AWG, min.   | AWG 26                                 |         |                      |
| Wire connection cross section, finely stranded, max.                                    | 6 mm <sup>2</sup>                      |         |                      |
| Wire connection cross section, finely stranded, min.                                    | 0.5 mm <sup>2</sup>                    |         |                      |
| Wire connection cross-section, finely stranded with wire-end ferrules DIN 46228/1, max. | 4 mm <sup>2</sup>                      |         |                      |
| Wire connection cross-section, finely stranded with wire-end ferrules DIN 46228/1, min. | 0.5 mm <sup>2</sup>                    |         |                      |
| Wire connection cross-section, solid core, max.   | 6 mm <sup>2</sup>                      |         |                      |
| Wire connection cross-section, solid core, min.   | 0.5 mm <sup>2</sup>                    |         |                      |

## ZTPE 4/2AN/1

Weidmüller Interface GmbH &amp; Co. KG

Klingenbergstraße 26

D-32758 Detmold

Germany

www.weidmueller.com

## Technical data

## General

|   |        |   |                                  |
|---|--------|---|----------------------------------|
| Rail                                    | TS 35  | Standards                               | In accordance with IEC 60947-7-2 |
| Wire connection cross section AWG, max. | AWG 10 | Wire connection cross section AWG, min. | AWG 26                           |

## Rating data

|  |                   |  |                                  |
|--|-------------------|--|----------------------------------|
| Rated cross-section                          | 4 mm <sup>2</sup> | Rated voltage  | 500 V                            |
| Rated voltage to adjoining terminal          | 800 V             | Max. voltage of clamp support & plug-gable system    | 800 V                            |
| Rated DC voltage                             | 500 V             | Standards  | In accordance with IEC 60947-7-2 |
| Volume resistance according to IEC 60947-7-x | 1 mΩ              | Rated impulse withstand voltage to adjacent terminal | 8 kV                             |
| Power loss in accordance with IEC 60947-7-x  | 1.02 W            | Pollution severity                                   | 3                                |

## UL rating data

|  |        |  |        |
|--|--------|--|--------|
| Certificate No. (cURus)                    | E60693 | Conductor size Factory wiring max. (cURus) | 10 AWG |
| Conductor size Factory wiring min. (cURus) | 26 AWG | Conductor size Field wiring max. (cURus)   | 10 AWG |
| Conductor size Field wiring min. (cURus)   | 26 AWG |  |        |

## Classifications

|             |             |             |             |
|-------------|-------------|-------------|-------------|
| ETIM 7.0    | EC000897    | ETIM 8.0    | EC000897    |
| ETIM 9.0    | EC000897    | ECLASS 11.0 | 27-14-11-20 |
| ECLASS 12.0 | 27-14-11-20 | ECLASS 13.0 | 27-25-01-17 |
| ECLASS 14.0 | 27-25-01-17 |             |             |

## Environmental Product Compliance

|                        |                             |
|------------------------|-----------------------------|
| REACH SVHC             | /                           |
| RoHS Compliance Status | Compliant without exemption |

## Approvals

Approvals



|                         |            |
|-------------------------|------------|
| ROHS                    | Conform    |
| UL File Number Search   | UL Website |
| Certificate No. (cURus) | E60693     |

## ZTPE 4/2AN/1

**Weidmüller Interface GmbH & Co. KG**  
Klingenbergstraße 26  
D-32758 Detmold  
Germany

[www.weidmueller.com](http://www.weidmueller.com)

## Technical data

### Downloads

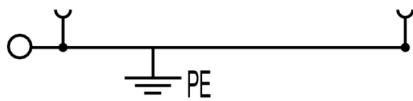
|   |   |
|---|---|
| Approval/Certificate/Document of Conformity | <a href="#">Declaration of Conformity</a><br><a href="#">UKCA declaration of conformity</a><br><a href="#">Confirmation of Standards EN 45545-2_2020-10</a> |
| Engineering Data                            | <a href="#">CAD data – STEP</a>   |
| Product Change Notification                 | <a href="#">PCN_ZPE_Q3_2020</a><br><a href="#">PCN - EN</a><br><a href="#">PCN - DE</a>   |
| User Documentation                          | <a href="#">StorageConditionsTerminalBlocks</a>   |
| Catalogues                                  | <a href="#">Catalogues in PDF-format</a>  |
| Brochures                                   |   |

### ZTPE 4/2AN/1

**Weidmüller Interface GmbH & Co. KG**  
Klingenbergstraße 26  
D-32758 Detmold  
Germany

[www.weidmueller.com](http://www.weidmueller.com)

## Drawings



## ZTPE 4/2AN/1

Weidmüller Interface GmbH &amp; Co. KG

Klingenbergstraße 26

D-32758 Detmold

Germany

www.weidmueller.com

## Accessories

## DEK 5/6



## WS/ DEK

MultiMark terminal markers use an innovative composite material made from two components. The hard base contour of the marker snaps securely into the connector. The elastic surface finish makes the marker easy to mount. This specially punched material enables the strips to be stretched to accommodate the slight variations in spacing that tend to add up, especially with long terminal blocks. Another advantage: the excellent printability of the surface material guarantees durable and wear-resistant labelling. A print resolution of 300 dpi also produces a very legible script.

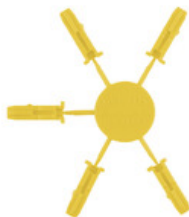
## Your benefits with MultiMark

- Firm hold and durable printing
- Continuous strips save installation time
- Easy mounting thanks to an innovative composite material
- Large label field for optimal legibility
- High flexibility thanks to manufacturer independence

## General ordering data

|            |                            |  |
|------------|----------------------------|--|
| Type       | DEK 5/6 MM WS              | Version  |
| Order No.  | <a href="#">2007120000</a> | Dekafix, Terminal marker, 5 x 6 mm, Weidmueller, white |
| GTIN (EAN) | 4050118392104              |  |
| Qty.       | 600 pc(s).                 |  |

## Coding elements



Through the use of coding pins, individual coding options ensure trouble-free plug-in connection.

## General ordering data

|            |                            |   |
|------------|----------------------------|---|
| Type       | KOSF ZT4                   | Version                                   |
| Order No.  | <a href="#">1856860000</a> | Z-series, Coding element, Direct mounting |
| GTIN (EAN) | 4032248400744              |   |
| Qty.       | 50 pc(s).                  |   |

## ZTPE 4/2AN/1

Weidmüller Interface GmbH &amp; Co. KG

Klingenbergstraße 26

D-32758 Detmold

Germany

[www.weidmueller.com](http://www.weidmueller.com)

## Accessories


4 mm<sup>2</sup>4  
mm<sup>2</sup>

The plugs for our WeiCoS-System are available for all different connection systems. The product range includes preassembled connectors from 1 to 10 poles and the possibility of an individual assembly. This ensures maximum flexibility for every application. The customized accessories increase the safety and protection against environmental influences.

## General ordering data

|            |                            |   |
|------------|----------------------------|---|
| Type       | ZP 4/1AN/1 GN              | Version   |
| Order No.  | <a href="#">1854980000</a> | Z-series, Plug-in connector, green, Direct mounting |
| GTIN (EAN) | 4032248396054              |   |
| Qty.       | 50 pc(s).                  |   |

## Slotted screwdriver



VDE insulated screwdriver sets, for working on live parts up to 1000 V AC and 1500 V DC, DIN EN 60900. IEC 900. Each piece is "GS" safety tested. Blade made from fully hardened, high-alloy chromium-vanadium-molybdenum steel, gun-metal finish.

## General ordering data

|            |                            |   |
|------------|----------------------------|---|
| Type       | SDIS SLIM 0.6X3.5X100      | Version   |
| Order No.  | <a href="#">2749610000</a> | Mounting tool, Blade width (B): 3.5 mm, Blade length: 100 mm, Blade |
| GTIN (EAN) | 4050118896350              | thickness (A): 0.6 mm   |
| Qty.       | 1 pc(s).                   |   |



## ZTPE 4/2AN/1

Weidmüller Interface GmbH &amp; Co. KG


Klingenbergstraße 26

D-32758 Detmold

Germany

www.weidmueller.com

## Accessories

4 mm<sup>2</sup>

End plates are fitted to the open side of the last modular terminal before the end bracket. The use of an end plate ensures the function of the modular terminal and the specified rated voltage. It guarantees protection against contact with live parts and makes the final terminal finger-proof.

## General ordering data

| Type       | ZAP/TW ZT4/2AN OR          | Version                              |
|------------|----------------------------|--------------------------------------|
| Order No.  | <a href="#">1855230000</a> | Z-series, End plate, Partition plate |
| GTIN (EAN) | 4032248396511              |                                      |
| Qty.       | 50 pc(s).                  |                                      |
| Type       | ZAP/TW ZT4/2AN             | Version                              |
| Order No.  | <a href="#">1855220000</a> | Z-series, End plate, Partition plate |
| GTIN (EAN) | 4032248396528              |                                      |
| Qty.       | 50 pc(s).                  |                                      |

## Blank



WS markers are the perfect match for the W-series connectors. Thanks to their system compatibility, the WS tags can also be used with the I-series and the Z-series. The large marking surfaces do not only permit long character strings but also multi-line text. WS markers are ideal for labels with long, customised character strings. Thanks to the proven MultiCard format, printing with PrintJet CONNECT oder/or Plotter is possible.

- Can be fitted in strips or individually
- Markers in proven MultiCard format

**For custom printing:** Please send us a file of our labeling software M-Print PRO or M-Print PRO Online (without installation) for your labeling specifications.

## General ordering data

| Type       | WS 10/6 M MC NE WS         | Version  |
|------------|----------------------------|--|
| Order No.  | <a href="#">1818400000</a> | WS, Terminal marker, 10 x 6 mm, Pitch in mm (P): 6.00 Weidmueller, |
| GTIN (EAN) | 4032248310876              | Allen-Bradley, white   |
| Qty.       | 600 pc(s).                 |  |
| Type       | WS 10/6 MC NE WS           | Version  |
| Order No.  | <a href="#">1828450000</a> | WS, Terminal marker, 10 x 6 mm, Pitch in mm (P): 6.00 Weidmueller, |
| GTIN (EAN) | 4032248350513              | Allen-Bradley, white   |
| Qty.       | 600 pc(s).                 |  |

## ZTPE 4/2AN/1

Weidmüller Interface GmbH &amp; Co. KG

Klingenbergstraße 26

D-32758 Detmold

Germany

www.weidmueller.com

## Accessories

## Locking elements



The plugs can be securely and easily fixed to the base terminal by using a locking element. The locking element avoids an unintentional disconnection of the plugs from the base terminal and ensures maximum safety.

## General ordering data

|            |                            |  |
|------------|----------------------------|--|
| Type       | ZVR ZP4                    | Version                                  |
| Order No.  | <a href="#">1855250000</a> | Z-series, Locking clips, Direct mounting |
| GTIN (EAN) | 4032248396481              |  |
| Qty.       | 25 pc(s).                  |  |

## Marker holder



The marker holder offers the possibility of additional mounting of standard markers with a pitch of 5 or 5.1 mm. The angled holders can be optionally snapped together and could be mounted in all standard marking channels of the Klippon® Connect modular terminal blocks. Fitting marker types could be found under the respective accessories of the designation marking holder.

## General ordering data

|            |                            |                            |
|------------|----------------------------|----------------------------|
| Type       | BZT 1 WS 10/5              | Version                    |
| Order No.  | <a href="#">1805490000</a> | Accessories, Marker holder |
| GTIN (EAN) | 4032248270231              |                            |
| Qty.       | 100 pc(s).                 |                            |

|            |                            |                            |
|------------|----------------------------|----------------------------|
| Type       | BZT 1 ZA WS 10/5           | Version                    |
| Order No.  | <a href="#">1805520000</a> | Accessories, Marker holder |
| GTIN (EAN) | 4032248270248              |                            |
| Qty.       | 100 pc(s).                 |                            |

## ZTPE 4/2AN/1

Weidmüller Interface GmbH &amp; Co. KG

Klingenbergstraße 26

D-32758 Detmold

Germany

www.weidmueller.com

## Accessories

## Strain reliefs



The strain relief protects the contact against mechanical stress and protects the connector against inadvertent release from the contact point.

## General ordering data

|            |                            |  |
|------------|----------------------------|--|
| Type       | ZZE ZP4                    | Version                                  |
| Order No.  | <a href="#">1855260000</a> | Z-series, Strain relief, Direct mounting |
| GTIN (EAN) | 4032248396498              |  |
| Qty.       | 25 pc(s).                  |  |

## Blank



The Dekafix (DEK) marker is the universal marker for all conductor and plug-in connectors as well as for electronic sub-assemblies. The system is ideal for short number sequences and covers a wide range of ready-printed markers.

Strips for fast installation in only one work step. The printing is easy to read, rich in contrast and available in various widths.

- Large range of ready-to-use markers
- Strips for fast installation
- Terminal markers, suitable for all Weidmüller cable connectors
- Available as blank MultiCard or with standard printing

**For custom printing:** Please send us a file of our labeling software M-Print PRO or M-Print PRO Online (without installation) for your labeling specifications.

## General ordering data

|            |                            |   |
|------------|----------------------------|---|
| Type       | DEK 5/6 MC NE WS           | Version   |
| Order No.  | <a href="#">1609820000</a> | Dekafix, Terminal marker, 5 x 6 mm, Pitch in mm (P): 6.00 |
| GTIN (EAN) | 4008190203436              | Weidmueller, white  |
| Qty.       | 1,000 pc(s).               |   |