

**SAIL-M8GM8G-3-1.5U****Weidmüller Interface GmbH & Co. KG**

Klingenbergstraße 26

D-32758 Detmold

Germany

[www.weidmueller.com](http://www.weidmueller.com)

Sensor/actuator cables are used for wiring sensors and actuators and for transmitting data or power in various applications. The moulded cable offers connected and tested connection of the plug-in connector to the cable ex-works. The cables may be exposed to a wide range of conditions, such as humidity, dust, heat, cold, shock or vibration.

Our developers have focused specifically on this issue and designed a host of different M8 and M12 sensor-actuator cables so you are bound to find the solution you need for your application.

Is there something you have not managed to find or you feel needs explanation? Talk to us!

**General ordering data**

Version	Sensor/actuator line, Connecting line, M8 / M8, Number of poles : 3, 1.5 m, pin, straight - socket, straight, Shielded: No, LED: No, Sheath material: PUR, Halogen: No
Order No.	<a href="#">1824570150</a>
Type	SAIL-M8GM8G-3-1.5U
GTIN (EAN)	4032248326686
Qty.	1 pc(s).

**SAIL-M8GM8G-3-1.5U****Weidmüller Interface GmbH & Co. KG**

Klingenbergstraße 26

D-32758 Detmold

Germany

www.weidmueller.com

**Technical data****Dimensions and weights**

Net weight	41.4 g
------------	--------

**Technical specifications for cable**

Acceleration	5 m/s <sup>2</sup>	Bending cycles	12 Mio
Bending cycles at torsion	> 5 Mio.	Bending radius, min., moving	10 x cable diameter
Bending radius, min., stationary	5 x cable diameter	Cable length	1.5 m
Colour coding	brown, blue, black	Configurable cable length	No
Core cross-section	0.25 mm <sup>2</sup>	Core in accordance with UL AWM style	10493 (80 °C / 300 V)
Halogen	No	Hydrolysis and microbe resistant	Yes
Insulation	PP	Irradiation crosslinked	No
Length of torsion	1 m	Number of poles	3
Outer cladding in accordance with UL AWM style	20549 (80 °C / 300 V)	Outside diameter	4.1 mm ± 0.2 mm
Resistance to oils	in accordance with IEC 60811:404	Resistance to spread of flame	in accordance with IEC 60332-2-2, In accordance with UL1581 UL / CUL FT2
Resistant to welding beads	No	Sheath material	PUR
Sheathing colour	black	Shielded	No
Speed	5 m/s	Suitable for cable carriers	Yes
Temperature range, moving	-25...80 °C	Temperature range, stationary	-40...80 °C
Torsion resistance	360 °/m	Welding spark resistance	No

**General technical data**

Coding	A-coded	Connection thread	M8 / M8
Contact surface	Gold-plated	Housing main material	PUR
Insulation strength	10 <sup>8</sup> Ω	LED	No
Plugging cycles	≥ 100	Pollution severity	3
Protection degree	IP65, IP66, IP67, IP68, IP69, when screwed in	Rated current	4 A
Rated voltage	60 V	Temperature range of housing	-25...+85 °C
Threaded ring material	Brass, nickel-plated	Tightening torque	M8: 0.5 - 0.6 Nm
Version	pin, straight - socket, straight	jumpered	No

**Electrical properties**

Insulation strength	10 <sup>8</sup> Ω	Rated voltage	60 V
---------------------	-------------------	---------------	------

**General standards**

Certificate no. (cULus)	E307231	Connector standard	IEC 61076-2-104
-------------------------	---------	--------------------	-----------------

**Standards**

Connector standard	IEC 61076-2-104
--------------------	-----------------

**Plug, left**

Plug left	M8, IP69, male contact, straight, Plastic, unshielded
-----------	---

**SAIL-M8GM8G-3-1.5U****Weidmüller Interface GmbH & Co. KG**

Klingenbergstraße 26

D-32758 Detmold

Germany

[www.weidmueller.com](http://www.weidmueller.com)**Technical data****Plug, right**

Plug right	M8, IP69, female contact, straight, Plastic, unshielded
------------	---

**Classifications**

ETIM 6.0	EC001855	ETIM 7.0	EC001855
ETIM 8.0	EC001855	ETIM 9.0	EC001855
ECLASS 9.0	27-06-03-11	ECLASS 9.1	27-06-03-11
ECLASS 10.0	27-06-03-11	ECLASS 11.0	27-06-03-11
ECLASS 12.0	27-06-03-11	ECLASS 13.0	27-06-03-11

**Environmental Product Compliance**

REACH SVHC	Lead 7439-92-1
SCIP	1c533b66-fcff-4da5-b89f-fd55fbf5cb55
RoHS Compliance Status	Compliant with exemption
RoHS Exemption (if applicable/known)	6c

**Approvals**

Approvals



ROHS	Conform
UL File Number Search	UL Website
Certificate no. (cULus)	E307231

**Downloads**

Engineering Data	<a href="#">CAD data – STEP</a>
Catalogues	<a href="#">Catalogues in PDF-format</a>
Brochures	<a href="#">FL FIELDWIRING EN</a> <a href="#">FL FIELDWIRING EN</a>

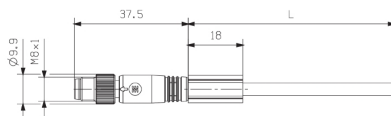
## SAIL-M8GM8G-3-1.5U

**Weidmüller Interface GmbH & Co. KG**  
 Klingenbergstraße 26  
 D-32758 Detmold  
 Germany

[www.weidmueller.com](http://www.weidmueller.com)

## Drawings

## Dimensioned drawing



Male, straight

## Pole scheme

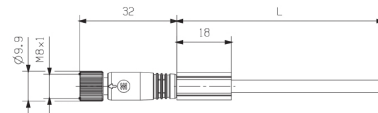


Male

## Wiring diagram

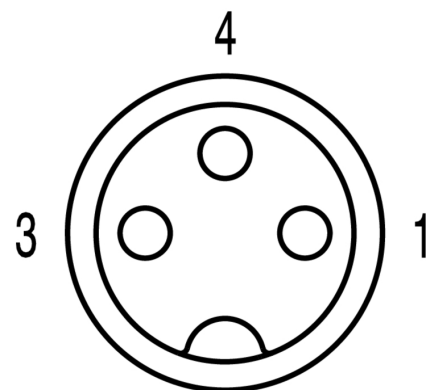


## Dimensioned drawing



Straight socket

## Pole scheme



Socket

## The ideal tool: Screwty® with torque function



Light, securely screwed-in round plug-in connectors. Screwty set DM / VPE: 1 / Order No.: 1920000000 Adapters: M12, M12 F, M8, M8 F