

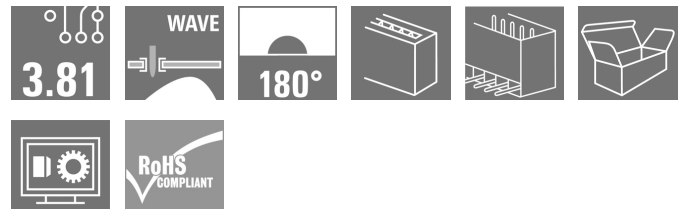
SC 3.81/03/180G 3.2SN BK BX**Weidmüller Interface GmbH & Co. KG**

Klingenbergstraße 26

D-32758 Detmold

Germany

www.weidmueller.com

Product image

The SC pin header has a perpendicular (standing) plugging direction in relation to the PCB. It is available in closed (G) and screw flange (F) versions.

Weidmüller's 3.81-mm-pitch (0.15 inch) plug-in connectors are compatible with the layouts of standard connectors and offer space for labelling and coding.

General ordering data

| | |
|--------------|--|
| Version | PCB plug-in connector, male header, closed side, THT solder connection, 3.81 mm, Number of poles: 3, 180°, Solder pin length (l): 3.2 mm, tinned, black, Box |
| Order No. | 1793530000 |
| Type | SC 3.81/03/180G 3.2SN BK BX |
| GTIN (EAN) | 4032248230440 |
| Qty. | 50 pc(s). |
| Product data | IEC: 320 V / 17.5 A UL: 300 V / 10 A |
| Packaging | Box |

Creation date June 1, 2024 3:40:08 PM CEST

SC 3.81/03/180G 3.2SN BK BX

Weidmüller Interface GmbH & Co. KG

Klingenbergstraße 26

D-32758 Detmold

Germany

www.weidmueller.com

Technical data

Dimensions and weights

| | | | |
|--------------------------|------------|-----------------|------------|
| Depth | 7.1 mm | Depth (inches) | 0.28 inch |
| Height | 12.4 mm | Height (inches) | 0.488 inch |
| Height of lowest version | 9.2 mm | Width | 12.83 mm |
| Width (inches) | 0.505 inch | Net weight | 0.96 g |

System specifications

| | | | |
|--|---|--|------------------------------|
| Product family | OMNIMATE Signal - series BC/SC 3.81 | Type of connection | Board connection |
| Mounting onto the PCB | THT solder connection | Pitch in mm (P) | 3.81 mm |
| Pitch in inches (P) | 0.15 " | Outgoing elbow | 180° |
| Number of poles | 3 | Number of solder pins per pole | 1 |
| Solder pin length (l) | 3.2 mm | Solder pin length tolerance | 0 / -0.2 mm |
| Solder pin dimensions | d = 1.0 mm, Octagonal | Solder pin dimensions = d tolerance | 0 / -0.03 mm |
| Solder eyelet hole diameter (D) | 1.2 mm | Solder eyelet hole diameter tolerance (D)+ | 0, 1 mm |
| L1 in mm | 7.62 mm | L1 in inches | 0.3 " |
| Number of rows | 1 | Pin series quantity | 1 |
| Touch-safe protection acc. to DIN VDE 57 106 | finger-safe unplugged/ back-of-hand-safe plugged | Touch-safe protection acc. to DIN VDE 0470 | IP20 plugged/ IP10 unplugged |
| Volume resistance | ≤5 mΩ | Can be coded | Yes |
| Plugging force/pole, max. | 7 N | Pulling force/pole, max. | 5 N |

Material data

| | | | |
|---------------------------------------|----------|---------------------------------------|--------|
| Insulating material | PA GF | Colour | black |
| Colour chart (similar) | RAL 9011 | Insulating material group | II |
| Comparative Tracking Index (CTI) | ≥ 550 | UL 94 flammability rating | V-0 |
| Contact material | Cu-alloy | Contact surface | tinned |
| Storage temperature, min. | -40 °C | Storage temperature, max. | 70 °C |
| Operating temperature, min. | -50 °C | Operating temperature, max. | 120 °C |
| Temperature range, installation, min. | -25 °C | Temperature range, installation, max. | 120 °C |

Rated data acc. to IEC

| | | | |
|---|------------------------|---|------------------|
| tested acc. to standard | IEC 60664-1, IEC 61984 | Rated current, min. number of poles (Tu=20°C) | 17.5 A |
| Rated current, max. number of poles (Tu=20°C) | 17.1 A | Rated current, min. number of poles (Tu=40°C) | 17.5 A |
| Rated current, max. number of poles (Tu=40°C) | 17.1 A | Rated voltage for surge voltage class / pollution degree II/2 | 320 V |
| Rated voltage for surge voltage class / pollution degree III/2 | 160 V | Rated voltage for surge voltage class / pollution degree III/3 | 160 V |
| Rated impulse voltage for surge voltage class/ pollution degree II/2 | 2.5 kV | Rated impulse voltage for surge voltage class/ pollution degree III/2 | 2.5 kV |
| Rated impulse voltage for surge voltage class/ contamination degree III/3 | 2.5 kV | Short-time withstand current resistance | 3 x 1s with 76 A |

Rated data acc. to CSA

| | | | |
|-----------------------------------|-------|-----------------------------------|-----|
| Rated voltage (Use group B / CSA) | 300 V | Rated current (Use group B / CSA) | 8 A |
|-----------------------------------|-------|-----------------------------------|-----|

SC 3.81/03/180G 3.2SN BK BX

Weidmüller Interface GmbH & Co. KG

Klingenbergstraße 26

D-32758 Detmold

Germany

www.weidmueller.com

Technical data

Rated data acc. to UL 1059

Institute (cURus)



Certificate No. (cURus)

E60693

Rated voltage (Use group B / UL 1059) 300 V

Rated voltage (Use group D / UL 1059) 300 V

Rated current (Use group B / UL 1059) 10 A

Rated current (Use group D / UL 1059) 10 A

Reference to approval values

Specifications are maximum values, details - see approval certificate.

Packing

Packaging

Box

VPE length

78 mm

VPE width

69 mm

VPE height

41 mm

Classifications

ETIM 6.0

EC002637

ETIM 7.0

EC002637

ETIM 8.0

EC002637

ETIM 9.0

EC002637

ECLASS 9.0

27-44-04-02

ECLASS 9.1

27-44-04-02

ECLASS 10.0

27-44-04-02

ECLASS 11.0

27-46-02-01

ECLASS 12.0

27-46-02-01

ECLASS 13.0

27-46-02-01

Important note

IPC conformity

Conformity: The products are developed, manufactured and delivered according international recognized standards and norms and comply with the assured properties in the data sheet resp. fulfill decorative properties in accordance with IPC-A-610 "Class 2". Further claims on the products can be evaluated on request.

Notes

- Additional variants on request
- Rated current related to rated cross-section & min. No. of poles.
- Rated data refer only to the component itself. Clearance and creepage distances to other components are to be designed in accordance with the relevant application standards.
- P on drawing = pitch
- In accordance with IEC 61984, OMNIMATE-connectors are connectors without breaking capacity (COC). During designated use, connectors are not allowed to be engaged or disengaged when live or under load
- Long term storage of the product with average temperature of 50 °C and maximum humidity 70%, 36 months

Approvals

Approvals



ROHS

Conform

UL File Number Search

UL Website

Certificate No. (cURus)

E60693

SC 3.81/03/180G 3.2SN BK BX**Weidmüller Interface GmbH & Co. KG**

Klingenbergstraße 26

D-32758 Detmold

Germany


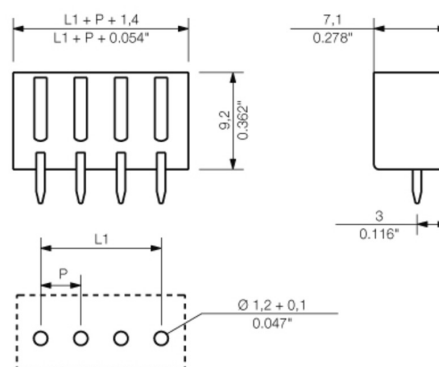
www.weidmueller.com**Technical data****Downloads**

| | |
|---|--|
| Approval/Certificate/Document of Conformity | CB Certificate CB Testreport Declaration of the Manufacturer |
| Engineering Data | CAD data – STEP |
| Product Change Notification | Change of packaging - DE Change of packaging - EN |
| Catalogues | Catalogues in PDF-format |
| Brochures | FL DRIVES EN MB DEVICE MANUF. EN FL DRIVES DE FL BUILDING SAFETY EN FL APPL LED LIGHTING EN FL INDUSTR.CONTROLS EN FL MACHINE SAFETY EN FL HEATING ELECTR EN FL APPL INVERTER EN FL_BASE_STATION_EN FL ELEVATOR EN FL POWER SUPPLY EN FL 72H SAMPLE SER EN PO OMNIMATE EN PO OMNIMATE EN |

SC 3.81/03/180G 3.2SN BK BX

Weidmüller Interface GmbH & Co. KG
Klingenbergstraße 26
D-32758 Detmold
Germany

www.weidmueller.com

Drawings**Product image****Dimensional drawing**

SC 3.81/03/180G 3.2SN BK BX

Weidmüller Interface GmbH & Co. KG

Klingenbergstraße 26

D-32758 Detmold

Germany

www.weidmueller.com

Accessories

Coding elements

**Only connects what is supposed to be connected: the right connection at the right place.**

Coding elements and locking devices clearly assign connecting elements during the manufacturing process and operation

The coding elements and locking devices are inserted prior to assembly or during the cable assembly phase. The Weidmüller alternative: configure online using the variant configurator to precode prior to delivery.

Incorrect assembly on the circuit board and incorrect plugging of connecting elements is no longer possible. The advantage: no troubleshooting during manufacture and no operational errors by the user.

General ordering data

| Type | SC-SMT 3.81 KO GY BX | Version | Product data | Packaging |
|------------|----------------------------|---|--------------|-----------|
| Order No. | 1968900000 | PCB plug-in connector, Accessories, Coding element, grey, Number of | | Box |
| GTIN (EAN) | 4032248772865 | poles: 6 | | |
| Qty. | 100 pc(s). | | | |

The reproduction, distribution and utilization of this document as well as the communication of its contents to others without explicit authorization is prohibited. Offenders will be held liable for the payment of damages. Weidmüller exclusively reserves the right to file for patents, utility models or designs.

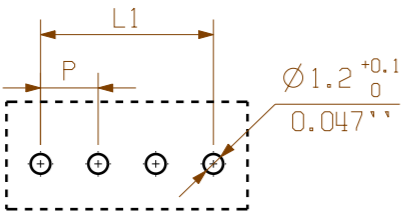
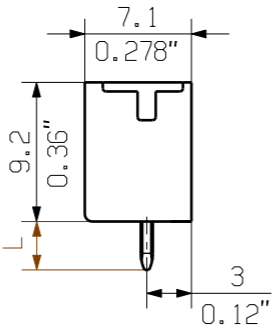
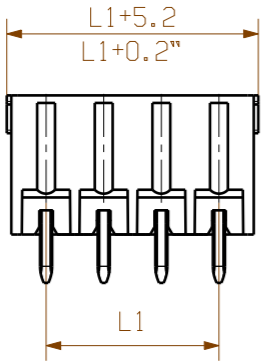
© Weidmüller Interface GmbH & Co. KG

Dimensions without tolerances are no check dimensions

The English version is binding

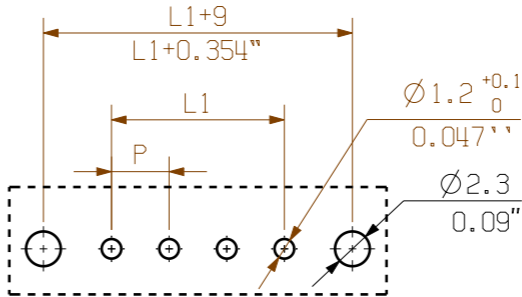
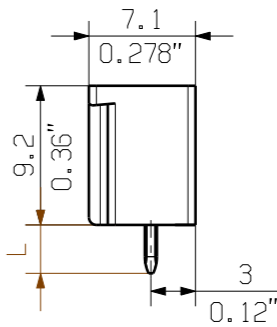
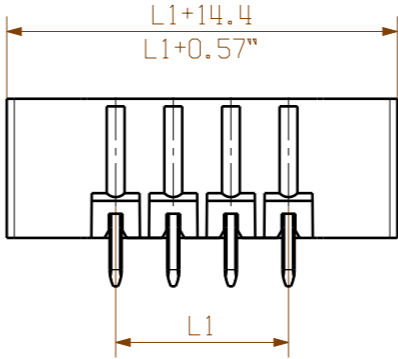
09

SC 3.81/.../180G 3.2...



PCB LAYOUT

SC 3.81/.../180F 3.2...



PCB LAYOUT



KUNDENZEICHNUNG
CUSTOMER DRAWING

P=3.81
L=3.2

| | | |
|----|---------|-----------|
| 20 | 72.39 | 2.850 |
| 19 | 68.58 | 2.700 |
| 18 | 64.77 | 2.550 |
| 17 | 60.96 | 2.400 |
| 16 | 57.15 | 2.250 |
| 15 | 53.34 | 2.100 |
| 14 | 49.53 | 1.950 |
| 13 | 45.72 | 1.800 |
| 12 | 41.91 | 1.650 |
| 11 | 38.10 | 1.500 |
| 10 | 34.29 | 1.350 |
| 9 | 30.48 | 1.200 |
| 8 | 26.67 | 1.050 |
| 7 | 22.86 | 0.900 |
| 6 | 19.05 | 0.750 |
| 5 | 15.24 | 0.600 |
| 4 | 11.43 | 0.450 |
| 3 | 7.62 | 0.300 |
| 2 | 3.81 | 0.150 |
| N | L1 [mm] | L1 [inch] |

For the mounting of PCBs, it should be noted that the rated data given in the catalogue relates only to the connection elements. The necessary creepage and clearance paths must be observed in connection with the respective applicant in accordance to VDE 0110. The current-carrying capacity and pitch tolerance is to be determined according to DIN IEC 326 part 3 very fine.

Weidmüller connectors are tested to the DIN VDE 0627 standard, and are valid for its field of application. Provided that the connectors are used to the intended purpose, all requirements with respect to the occurring of electrical, mechanical, thermic and corrosive stress will be satisfied.

| | | | | | | | | |
|---|--|--------------------------|--------------------|-----------------------|---|--|--------------------------------|--|
| GENERAL TOLERANCE: DIN ISO 2768-m | | 97482/0 06.09.17 MA_J | | 01 | Weidmüller  | | C 40385 09 | |
| Max. nos. | | Modification | | Drawing no. Issue no. | | | | |
|  | | Date | Name | | SC 3.81/.../180...3.2... ANSCHLUSS STIFTHEISTE PIN HEADER | | | |
| | | Drawn | 09.02.2006 ZHANG_H | | | | | |
| Scale: 5/1 | | Responsible | MA_J | | | | | |
| Supersedes: . | | Checked | 13.09.2017 ZHOU_N | | Product file: SC 3.81 | | | |
| | | Approved | XU_S | | 7069 | | | |

Recommended wave soldering profiles

Weidmüller Interface GmbH & Co. KG
Klingenbergstraße 16
D-32758 Detmold
Germany
Fon: +49 5231 14-0
Fax: +49 5231 14-292083
www.weidmueller.com

Single Wave:



Double Wave:



Wave soldering profiles

Wired connection elements should be processed in accordance with the DIN EN 61760-1 standard. We have included two recommendations for practical wave soldering profiles, with which Weidmüller PCB terminals and connectors are qualified.

When choosing a suitable profile for your application, the following factors also need to be considered:

- PCB thickness
- Proportion of Cu in the layers
- Single/double-sided assembly
- Product range
- Heating and cooling rates

The single and double wave profiles each indicate the recommended operating range, including the maximum soldering temperature of 260°C. In practice, the maximum soldering temperature is quite often well below the above maximum profile.

We reserve the right to make technical changes.