


DLI 2.5/LD-GN/PNP +- DB**Weidmüller Interface GmbH & Co. KG**

Klingenbergstraße 26

D-32758 Detmold

Germany

www.weidmueller.com

Product image

The high reliability and variety of designs of the terminal blocks with clamping yoke connections make planning easier and optimises operational safety. Klippon® Connect provides a proven response to a range of different requirements.

General ordering data

Version	Initiator/actuator terminal, Screw connection, dark beige, 2.5 mm ² , 24 A, 30 V, Number of connections: 4, Number of levels: 3, TS 35, V-0, Wemid
Order No.	1783970000
Type	DLI 2.5/LD-GN/PNP +- DB
GTIN (EAN)	4032248212606
Qty.	50 pc(s).

DLI 2.5/LD-GN/PNP +- DB**Weidmüller Interface GmbH & Co. KG**

Klingenbergstraße 26

D-32758 Detmold

Germany

www.weidmueller.com

Technical data**Dimensions and weights**

Depth	48.5 mm	Depth (inches)	1.909 inch
Depth including DIN rail	49 mm	Height	66 mm
Height (inches)	2.598 inch	Width	6.1 mm
Width (inches)	0.24 inch	Net weight	10.65 g

Temperatures

Storage temperature	-25 °C...55 °C	Continuous operating temp., min.	-50 °C
Continuous operating temp., max.	120 °C		

Material data

Material	Wemid	Colour	dark beige
UL 94 flammability rating	V-0		

System specifications

Version	Screw connection, with LED, One end without connector	End cover plate required	Yes
Number of potentials	2	Number of levels	3
Number of clamping points per level	1	Number of potentials per tier	1
Levels cross-connected internally	No	PE connection	No
Rail	TS 35	N-function	No
PE function	No	PEN function	No

Additional technical data

Electronic component	Green LED	Explosion-tested version	No
Number of similar terminals	1	Open sides	right
Type of mounting	Snap-on		

CSA rating data

Certificate No. (CSA)	12400-134	Current size B (CSA)	10 A
Current size C (CSA)	10 A	Current size D (CSA)	10 A
Voltage size B (CSA)	30 V	Voltage size C (CSA)	30 V
Voltage size D (CSA)	30 V	Wire cross section max. (CSA)	12 AWG
Wire cross section min. (CSA)	26 AWG		

Conductors for clamping (additional connection)

Conductor cross-section, flexible plus plastic collar DIN 46228/1, further connection, max. 2.5 mm²

Conductors for clamping (rated connection)

Blade size 0.6 x 3.5 mm

DLI 2.5/LD-GN/PNP +- DB

Weidmüller Interface GmbH & Co. KG

Klingenbergstraße 26

D-32758 Detmold

Germany

www.weidmueller.com

Technical data

Clampable conductor	Connection specification		Screw connection	
	Cross-section for conductor connection	Type	solid, H05(07) V-U	
		min.	0.5 mm ²	
		max.	4 mm ²	
		nominal	2.5 mm ²	
	wire end ferrule	Stripping length	min.	7 mm
			max.	7 mm
			nominal	7 mm
		Tightening torque	min.	0.4 Nm
			max.	0.6 Nm
		Recommended wire-end ferrule		
	Connection specification		Screw connection	
	Cross-section for conductor connection	Type	stranded, H07V-R	
		min.	1.5 mm ²	
		max.	4 mm ²	
		nominal	2.5 mm ²	
	wire end ferrule	Stripping length	min.	7 mm
			max.	7 mm
			nominal	7 mm
		Tightening torque	min.	0.4 Nm
			max.	0.6 Nm
		Recommended wire-end ferrule		
	Connection specification		Screw connection	
	Cross-section for conductor connection	Type	flexible, H05(07) V-K	
		min.	0.5 mm ²	
		max.	4 mm ²	
		nominal	2.5 mm ²	
	wire end ferrule	Stripping length	min.	7 mm
			max.	7 mm
			nominal	7 mm
		Tightening torque	min.	0.4 Nm
			max.	0.6 Nm
		Recommended wire-end ferrule		
Clamping range, max.	4 mm ²			
Clamping range, min.	0.13 mm ²			
Clamping screw	M 2.5			
Connection cross-section, stranded, max.	4 mm ²			
Connection cross-section, stranded, min.	1.5 mm ²			
Connection direction	on side			
Gauge to IEC 60947-1	A3			
Number of connections	4			
Stripping length	7 mm			
Tightening torque, max.	0.6 Nm			
Tightening torque, min.	0.4 Nm			
Torque level with DMS electric screw-driver	1			
Type of connection	Screw connection			
Type of connection 2	Screw connection			
Wire connection cross section AWG, max.	AWG 12			
Wire connection cross section AWG, min.	AWG 26			
Wire connection cross section, finely stranded, max.	4 mm ²			

Creation date November 6, 2024 8:12:00 AM CET

DLI 2.5/LD-GN/PNP +- DB**Weidmüller Interface GmbH & Co. KG**

Klingenbergstraße 26

D-32758 Detmold

Germany

www.weidmueller.com

Technical data

Wire connection cross section, finely stranded, min.	0.5 mm ²
------------------------------------------------------	---------------------

Wire connection cross-section, finely stranded with wire-end ferrules DIN 46228/1, max.	2.5 mm ²
-----------------------------------------------------------------------------------------	---------------------

Wire connection cross-section, finely stranded with wire-end ferrules DIN 46228/1, min.	0.5 mm ²
-----------------------------------------------------------------------------------------	---------------------

Wire connection cross-section, solid core, max.	4 mm ²
-------------------------------------------------	-------------------

Wire connection cross-section, solid core, min.	0.5 mm ²
-------------------------------------------------	---------------------

General

Rail	TS 35	Standards	IEC 60947-7-1
Wire connection cross section AWG, max.	AWG 12	Wire connection cross section AWG, min.	AWG 26

Rating data

Rated cross-section	2.5 mm ²	Rated voltage	30 V
Rated DC voltage	30 V	Rated current	24 A
Current at maximum wires	24 A	Standards	IEC 60947-7-1
Volume resistance according to IEC 60947-7-x	1.33 mΩ	Rated impulse withstand voltage	0.8 kV
Power loss in accordance with IEC 60947-7-x	0.77 W	Pollution severity	3

UL rating data

Certificate No. (UR)	E60693	Conductor size Factory wiring max. (UR)	12 AWG
Conductor size Factory wiring min. (UR)	26 AWG	Conductor size Field wiring max. (UR)	12 AWG
Conductor size Field wiring min. (UR)	22 AWG		

Classifications

ETIM 6.0	EC000900	ETIM 7.0	EC000900
ETIM 8.0	EC000900	ETIM 9.0	EC000900
ECLASS 9.0	27-14-11-28	ECLASS 9.1	27-14-11-28
ECLASS 10.0	27-14-11-28	ECLASS 11.0	27-14-11-28
ECLASS 12.0	27-14-11-28	ECLASS 13.0	27-25-01-12
ECLASS 14.0	27-25-01-12		

Environmental Product Compliance

RoHS Compliance Status	Compliant with exemption
RoHS Exemption (if applicable/known)	7cl
REACH SVHC	No SVHC above 0.1 wt%

DLI 2.5/LD-GN/PNP +- DB**Weidmüller Interface GmbH & Co. KG**

Klingenbergstraße 26

D-32758 Detmold

Germany

www.weidmueller.com**Technical data****Approvals**

Approvals



ROHS	Conform
UL File Number Search	UL Website
Certificate No. (UR)	E60693

Downloads

Approval/Certificate/Document of Conformity	CE Declaration of Conformity UKCA declaration of conformity
Engineering Data	CAD data – STEP
User Documentation	StorageConditionsTerminalBlocks
Catalogues	Catalogues in PDF-format
Brochures	

DLI 2.5/LD-GN/PNP +- DB

Weidmüller Interface GmbH & Co. KG

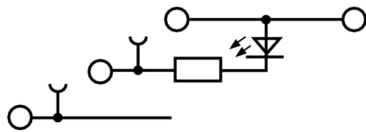
Klingenbergstraße 26

D-32758 Detmold

Germany

www.weidmueller.com

Drawings



DLI 2.5/LD-GN/PNP +- DB**Weidmüller Interface GmbH & Co. KG**

Klingenbergstraße 26

D-32758 Detmold

Germany

www.weidmueller.com**Accessories****1.5 mm²**

Numerous national and international approvals and qualifications in accordance with a variety of application standards make the W-series a universal connection solution, especially in harsh conditions. The screw connection has long been an established connection element to meet exacting demands in terms of reliability and functionality. And our W-Series is still setting standards.

General ordering data

Type	VQB 1.5/50 RT	Version
Order No.	1633290000	Cross-connector (terminal), when screwed in, red, 17.5 A, Number of
GTIN (EAN)	4008190257750	poles: 50, Pitch in mm (P): 6.20, Insulated: Yes, Width: 4.2 mm
Qty.	5 pc(s).	
Type	VQB 1.5/50 BL	Version
Order No.	1633280000	Cross-connector (terminal), when screwed in, blue, 17.5 A, Number of
GTIN (EAN)	4008190257743	poles: 50, Pitch in mm (P): 6.20, Insulated: Yes, Width: 4.2 mm
Qty.	5 pc(s).	
Type	VQB 1.5/50 SW	Version
Order No.	1635120000	Cross-connector (terminal), when screwed in, black, 17.5 A, Number
GTIN (EAN)	4008190262761	of poles: 50, Pitch in mm (P): 6.20, Insulated: Yes, Width: 4.2 mm
Qty.	5 pc(s).	

2.5 mm²

To ensure the finger safety and the compliance to the required clearance and creepage distances, an end plate has to be placed at the end of a plug.

General ordering data

Type	AP DLI2.5 DB	Version
Order No.	1783550000	End plate (terminals), dark beige, Height: 65.65 mm, Width: 1.5 mm,
GTIN (EAN)	4032248189847	V-O, Wemid
Qty.	20 pc(s).	

DLI 2.5/LD-GN/PNP +- DB

Weidmüller Interface GmbH & Co. KG

Klingenbergstraße 26

D-32758 Detmold

Germany

www.weidmueller.com

Accessories

Marker holder



The marker holder offer the possibility of additional mounting of standard markers with a pitch of 5 or 5.1 mm. The angled holders can be optionally snapped together and could be mounted in all standard marking channels of the Klippon® Connect modular terminal blocks. Fitting marker types could be found under the respective accessories of the designation marking holder.

General ordering data

Type	BZT 1 ZA WS 10/5	Version
Order No.	1805520000	Accessories, Marker holder
GTIN (EAN)	4032248270248	
Qty.	100 pc(s).	
Type	BZT 1 WS 10/5	Version
Order No.	1805490000	Accessories, Marker holder
GTIN (EAN)	4032248270231	
Qty.	100 pc(s).	

SAK-Series



A partition plate is used for the optical separation of circuits or used for electrical isolation from neighbouring cross-connectors. In contrast to the end plate, the contour can be larger than the adjacent terminal blocks. However, it should not be smaller, as otherwise the required clearance and creepage distances within the application can no longer be maintained.

General ordering data

Type	TSCH 1	Version
Order No.	0319160000	Small partition (terminal), PA 66, beige, Continuous operating temp.,
GTIN (EAN)	4008190097219	max.: 100 °C
Qty.	100 pc(s).	

DLI 2.5/LD-GN/PNP +- DB

Weidmüller Interface GmbH & Co. KG

Klingenbergstraße 26

D-32758 Detmold

Germany

www.weidmueller.com

Accessories

Connection sleeves



General ordering data

Type	VH 4.2/4/2.8	Version
Order No.	1345800000	Connecting sleeve (terminal), when screwed in, Width: 4, Height: 4
GTIN (EAN)	4008190070403	mm, Depth: 4.2 mm, Number of poles: 1, Copper
Qty.	100 pc(s).	

Blank



The Dekafix (DEK) marker is the universal marker for all conductor and plug-in connectors as well as for electronic sub-assemblies. The system is ideal for short number sequences and covers a wide range of ready-printed markers.

Strips for fast installation in only one work step. The printing is easy to read, rich in contrast and available in various widths.

- Large range of ready-to-use markers
- Strips for fast installation
- Terminal markers, suitable for all Weidmüller cable connectors
- Available as blank MultiCard or with standard printing

For custom printing: Please send us a file of our labeling software M-Print PRO or M-Print PRO Online (without installation) for your labeling specifications.

General ordering data

Type	DEK 5/6 MC NE WS	Version
Order No.	1609820000	Dekafix, Terminal marker, 5 x 6 mm, Pitch in mm (P): 6.00
GTIN (EAN)	4008190203436	Weidmueller, white
Qty.	1,000 pc(s).	

DLI 2.5/LD-GN/PNP +- DB

Weidmüller Interface GmbH & Co. KG

Klingenbergstraße 26

D-32758 Detmold

Germany

www.weidmueller.com

Accessories

Support brackets




Support brackets can be arranged at the end or in the course of a terminal strip. They can be clipped on TS 32 or TS 35 mounting rails and serve as supports for the respective cover profiles.

General ordering data

Type	HP 4 ADP3	Version
Order No.	0485860000	End and partition plate for terminals, beige, Height: 82 mm, Width: 3
GTIN (EAN)	4008190151096	mm, V-2, PA 66
Qty.	20 pc(s).	

SAK-Series



Weidmüller's range of products includes end brackets that guarantee a permanent, reliable mounting on the terminal rail and prevent sliding. Versions with and without screws are available. The end brackets include marking options, also for group markers, and also a test plug holder.

General ordering data

Type	EW 35	Version
Order No.	0383560000	End bracket, beige, TS 35, V-2, Wemid, Width: 8.5 mm, 100 °C
GTIN (EAN)	4008190181314	
Qty.	50 pc(s).	

DLI 2.5/LD-GN/PNP +- DB

Weidmüller Interface GmbH & Co. KG

Klingenbergstraße 26

D-32758 Detmold

Germany

www.weidmueller.com

Accessories

Custom printing



The Dekafix (DEK) marker is the universal marker for all conductor and plug-in connectors as well as for electronic sub-assemblies. The system is ideal for short number sequences and covers a wide range of ready-printed markers.


Strips for fast installation in only one work step. The printing is easy to read, rich in contrast and available in various widths.

- Large range of ready-to-use markers
- Strips for fast installation
- Terminal markers, suitable for all Weidmüller cable connectors
- Available as blank MultiCard or with standard printing

For custom printing: Please send us a file of our labeling software M-Print PRO or M-Print PRO Online (without installation) for your labeling specifications.

General ordering data

Type	DEK 5/6 MC SDR	Version
Order No.	1609830000	Dekafix, Terminal marker, 5 x 6 mm, Pitch in mm (P): 6.00
GTIN (EAN)	4008190456603	Weidmueller, To customer specification
Qty.	200 pc(s).	

2.5 mm²

Numerous national and international approvals and qualifications in accordance with a variety of application standards make the W-series a universal connection solution, especially in harsh conditions. The screw connection has long been an established connection element to meet exacting demands in terms of reliability and functionality. And our W-Series is still setting standards.

General ordering data

Type	Q 4 DLI	Version
Order No.	1312700000	Cross-connector (terminal), when screwed in, grey, 24 A, Number of poles: 4, Pitch in mm (P): 6.10, Insulated: No, Width: 23.3 mm
GTIN (EAN)	4008190162122	
Qty.	50 pc(s).	
Type	Q 3 DLI	Version
Order No.	1312600000	Cross-connector (terminal), when screwed in, grey, 24 A, Number of poles: 3, Pitch in mm (P): 6.10, Insulated: No, Width: 17.2 mm
GTIN (EAN)	4008190024604	
Qty.	50 pc(s).	
Type	Q 20 DLI	Version
Order No.	1399800000	Cross-connector (terminal), when screwed in, grey, 24 A, Number of poles: 20, Pitch in mm (P): 5.00, Insulated: No, Width: 120.9 mm
GTIN (EAN)	4008190070670	
Qty.	20 pc(s).	

DLI 2.5/LD-GN/PNP +- DB

Weidmüller Interface GmbH & Co. KG

Klingenbergstraße 26

D-32758 Detmold

Germany

www.weidmueller.com

Accessories

Type	Q 10 DLI	Version
Order No.	1313100000	Cross-connector (terminal), when screwed in, grey, 24 A, Number of
GTIN (EAN)	4008190167622	poles: 10, Pitch in mm (P): 6.00, Insulated: No, Width: 59.9 mm
Qty.	20 pc(s).	
Type	Q 2 DLI	Version
Order No.	1312500000	Cross-connector (terminal), when screwed in, grey, 24 A, Number of
GTIN (EAN)	4008190039837	poles: 2, Pitch in mm (P): 6.10, Insulated: No, Width: 11.1 mm
Qty.	50 pc(s).	
Type	QL 2 DLI	Version
Order No.	0297200000	Cross-connector (terminal), when screwed in, grey, 20 A, Number of
GTIN (EAN)	4008190057176	poles: 2, Pitch in mm (P): 6.10, Insulated: No, Width: 11.1 mm
Qty.	100 pc(s).	

Cover profiles



Cover profiles provide protection against external impact on functional areas of the terminal blocks or in combination with our support brackets for the entire terminal strip. They provide protection against electric shock caused by accidental contact with live parts due to operation or faults.

General ordering data

Type	ADP 3/HP3 1M	Version
Order No.	0485400000	SAK Series, Cover profile, Transparent, 1000 mm
GTIN (EAN)	4008190023928	
Qty.	1 m	